

Cape and Islands Orchid Society 2019 Newsletters



Table of Contents

Cape and Islands Orchid Society 2019 Newsletters

Table of Contents

A. January 2019 CAIOS Newsletter.pdf	1
B. February 2019 CAIOS Newsletter.pdf	7
Brassada Orange Delight	10
C. March 2019 CAIOS Newsletter.pdf	13
Home Remedies	14
Mega Thrive	14
Encyclia adenocaula	15
Brassavola Rediculous	16
Black Rot	16
D. April 2019 CAIOS Newsletter.pdf	19
Importance of keeping everything clean while grooming, dividing and repotting your plants.	19
.....	19
Repotting	19
When to Repot	19
Early Spring	20
Repot in Fall	20
Other times repotting may be necessary	20
Pot size	20
Orchid Potting Media	20
E. May 2019 CAIOS Newsletter.pdf	25
New Zealand sphagnum	25
Miltoniopsis	26
Miltonia	27
Maxillaria Tenufolia (The coconut orchid)	27
Bulbophyllum barbigerum	27
Cynoches, Catasetums, Mormodes and Clowesia – Spring Care	28
F. June 2019 CAIOS Newsletter.pdf	31
My Experience with Virus Testing by Amy Fulcher	32
Cool Growing Orchids in the Summer Heat.	34
G. September 2019 CAIOS Newsletter.pdf	38
For fungus and bacteria	39
For root rot	39
Orchid Repotting in Fall	39
Other times repotting may be necessary	39
Pot size	39
H. October 2019 CAIOS Newsletter.pdf	42
Why are my orchid leaves splitting?	43

Converting plants to new conditions (example bark to semi-hydroponic) Can it be done at any time? .	43
Epidendrum parkinsonianum Hooker	43
I. November 2019 CAIOS Newsletter.pdf	47
Dendrobium tetragonum	47
Winter rest and dormancy	48
Novelty Phalaenopsis (“Blue Ridge Quartet” and “Blue Ridge Mania”) seedlings	49
Cymbidiums	49
J. December 2019 CAIOS Newsletter.pdf	53
General Guidelines for Selecting Healthy Orchids	53
General Guidelines for Caring for your Newly Purchased Orchids	54
Reference Photos for Ring Collection	62
Detached Labels found in Greenhouse,.	63
Pot. Walnita Char ‘Red Wine’	64
Names of labeled plants of which your unlabeled plant may be a division	64
Blc. Hawaiian Passion	65



The Cape and Islands Orchid Society
Affiliated with the American Orchid Society & Orchid Digest Corp.

January 2019 Newsletter

Sunday January 13, 2019 – 12:30 p.m.

CAIOS Workshops & Plant Registration

THE ADMINISTRATION BUILDING OF THE CAPE COD FAIRGROUNDS
1220 Nathan Ellis Hwy, (Rt. 151) East Falmouth MA 02536 (White fences on North side of Hwy.)

From Our President, Tina Balog- Thank you! Tom for creating the auction list with photos. Brian for auctioning plants, creating a PowerPoint presentation of plants to be auctioned, and ordering budded plants for auctioning. Kelly for helping put out food and cleaning everything. Nimituck for manning and explaining all questions regarding the auction and show volunteer signup. Adrienne for working the auction tally and bringing the BEST mint chocolates! Dayle for working the auction tally and handling all the funds. Most important thanks to all of you who brought a wonderful selection of great foods and to those who also purchased items at the CAIOS Auction of 2018!

January 13, 2019 CAIOS Meeting: – Pre-registration of individual member plants. Are you confused about the plant registration process? Bring your plant, or a picture and tag, and we will help you identify the proper category for show registration. We will also be demonstrating how to groom your plants and methods for creating large container displays not only for the show but can also be used in your home to display your blooming orchids. In addition, we will also show you the best methods for transporting your orchids in cold weather.

Raffle and Member Show Table: Members are encouraged to bring any plant they wish to show and have the best available expert discuss them with audience participation, all questions answered. As an incentive, each show plant will receive a Raffle ticket for orchid plants. Another raffle will be for purchased tickets only. The Society always appreciates healthy donated plants for raffles.

Refreshments for January Meeting: Members A-M please provide a plate, or bowl of munchies to share. Beverages will be provided.

SHOW TIME IS COMING UP RAPIDLY!!!

Our annual orchid show, “*Victorian Beauty*” will be held January 26 and 27 from 9am-5pm at The Resort and Conference Center, West End, Hyannis. POSTCARDS and POSTERS are available for you to distribute to family, friends, and local businesses. This is a large portion of our advertising and is easy for anyone to do.

Pre-register your plants for our show– see our website for all the forms and instructions. DEADLINE for Pre-registration is Sunday, January 20, 2019 at 6:00 p.m. sharp!!

The importance of pre-registering your orchids can not be stressed enough. Even if you are not sure if your plant will have blooms at show time, pre-register it. It is much easier to delete a plant at the last minute than to add one.

ATTENTION: CAIOS Members who have their own Exhibit at the show – Please send me an e-mail to either OakH35@yahoo.com or webmaster@caios.org to let me know you have your own separate exhibit (and if you have your “Exhibitor Number” providing that too would be helpful). Once the show is over I am sent a list of winners for CAIOS. Unfortunately, I normally only receive a listing from the “CAIOS” Exhibit which has caused a problem because I have missed listing members, with their own exhibit, who have also won awards in the past. I want to make sure I do not miss anyone this year.

Dinner Among the Orchids Do consider joining us for a scrumptious dinner on Friday evening, 6:00 p.m. January 25 to kick off Show weekend and celebrate award winners. This chef never fails to please –and the cost is only \$45. This is a fun and elegant evening and a wonderful opportunity to view the displays and take pictures at leisure without the crowds. The vendors open for dinner attendees only on Friday evening as well. Please send your check, made to CAIOS, to Tina Balog 64 Carol Avenue East Falmouth MA 02536. Your reservation will be held at the door for your party. Details available on our website www.caios.org.

The Resort & Conference Center at Hyannis Room –Special Rate They are offering a group rate of \$87.00 plus tax per night, for single or double occupancy accommodations. Please note that MA occupancy tax (currently 11.7%) will be added. **In order to ensure the group rate all reservations must be called in by January 9, 2019** All individuals are responsible for making their own reservations **by calling the group reservations office at (866) 828-9111**. Individuals must state they are attending **Cape Cod Orchid Society Show**. All reservations must be secured by a deposit.

Orchids Questions – Answers – Helpful Hints

Reminder- If you are new to growing Catasetinae, Lycastes, Haberarias, Calanthes and some types of Dendrobiums this is their dormancy (rest period) and leaves may have yellowed and dropped. The plant has not died. This is part of the normal growing cycle for these plants. **Be careful of your watering habits during dormancy. Check your individual plant requirements.**

Members Corner:

Our website (www.caios.org) – Kelley’s Korner and the orchidPhile recently advised that they are offering “pre-show order specials”. You will find the details of any “specials” on our website www.caios.org under the “Spotlight Vendor” tab. I will post any additional “specials” offered by our show vendors on our website as soon as I receive them. I encourage you to check our website periodically for the most recent updates. I also highly recommend you “refresh” the page once you are on our website to ensure you are seeing the most recent updates.

CAIOS participates in 3 additional local shows in February and March. We are always looking for assistance and/or your blooming plants for these shows too. Please contact a Board member if you are interested in helping.

Note from your Editor: I would greatly appreciate any photos and information regarding our show (set-up, awards, plant pictures, display pictures) members can send to me. Circumstances continue to require me to be out of Massachusetts and I need to relay on the membership to provide information to me for our newsletter and website.

Upcoming Events:

January 10, 2019. 8:30 p.m. – 9:30 p.m. **AOS Webinar *Cattleya Species Culture***. Master cattleya grower, Bill Rogerson, as he explains his sure fire method for understanding how to grow cattleyas to perfection. Advanced Registration (space is limited) required. The webinar is available to AOS members and non-members. Please see the website for additional information and registration. www.aos.org.

January 13, 2019 CAIOS Meeting: CAIOS Workshops and Plant Registration 12:30 p.m. Pre-Registration of individual members plants - Are you confused about the plant registration process? Bring your plant, or a picture and tag, and we will help you identify the proper category for show registration. We will also be demonstrating methods for creating large container displays not only for the show but can be used in your home to display your blooming orchids. Learn how to groom your orchids for display. We will also show you the best methods for transporting your orchids in cold weather.

January 26 & 27, 2019 CAIOS Annual Show & Sale *Victorian Beauty*

February 8-10, 2019: New Hampshire Orchid Society's Annual Orchid Show and Sale, Courtyard Marriott Nashua, off Everett Turnpike Exit 8. Friday -1p.m. to 7 p.m.; Saturday, - 9 a.m. to 5 p.m. and; Sunday – 9 a.m. to 4 p.m. Please see their website for additional information www.nhorchids.org. CAIOS will have a display at this show and will be looking forward to you providing your blooming orchids. If you are interested in helping please let a Board member know.

February 23-24, 2019: Amherst Orchid Society's Annual Orchid Show and Sale, Smith Vocational and Agricultural High School, 80 Locust Street, Northampton, MA; Saturday, - 9 a.m. to 5 p.m. and; Sunday – 10 a.m. to 4 p.m. Please see their website for additional information www.amherstorchidsociety.org. CAIOS will have a display at this show and will be looking forward to you providing your blooming orchids. If you are interested in helping please let a Board member know.

March 16-17, 2019 Nutmeg Orchid Society Show and Sale, The West Hartford Meeting and Conference Center, 50 South Main Street, West Hartford, CT Saturday 12 noon – 5 p.m., Sunday 10 a.m. – 4 p.m. Additional information please see www.nutmegorchids.org. If you are interested in helping and have plants please let Tina know 508-540-5006

March 20-24, 2019 AOS Spring Members Meeting will be held at the Hilton Mission Valley and in conjunction with the San Diego County Orchid Society show in San Diego, California.

April 5-7, 2019 SEPOS Show and Sale, Greater Philadelphia Expo Center at Oaks, Hall “E” Friday 12 noon to 6 p.m.; Saturday 9 a.m. to 6 p.m.; Sunday 9 a.m. to 5 p.m. Regular admission \$12, pre-purchase online \$9.00. Additional information available on their website www.sepos.org.

I encourage you to periodically check our website, event calendar and/or follow us on Facebook for updated information. Our show table is a testament to the wonderful growers CAIOS has. We would love for you to share your growing secrets, and/or your summer blooming orchids with the other members! If you would like to submit your photos, an article or a helpful hint for publication in our newsletter and/ or our website, please send your information to Lynn at OakH35@yahoo.com or webmaster@caios.org. Thank you.

American Orchid Society Webinars: (some require AOS membership)

January 29, 2019. 8:30 p.m. – 9:30 p.m. **AOS Webinar Greenhouse Chat.** Presenter Ron McHatton, American Orchid Society Director of Education, and accredited AOS judge, presents a Q&A session on how to grow and care for your orchids. Advanced Registration (space is limited) required. The webinar is open to AOS members and non-members. Please see the website for additional information and registration. www.aos.org



Do you have a good plant? **Orchid Society Judging:** Judging takes place at the **Tower Hill Botanic Gardens of Worcester**, 11 French Dr., Classroom C, Boylston, MA on the first Saturday of the month. Meeting will take place beginning at 10:30 AM with announcements, then an educational program beginning around 11 AM. Plants for judging, as always, should be delivered by noon; judging will start no later than 1 PM. Free, just say “Orchid Judging” at gate. Take I-495 N to Church St in Northborough. Take exit 24 from I-290 W, Church St Go Rt 3.5 mi. Central St, nearly to end, Sign on Right,. Approx.90 min. from Cape Cod Canal.

Announcements: **Please check the caios.org website for last minute CAIOS news.** Unexpected meeting cancellation or location change will be posted if necessary. A monthly listing of events and meetings can now be found on our website in addition to culture sheets; last minute orchid sales and helpful hints to assist your growing. We also post information on our Facebook page, stop by and “like” us and become our “friend”, then post pictures of your amazing plants!

January 26 & 27, 2019 CAIOS Annual Show & Sale *Victorian Beauty*



MARK YOUR CALENDAR FOR OUR SHOW DATES!

How can you volunteer to help with our show?

Advertising: Are you interested in helping with the publicity for the show? Publicity plays a very important part in the success of our annual show. We need volunteers to assist us. Please contact a Board member or Tina to discuss where you may help.

Social Media – This is a great advertising tool. Consider posting information about our show (before and during) on Facebook, Twitter, and Instagram.

“Signup to help” rosters will be at meetings now until the show. Signup and help CAIOS run a great event!!

Hospitality Room: We are looking for assistance in supplying the hospitality room with great homemade treats for Wednesday, Thursday, Saturday & Sunday. We will have crock pots available to heat items and coolers to keep perishable items cold. The fantastic homemade food and great hospitality is what makes this show so special for the vendors and exhibitors.

Show Set-up: Are you available to assistance, even for a small period of time, to help?

Wednesday Jan. 23th is Construction day-lights and props, big items are moved to the site and set up.

Thursday Jan. 24st is Display Creation day- all plants are groomed, tagged, entered for Judging and placed into various displays.

Clerks: Friday Jan. 25th is Judging Day- both Ribbon and AOS Judging will take place. Sign up to clerk in the morning. A fantastic lunch will be provided to anyone who participates as a clerk. If you have never clerked don't worry, you will learn what criteria “makes a great flower/plant”.

Show Admission-Raffle-Membership:

Saturday Jan 26th Open to the Public 9a.m. – 5p.m. and/or Sunday Jan 27th Open to the Public 9a.m. – 5p.m. Need helpers for the Admission Table, Instant Raffle & Membership Table. Most jobs are 2-3 hour shifts. Spend the day with us – go to some of the Talks and Workshops before or after your shift. Sign up now while you have your choice of time.

Breakdown: Sunday Jan 27th at 5:00 p.m. to remove plants and tear down lighting and equipment .Tina really needs help with the END game – of cleaning out the venue. Everything must go somewhere on Sunday evening and not everything goes to the lock-up. Tina has been frustrated more than once about being one of two or three people left at the very end. Hoping desperately that they can fit all of the stuff into the available vehicles so they don't have to make a 2nd trip back at 9:00 p.m. or 10:00 on Sunday night. Please Sign up and stay to the end for Your Show Chair's sake!

THURSDAY - JANUARY 24, 2019

8 A.M.-9 P.M. Exhibit set up and Plant registration
6:00 P.M. Plant registration deadline

FRIDAY - JANUARY 25, 2019

8:30 A.M. Clerk orientation, judging team formation
9:00 A.M. Deadline for exhibit set up
9:00 A.M.- 6:00 P.M. Vendor set-up in sales area

9:30 A.M.- 4:00 P.M. Ribbon judging followed by AOS judging
6:00 P.M. Preview party begins
7:00 P.M. - 8:30 P.M. Dinner; Awards
After dinner Sales area open

SATURDAY – JANUARY 26, 2019

8:00 A.M. Exhibit areas open for grooming
8:00 A.M. - 9:00 A.M. Show and Sales areas open to members and press for photos & viewing
9:00 A.M. - 5:00 P.M. Show and Sales area open to public

SUNDAY - JANUARY 27, 2019

8:00 A.M. Exhibit areas open for grooming
8:00 A.M. - 9:00 A.M. Show and Sales areas open to members and press for photos & viewing
9:00 A.M. - 5:00 P.M. Show and Sales area open to public
5:00 P.M. - 9:00 P.M. Breakdown and cleanup

Dinner Among the Orchids

Friday, January 25th, 2019 at 6:00 p.m.

Public Welcomed

Deadline for Reservations, Monday -January 21, 2019

Corn Chowder with Smoked Scallops
Bibb Lettuce with Cranberry Stilton and Roasted Pistachios
Roasted Chicken with sauce of Cider Lavender Honey and Mint
Roasted Pork Belly with Plum Wine Pink Peppercorn and pickled Chili sauce
Poached Haddock with Saffron Stewed Leeks and Red Pepper Harissa
Asparagus with Baby Onions
Fava Beans and Swiss Chard
Dessert Fruit Tarts
Coffee, Tea and Water
A No Host Bar will be set up onsite for your convenience by 6:00 p.m.
Dinner is to begin at 7:00 P.M.

To make reservations please remit a check payable to CAIOS to: Tina Balog, 64 Carol Avenue, East Falmouth MA 02536

Dinner Questions? Phone (508) 540-5006

Deadline for Reservations, Monday -January 21, 2019

No. of people _____ Total @ \$45 each _____

Your Name _____

Your Address _____

Phone# _____

Email _____

Your reservation will be held at the door for your party

Reminder: January is Membership Renewal time!

Annual Membership: New and Renewal

Membership dues annually starting in January 2019 - \$20.00
Each additional member at same address is only \$10.00 more.
Forms are also available at meetings
Please mail this form along with a check payable to CAIOS to:
Christine Hight
46 Springline Drive
Wellfleet, MA 02667
(Or -- return to any CAIOS Officer at meetings)

Name(s): _____

Mailing Address: _____

Telephone*: _____ Cellphone*: _____

Email**: _____

(*Use for Newsletter and any correspondence, late breaking news, faster, saves CAIOS postage and color will look better)

Newsletter preference: (Please check one) Email: _____ Snail Mail: _____

Please include my information in the Membership Directory Yes _____ No _____ (Please note you will automatically be included UNLESS you opt-out by indicating "No").

*Optional

February Newsletter – Show results, Care of Encycilia adenocaula and Brassia Orange Delight

Please e-mail webmaster@caios.org with any additions or corrections.

CAIOS BOARD 2018-2019 www.caios.org

Prez. Tina Balog 508-540-5006
CO-Vice Presidents+
Marsha Frederick 508 694-6279 busywomance@comcast.net
Brian Leib Brian.Leib@gmail.com
Secretary Lee Drescher 508-548-0155 mrstreas@comcast.net
Publicity Are you interested?
Director I Michele Wolf michelemjw@comcast.net
Director II Tom Gregg
Show Chair Tina Balog 508 540-5006 tina@plaid.whoie.edu

Newsletter Lynn Schaeffer OakH35@yahoo.com
Corresp & AOS Rep. Tom Gregg, 26 Pond Rd. Falmouth, MA 02540
Treasurer Dayle Carroll-Teal dayle54@aol.com
Webmaster Lynn Schaeffer webmaster@caios.org
Membership Christine Hight christine.hight01@gmail.com
Monthly Program Chair Are you interested

Motto: Orchids grow **Wild** where CAIOS reigns



The Cape and Islands Orchid Society
Affiliated with the American Orchid Society & Orchid Digest Corp.

February 2019 Newsletter

Sunday February 10, 2019 – 12:30 p.m.

Welcome New Members

**How Not to Kill Your 1st Orchid
Plus**

Growing Orchids in a Terrarium

February 10, 2019 CAIOS Meeting: –Welcome New Members ♥ How Not to Kill Your 1st Orchid You just purchased your first orchid or you decided to try growing something new. Are you now wondering how to care for your new plant? Bring a picture and/ or tag, and we will identify your orchid and tell you what you need to do. **Growing Orchids in a Terrarium**♥ Have always wanted to know how to grow orchids in a terrarium? You will learn which orchids enjoy life in a terrarium. AOS webinar with presenter Daniel Geiger, Ph.D. Curator of Malacology at the Santa Barbara Museum of Natural History, California as he presents a fascinating talk on raising orchids in confined spaces, terrariums and aquariums.

Raffle and Member Show Table: Members are encouraged to bring any plant they wish to show and have the best available expert discuss them with audience participation, all questions answered. As an incentive, each show plant will receive a Raffle ticket for orchid plants. Another raffle will be for purchased tickets only. The Society always appreciates healthy donated plants for raffles.

Refreshments for January Meeting: **Members N-Z** please provide a plate, or bowl of munchies to share. Beverages will be provided.

CONGRATULATIONS!!!

Victorian Beauty CAIOS 2019



Richard Phillips

3rd Rhyncholaelia glauca

Brassavola/ Rhyncholaelia Species & Hybrid

2nd Laelia anceps – white

Laelia Species & Hybrids

1st Angraecum veitchii

Fewore Family Award Best Vanda

Ele Phillips

2nd Dendrobium alexandrae

Dendrobium Species

John Miller

1st Oda Golden Rialto x Holiday Gold

Onc/Odm Hybrids

Well Done Troops!



The above is just a very small sampling of member's plants at our show. More photos from our show are posted on our website. If you have a picture of your plant or another member's plant Please forward to either webmaster@caios.org or OakH35@yahoo.com.

Orchids Questions – Answers – Helpful Hints

Brassada Orange Delight -Brassada (Brsa.) is a bigeneric cross between Brassia and Ada. The orange color in 'Orange Delight' comes from the Ada qurantiaca parent while the spider like flowers shape come from the Brassia parent. The plant is similar in requirements to Odontoglossum. Plants flower with up to 25 flowers on a spike. It flowers sequentially along the spike. Individual flowers only last for up to two weeks but the spike can flower for up to 8 weeks and can flower more than once per year and are considered easy to grow.

Temperature: Night- 53-57 and Daytime 75-80 but will also tolerate higher temperatures. They will not tolerate frosts.

Light: Brassada prefers low to medium light conditions (1000-2000fc). Leaves will show black spots if they receive too much light. Keep more shaded in summer with more light in winter.

Humidity and air movement: Plants prefer high humidity preferably 50% or higher. You can use the pot-in-pot technique to increase humidity.

Water: Water the plants when the potting medium dries, but do not allow plants to dry out completely. After flowering, allow the plants to slightly dry out for about 4 weeks and increase watering once new growth commences. If new pseudobulbs shrivel this is sign they require more water. Use distilled water for best results and water in the morning as they do not like their leaves wet at night.

Potting medium: Use a medium grade bark and perlite mixture. Repot plants after flowering.

Fertilizers: They require frequent application of quarter to half strength fertilizer during their growing season. A high phosphorus and potassium fertilizer is recommended in early spring or once flower spikes appear. Leach pots periodically to remove excess salts.

Reminder- If you are new to growing Catasetinae, Lycastes, Haberarias, Calanthes and some types of Dendrobiums this is their dormancy (rest period) and leaves may have yellowed and dropped. The plant has not died. This is part of the normal growing cycle for these plants. **Be careful of your watering habits during dormancy. Check your individual plant requirements.**

Members Corner:

CAIOS participates in 3 additional local shows in February and March. We are always looking for assistance and/or your blooming plants for these shows too. Please contact a Board member if you are interested in helping.

Note from your Editor: Thank you I greatly appreciated the photos and information regarding our show (set-up, awards, plant pictures, display pictures) members can send to me. If you attend any of the upcoming shows please forward any pictures and/or award information so it may be shared with our membership and posted on our website.

Upcoming Events:

February 8-10, 2019: New Hampshire Orchid Society's Annual Orchid Show and Sale, Courtyard Marriott Nashua, off Everett Turnpike Exit 8. Friday -1p.m. to 7 p.m.; Saturday, - 9 a.m. to 5 p.m. and; Sunday – 9 a.m. to 4 p.m. Please see their website for additional information www.nhorchids.org. CAIOS will have a display at this show and will be looking forward to you providing your blooming orchids. If you are interested in helping please let a Board member know.

February 10, 2019 CAIOS Meeting: Welcome New Members - Growing Orchids in a Terrarium plus How Not to Kill Your 1st Orchid. 12:30 p.m.

February 23-24, 2019: Amherst Orchid Society's Annual Orchid Show and Sale, Smith Vocational and Agricultural High School, 80 Locust Street, Northampton, MA; Saturday, - 9 a.m. to 5 p.m. and; Sunday – 10 a.m. to 4 p.m. Please see their website for additional information www.amherstorchidsociety.org. CAIOS will have a display at this show and will be looking forward to you providing your blooming orchids. If you are interested in helping please let a Board member know.

March 16-17, 2019 Nutmeg Orchid Society Show and Sale, The West Hartford Meeting and Conference Center, 50 South Main Street, West Hartford, CT Saturday 12 noon – 5 p.m., Sunday 10 a.m. – 4 p.m. Additional information please see www.nutmegorchids.org. If you are interested in helping and have plants please let Tina know 508-540-5006

March 20-24, 2019 AOS Spring Members Meeting will be held at the Hilton Mission Valley and in conjunction with the San Diego County Orchid Society show in San Diego. AOS has reserved a block of rooms at a special conference rate of \$139 per night (does not include applicable state and local taxes). This special room rate will only be available until February 28th (or until our block is filled) so book early to ensure you receive the rate. Reserve via Hilton Mission Valley - AOS Reservation Link or call +1-619-543-9000 and reference the American Orchid Society 2019 Spring Members Meeting to get the group rate. More information at American Orchid Society Event Registration at www.aos.org.

April 5-7, 2019 SEPOS Show and Sale, Greater Philadelphia Expo Center at Oaks, Hall “E” Friday 12 noon to 6 p.m.; Saturday 9 a.m. to 6 p.m.; Sunday 9 a.m. to 5 p.m. Regular admission \$12, pre-purchase online \$9.00. Additional information available on their website www.sepos.org.

I encourage you to periodically check our website, event calendar and/or follow us on Facebook for updated information. Our show table is a testament to the wonderful growers CAIOS has. We would love for you to share your growing secrets, and/or your summer blooming orchids with the other members! If you would like to submit your photos, an article or a helpful hint for publication in our newsletter and/ or our website, please send your information to Lynn at OakH35@yahoo.com or webmaster@caios.org. Thank you.

American Orchid Society Webinars: (some require AOS membership)

February 26, 2019. 8:30 p.m. – 9:30 p.m. **AOS Webinar Greenhouse Chat.** Presenter Ron McHatton, American Orchid Society Director of Education, and accredited AOS judge, presents a Q&A session on how to grow and care for your orchids. Advanced Registration (space is limited) required. The webinar is open to AOS members and non-members. Please see the website for additional information and registration. www.aos.org



Do you have a good plant? Orchid Society Judging: Judging takes place at the **Tower Hill Botanic Gardens of Worcester**, 11 French Dr., Classroom C, Boylston, MA on the first Saturday of the month. Meeting will take place beginning at 10:30 AM with announcements, then an educational program beginning around 11 AM. Plants for judging, as always, should be delivered by noon; judging will start no later than 1 PM. Free, just say “Orchid Judging” at gate. Take I-495 N to Church St in Northborough. Take exit 24 from I-290 W, Church St Go Rt 3.5 mi. Central St, nearly to end, Sign on Right,. Approx.90 min. from Cape Cod Canal.

Announcements: **Please check the caios.org website for last minute CAIOS news.** Unexpected meeting cancellation or location change will be posted if necessary. A monthly listing of events and meetings can now be found on our website in addition to culture sheets; last minute orchid sales and helpful hints to assist your growing. We also post information on our Facebook page, stop by and “like” us and become our “friend”, then post pictures of your amazing plants!

Reminder: January was Membership Renewal time! Renew now!

Annual Membership: New and Renewal

Membership dues annually starting in January 2019 - \$20.00
Each additional member at same address is only \$10.00 more.
Forms are also available at meetings
Please mail this form along with a check payable to CAIOS to:
Christine Hight
46 Springline Drive
Wellfleet, MA 02667
(Or -- return to any CAIOS Officer at meetings)

Name(s): _____

Mailing Address: _____

Telephone*: _____ Cellphone*: _____

Email**: _____

(*Use for Newsletter and any correspondence, late breaking news, faster, saves CAIOS postage and color will look better)

Newsletter preference: (Please check one) Email: _____ Snail Mail: _____

Please include my information in the Membership Directory Yes _____ No _____ (Please note you will automatically be included UNLESS you opt-out by indicating "No").

*Optional

March Newsletter – NH Show results - Care of Encyclia adenocaula

Please e-mail webmaster@caios.org with any additions or corrections.

CAIOS BOARD 2018-2019 www.caios.org

Prez. Tina Balog 508-540-5006
CO-Vice Presidents+
Marsha Frederick 508 694-6279 busywomance@comcast.net
Brian Leib Brian.Leib@gmail.com
Secretary Lee Drescher 508-548-0155 mrstreas@comcast.net
Publicity Are you interested?
Director I Michele Wolf michelemjw@comcast.net
Director II Tom Gregg 508-540-2054 vandtgreeg@comcast.net
Show Chair Tina Balog 508 540-5006 tina@plaid.whoj.edu

Newsletter Lynn Schaeffer OakH35@yahoo.com
Corresp & AOS Rep. Tom Gregg 508-540-2054 vandtgreeg@comcast.net
Treasurer Dayle Carroll-Teal dayle54@aol.com
Webmaster Lynn Schaeffer webmaster@caios.org
Membership Christine Hight christine.hight01@gmail.com
Monthly Program Chair Are you interested

Motto: Orchids grow *Wild* where CAIOS reigns





The Cape and Islands Orchid Society
Affiliated with the American Orchid Society & Orchid Digest Corp.

March 2019 Newsletter

Sunday March 10, 2019 – 12:30 p.m.

Orchid Propagation

Deflasking

Plus

Virus Testing

THE ADMINISTRATION BUILDING OF THE CAPE COD FAIRGROUNDS

1220 Nathan Ellis Hwy, (Rt. 151) East Falmouth MA 02536 (White fences on North side of Hwy.)

March 10, 2019 CAIOS Meeting: – Join the Cape and Islands Orchid Society to hear orchid icon Brandt Moran speak on orchid propagation. Brandt has been a fixture in the New England orchid scene for decades and is extremely knowledgeable and entertaining. His talk will focus on dividing plants and starting new plants from back bulbs but will also delve into virus testing and deflasking. This is a meeting you will not want to miss!

Raffle and Member Show Table: Members are encouraged to bring any plant they wish to show and have the best available expert discuss them with audience participation, all questions answered. As an incentive, each show plant will receive a Raffle ticket for orchid plants. Another raffle will be for purchased tickets only. The Society always appreciates healthy donated plants for raffles.

Refreshments for March Meeting: **Members A-M** please provide a plate, or bowl of munchies to share. Beverages will be provided.

CONGRATULATIONS!!!

**CAIOS was awarded 3rd Place for our Exhibit
CAIOS at New Hampshire Orchid Society Show 2019**



Thanks you Kelley G and



Michele Wolf for the photos

CAIOS Awards at the New Hampshire Orchid Society Show 2019

Tina

- 1st Paphiopedilum (Lunacy's Oh Gee x Cascades 'Brian Hill')
- 2nd Paphiopedilum Petula's Charm
- 3rd Paphiopedilum Odetta's Wish

Tom Gregg

- 1st Rossioglossum Rawdon Jester
Odm Jungle Monarch 'Pacific Pride'
Lc Orlades Grand 'You Chang Beauty'
- 2nd Cym Enzan Forest (Kusuda Shining × Yamba)
Odcdm St. Anthony of Egypt 'Huina Road'
Odcdm Cherry Fudge
Oda. Picasso 'Rubis'
- 3rd Blc Time-Life X Bc Lisa Irene

No pictures or show results from the Amherst Orchid Society Show. If you have a picture of your plant or another member's plant, or the CAIOS exhibit at Amherst please forward to either webmaster@caios.org or OakH35@yahoo.com and I will publish in the next newsletter and post on our website.

The next show we are participating in is Nutmeg Orchid Society, March 16-17th, 2019. Would you like to help and/or have a plant(s) for the show? Contact Tina.

Orchids Questions – Answers – Helpful Hints

Home Remedies – as published in December 2018 Orchids Magazine (Additional home remedies can be found on our website)

♦♦Aspirin (just ¼ of one 325 mg tablet per gallon of water) helps protect plants from fungal and viral pathogens when used as a spray. More is NOT better. Do not exceed this amount.

♦♦Homemade insecticide: Mix in 1 gallon jug: 1 pint rubbing alcohol; 1 pint 409 spray cleaner; and 3 quarts of water. Apply as spray

♦♦Isopropyl (rubbing) alcohol can be put into empty spray bottle and used to treat scale, mealybugs, thrips, aphids, red spider mites, and perhaps other pests. It works only while wet and must contact insect.

A member asked about Mega Thrive. I recently saw this posting by Ray Barkalow which I thought might be helpful. Should other members have additional information or opinions on the use of Mega Thrive please forward to me so I may post in an upcoming newsletter.

Mega Thrive by Ray Barkalow (with permission)
Semi-Hydroponic Orchid Growing

"I was recently asked about the utility of using the product "Mega Thrive" on orchids. Having never used the stuff, I did some digging, and this is what I have concluded:

Mega Thrive is what I would call a "specialty fertilizer" with a 3-0-3 formula, containing nitrogen (2.99% urea, 0.01% ammoniacal), potassium, boron and molybdenum, and is intended for foliar application. Its stated goal is, through the application of boron and molybdenum, to facilitate the circulation of auxins and cytokinins within the plant, which is basically what controls all growth processes. This is actually not new technology, as the use of such supplements has been employed in commercial nurseries for decades. Most often, such supplements are necessary only when the nursery, in an effort to be as economical as possible, has a routine feeding regimen that employs urea only, so must periodically

supplement that with additives. Hobby orchid growers tend to use fertilizers that are fairly complete, precluding the use of those additives. Nonetheless, let's look into the Mega Thrive claims and assess their veracity:

Urea is the preferred form of nitrogen for foliar uptake, while nitrate and ammonia-based nitrogen is preferred for root uptake, so the product's use of urea seems appropriate for a foliar product. Likewise, both boron and molybdenum play important roles in the circulation of auxins and cytokinins and are essential to plant health. So, on face value those claims seem quite plausible, but let's look a little closer.

As far as foliar feeding is concerned, we must not forget that many orchids have thick, waxy, cuticle layers on the leaves, intended for water conservation. Those layers slow-, if not altogether prevent contact of solutions with the cells that would allow such uptake, rendering foliar application to be less effective than it might be with other plants.

As stated right on the Mega Thrive label, if over-applied, boron can be toxic to plants, and that plants treated with molybdenum may be toxic to animals eating them. Something to be aware of if you have "nibbly" pets.

It seems to me that if you are already using a complete fertilizer formula, such as K-Lite, MSU, Jack's Classic or the like, you are already providing plenty of those nutrients, making it potentially risky to supplement them further. Plus, if you're using KelpMax Superior Plant Growth Stimulant as recommended, you're already facilitating the accelerated flow of auxins and cytokinins in the plant - without the added risk of toxic metals - and it can safely be used on all plants.

We can also look at it from an economic standpoint:

Mega Thrive retails for \$25 per quart plus \$9.49 shipping (Amazon - best price I've found), so that's \$1.08 per ounce. The recommended application is 3 ounces per gallon every two weeks, so the annual cost comes to about \$84 per applied gallon per year. KelpMax is \$36 per liter, including shipping, so that's about the same unit price at \$1.07 per ounce, but the recommended application is 1 tablespoon (1/2 ounce) per gallon per month, making the comparative cost about \$6.50 per applied gallon per year."

Encyclia adenocaula –is a species found in Mexico in open forests of dry oak and pine at an elevation of 3,000-6,600 feet. It has 4 inch highly fragrant flowers which smell something like crushed purple grapes.

Temperature: Night- 50-55 and Daytime 75-80 but will also tolerate higher temperatures. Evening temperatures 10 to 15 degrees lower than daytime helps blooming. They will not tolerate frosts.

Light: Prefers bright light conditions (3,000-4,500fc).

Humidity and air movement: Plants prefer high humidity, preferably 75% or higher. The brighter the light, the stronger the air movement and higher humidity should be to avoid overheating the foliage. You can use the pot-in-pot technique to increase humidity.

Water: In nature the exposed roots, daytime temperatures and strong breezes ensure the drying of the roots, so be sure your plant has good ventilation. The rains taper off in mid to late autumn and by the beginning of winter, the only moisture Encyclias receive is from dew. So your watering should be limited to occasional misting. From mid-winter to mid-spring, the air is dry and dew will form only on rare occasions. This is the dry rest period. During the rest period water and fertilizer should be withheld for up to 3 months at a time with a mature healthy plant. Mid-spring is the rainy season and regular heavy water should begin. Let plant dry between waterings. Failure to allow roots to dry between watering will cause root rot, decay and lead to loss of plant.

Potting medium: Mount on cork, bark or tree fern if you have good humidity and water enough; or grown in slatted plastic or wood baskets. May also be grown in plastic or clay pots as long as drainage is good and the media does not hold too much water.

Fertilizers: Mid-spring quarter to half strength fertilizer during their growing season. Switch to high phosphorus and fertilizer mid-to late summer to encourage flowering. Fertilizer application should be stopped through autumn and winter.





Brassavola Rediculous is an orchid hybrid. It is a cross of *B. nodosa* x *B. grandiflora*. It is considered a "primary hybrid" because it is a cross between two species.

Temperature: warm temperatures 75-80°F during the day, and there should be a 10-15°F drop at night. (keep above 55 in Winter, below 95 in Summer)

Light: High light year round (3,000-4,500fc)

Humidity and air movement: as little as 40% humidity, but will be happier at 50-70% humidity. Humidity is especially important if they are grown mounted.

Water: Generous amount of water in growing season and reduce water in winter. After new growths are complete, decrease water and humidity somewhat but do not allow leaves to shrivel.

Potting medium: Use a very well-drained potting mix, such as coarse fir bark. They are often mounted on slabs of bark to achieve the same result; this works well as they get more air to the roots as well, but they'll need daily watering.

Fertilizers: 20-20-20 year round every 2 weeks during active growth; once a month during rest period. Do not let fertilizer salts accumulate; flush with clear water once a month.

Members Corner:

Note from your Editor: Thank you! I greatly appreciated the photos and information members sent to me. Please continue to forward any pictures and/or award information so it may be shared with our membership and posted on our website. I also received pictures of February's Show Table which are now posted on our website.

Do you have something to sell or trade of interest to other members? Let me know and I will add it to the next newsletter.

The picture on the right was recently submitted by one of our members. It appears, looking at the photo, to be Black Rot (*Pythium* & *Phytophthora*). Cattleyas may show a creamy yellow discoloration on one or both sides of the pseudobulbs. The discoloration eventually turns black or brown, softens and the bulb rots. Space is limited in the newsletter. However, please see our website www.caio.org for additional information on Black Rot and other orchid pests and diseases.

If you disagree and believe it is something other than Black Rot. Please let me know so I may do a follow-up in the next newsletter.



Upcoming Events:

March 16-17, 2019 Nutmeg Orchid Society Show and Sale, The West Hartford Meeting and Conference Center, 50 South Main Street, West Hartford, CT Saturday 12 noon – 5 p.m., Sunday 10 a.m. – 4 p.m. Additional information please see www.nutmegorchids.org. If you are interested in helping and have plants please let Tina know 508-540-5006

March 20-24, 2019 AOS Spring Members Meeting will be held at the Hilton Mission Valley and in conjunction with the San Diego County Orchid Society show in San Diego. AOS has reserved a block of rooms at a special conference rate of \$139 per night (does not include applicable state and local taxes). This special room rate will only be available until February 28th (or until our block is filled) so book early to ensure you receive the rate. Reserve via Hilton Mission Valley - AOS Reservation Link or call +1-619-543-9000 and reference the American Orchid Society 2019 Spring Members Meeting to get the group rate. More information at American Orchid Society Event Registration at www.aos.org.

March 30-31, 2019 Connecticut Orchid Society Show and Sale ‘Spring into Orchids, Bristol Senior Center, 240 Stafford Ave., Bristol, CT Saturday 10 a.m.– 5 p.m., Sunday 10 a.m. – 4 p.m. Additional information please see www.ctorchids.org.

April 5-7, 2019 SEPOS Show and Sale, Greater Philadelphia Expo Center at Oaks, Hall “E” Friday 12 noon to 6 p.m.; Saturday 9 a.m. to 6 p.m.; Sunday 9 a.m. to 5 p.m. Regular admission \$12, pre-purchase online \$9.00. Additional information available on their website www.sepos.org.

April 14, 2019 CAIOS Meeting: Program TBA

October 13, 2019 CAIOS Meeting: Kim Feddersen of Fair Orchids will be our guest speaker. Topic to be announced at a later date

I encourage you to periodically check our website, event calendar and/or follow us on Facebook for updated information. Our show table is a testament to the wonderful growers CAIOS has. We would love for you to share your growing secrets, and/or your summer blooming orchids with the other members! If you would like to submit your photos, an article or a helpful hint for publication in our newsletter and/ or our website, please send your information to Lynn at OakH35@yahoo.com or webmaster@caios.org. Thank you.

American Orchid Society Webinars: (some require AOS membership)

February 26, 2019. 8:30 p.m. – 9:30 p.m. **AOS Webinar Greenhouse Chat.** Presenter Ron McHatton, American Orchid Society Director of Education, and accredited AOS judge, presents a Q&A session on how to grow and care for your orchids. Advanced Registration (space is limited) required. The webinar is open to AOS members and non-members. Please see the website for additional information and registration. www.aos.org



March 12, 2019. 8:30 p.m. – 9:30 p.m. **AOS Webinar Choosing the Best Plant** How do you buy the best plant for your collection? Join Lois Cinert, AOS Judge, to learn how to recognize a good orchid Advanced Registration (space is limited) required. The webinar is open to AOS members and non-members. Please see the website for additional information and registration. www.aos.org

March 26, 2019. 8:30 p.m. – 9:30 p.m. **AOS Webinar Greenhouse Chat.** Presenter Ron McHatton, American Orchid Society Director of Education, and accredited AOS judge, presents a Q&A session on how to grow and care for your orchids. Advanced Registration (space is limited) required. The webinar is open to AOS members and non-members. Please see the website for additional information and registration. www.aos.org

Do you have a good plant? **Orchid Society Judging:** Judging takes place at the **Tower Hill Botanic Gardens of Worcester**, 11 French Dr., Classroom C, Boylston, MA on the first Saturday of the month. Meeting will take place beginning at 10:30 AM with announcements, then an educational program beginning around 11 AM. Plants for judging, as always, should be delivered by noon; judging will start no later than 1 PM. Free, just say “Orchid Judging” at gate. Take I-495 N to Church St in Northborough. Take exit 24 from I-290 W, Church St Go Rt 3.5 mi. Central St, nearly to end, Sign on Right,. Approx.90 min. from Cape Cod Canal.

Announcements: **Please check the caios.org website for last minute CAIOS news.** Unexpected meeting cancellation or location change will be posted if necessary. A monthly listing of events and meetings can now be found on our website in addition to culture sheets; last minute orchid sales and helpful hints to assist your growing. We also post information on our Facebook page, stop by and “like” us and become our “friend”, then post pictures of your amazing plants!

Reminder: January was Membership Renewal time! Renew now!

Annual Membership: New and Renewal

Membership dues annually starting in January 2019 - \$20.00
Each additional member at same address is only \$10.00 more.
Forms are also available at meetings
Please mail this form along with a check payable to CAIOS to:
Christine Hight
46 Springline Drive
Wellfleet, MA 02667
(Or -- return to any CAIOS Officer at meetings)

Name(s): _____

Mailing Address: _____

Telephone*: _____ Cellphone*: _____

Email**: _____

(*Use for Newsletter and any correspondence, late breaking news, faster, saves CAIOS postage and color will look better)

Newsletter preference: (Please check one) Email: _____ Snail Mail: _____

Please include my information in the Membership Directory Yes _____ No _____ (Please note you will automatically be included UNLESS you opt-out by indicating "No").

*Optional

April Newsletter – Amherst Show results -

Please e-mail webmaster@caios.org with any additions or corrections.

CAIOS BOARD 2018-2019 www.caios.org

Prez. Tina Balog 508-540-5006
CO-Vice Presidents+
Marsha Frederick 508 694-6279 busywomance@comcast.net
Brian Leib Brian.Leib@gmail.com
Secretary Lee Drescher 508-548-0155 mrstreas@comcast.net
Publicity Are you interested?
Director I Michele Wolf michelemjw@comcast.net
Director II Tom Gregg 508-540-2054 vandtgreeg@comcast.net
Show Chair Tina Balog 508 540-5006 tina@plaid.whoj.edu

Newsletter Lynn Schaeffer OakH35@yahoo.com
Corresp & AOS Rep. Tom Gregg 508-540-2054 vandtgreeg@comcast.net
Treasurer Dayle Carroll-Teal dayle54@aol.com
Webmaster Lynn Schaeffer webmaster@caios.org
Membership Christine Hight christine.hight01@gmail.com
Monthly Program Chair Are you interested?

Motto: Orchids grow *Wild* where CAIOS reigns

**Would you like to see changes to the Newsletter? Something added or removed?
Any suggestions always welcomed.
webmaster@caios.org**



Sunday April 14, 2019 – 12:30 p.m.

Speaker – Joanna Eckstrom

What's My Orchid Telling Me Now?

Know how to recognize signs of good health (or stress) in your plant.

THE ADMINISTRATION BUILDING OF THE CAPE COD FAIRGROUNDS

1220 Nathan Ellis Hwy, (Rt. 151) East Falmouth MA 02536 (White fences on North side of Hwy.)

April 14, 2019 CAIOS Meeting: CAIOS welcomes back Joanna Eckstrom for this month's presentation "What's My Orchid Telling Me Now?" Are your plant roots healthy and happy or are they stressed from the cold feet they have because you have been using ice cubes to water them? What else can your plant roots, leaves or flowers tell you about the health of your plant? Come to this month's meeting and Joanna will teach you how to listen to your orchids. Please feel free to bring your specimen plants.

Thank you to Brandt Moran for his educational and entertaining presentation at last month's meeting. He provided members with a wealth of information which included stressing the importance of keeping everything clean while grooming, dividing and repotting your plants. A few of the things he mentioned included his recommendation to sterilize your clippers in TSP; heat razor blades until they are red hot and wear gloves. He also reminded members to NOT share plants that have a virus or you suspect has a virus. If you wish to test your plants for a viruses test strip may be purchased online from Agdia.com. They offer Orchid ImmunoStrip- a fast and reliable on-site diagnostic for Cymbidium mosaic virus & Odontoglossum ringspot virus, the two most prominent viruses found in orchid plants.

If you are looking for additional virus information AOS had the following webinar in 2017 which is available under their Recorded Webinars for AOS Members. . **Virus Testing and Identification.** Janet Lamborn of Agdia discusses the various types of viruses that can affect your orchids and how to test for them. Please see the website for additional information. www.aos.org.

May 12, 2019 CAIOS Meeting: CAIOS Annual Orchid Potting Workshop Plus Kelley's Korner Orchid Supplies (Special Offer below). Our Potting Workshop provides members the opportunity to learn how to care for your plants with proper repotting techniques. More experienced members will help other members learn the techniques necessary to repot your plants correctly and safely. Each member can pot and have potted a reasonable number of plants. You may also bring your stuff, even special pots to use. Take the opportunity now to check your plants and see what supplies you will need.

Expect to get your hands dirty and dress warmly as needed for this outdoor (under the tent) affair. Bring boxes to carry your plants home in; crumpled newspaper in box will reduce tip over and careful labeling will prevent LOStLabelsS (LOLAS) and lost value.

Repotting: You should only repot orchids when you NEED to repot orchids. Many orchids resent the root disturbance that comes with repotting, so it is not a good idea to repot needlessly. The following reasons are the only times you should consider repotting : 1)The potting mix has broken down; 2)Your plant has a health problem, so the roots need to be examined; 3)The plant was accidentally dropped and got damaged or unpotted in the process; 4)The plant has outgrown its pot. ("Outgrown" orchids like to be tight in their pots and thrive best when this is the case. In fact, Cattleya alliance plants actually bloom best when they are 1 or 2 growths off the edge of the pot, so repotting them sooner deprives you of a nice display of flowers.)

When to Repot You need to consider the growth habits and culture of your orchids. The optimal time to repot is after the plant has bloomed and is beginning a new growth cycle. The emergence of a new leaf, new roots, or a new pseudobulb are signs your plant is beginning its new growth cycle.

Early Spring – This is the best time to repot most orchids as the days are getting longer; you see new growth; and they are no longer blooming. It's the time to check your Brassavola (Winter - Spring), Cattleya (Spring/Fall), Catasetums, Cymbidiums, Dendrobiums, Epidendrums, Encyclia, Ludisia (Winter-Spring), Masdevallia, Oncidiums, Paphiopedilum, Phalaenopsis (Spring-Summer), Sophronitis, Stanhopeas (Spring/Fall)

Repot in Fall – Doritaenopsis (Fall-Winter), Miltonia, Miltoniopsis, and Vanda.

Other times repotting may be necessary: Repotting may be required if an orchid is infested with bugs. If bugs keep recurring it is sometimes because they have taken their operations underground and are munching on the roots or in the media. Removing all of the old mix, carefully cleaning and examining the roots and repotting in fresh mix is often a critical step in eradicating a persistent pest issue. While there are exceptions, for most orchids it is a safe bet to repot in the spring. It is a good idea to confirm that your orchids are indeed beginning their growth cycle.

Pot size: should be selected according to the size of your plant's root mass and growth habit. When potting epiphytes (tree-dwellers), these are lateral or shallow rooters, so choose pots that are not as deep as they are wide. When potting terrestrial types (ground dwellers), they will want to root deeply, so choose pots that are deeper than they are wide. If the current pot is the right size, then you should clean it and re-use it!

You will find additional information on our website under the tab "Orchid Potting Media" which also includes information on mounting your orchids.

Kelley's Korner Orchid Supplies will once again be at our Potting Workshop. They have everything you need to grow great orchids including a full line of orchid pots and baskets, labels, humidity trays, fertilizers and a large selection of hangers, rhizome clips and many other wire supplies. They sell all types of media for potting or mounting your orchids and also make a variety of specialized potting mixes using the highest quality ingredients available.

Kelley's Korner Orchid Supplies is offering **10% off** your purchase based on the following restrictions - Prepaid pre-orders to be delivered at the repotting clinic are eligible for a 10% discount. When shopping at www.kkorchid.com simply enter **Coupon Code REPOT2019** and 10% will be subtracted from your total purchase. They will have a limited selection of supplies on hand the day of the clinic so preordering is encouraged to be sure that he brings what you need. **Pre-orders must be received before May 11** to allow time to prepare and package your supplies. (This offer is only good for pre-paid preorders to be delivered to you at the CAIOS repotting clinic)

Raffle and Member Show Table: Members are encouraged to bring any plant they wish to show and have the best available expert discuss them with audience participation, all questions answered. As an incentive, each show plant will receive a Raffle ticket for orchid plants. Another raffle will be for purchased tickets only. The Society always appreciates healthy donated plants for raffles.

Refreshments for March Meeting: Members N-Z please provide a plate, or bowl of munchies to share. Beverages will be provided.

CONGRATULATIONS!!!

CAIOS at Amherst Orchid Society Show 2019

Show results only from the Amherst show If you have a picture of your plant or another member's plant, or the CAIOS exhibit at Amherst please forward to either webmaster@caios.org or OakH35@yahoo.com and I will publish in the next newsletter and post on our website.

Slc. Rajah's Ruby 'Sweetheart'

2nd place Cathy Fewore

Phal. Mini Hybrid

1st place Nimtuck

Odcdm. St. Anthony of Egypt 'Huina Road'

1st place Tom Gregg

Onc. Cherry Fudge
 Onc. Sweet Sugar 'Lemon Drop'
 Wilsonara (Oda. Petit Port 'Woolsey' x Wils. Geneva Red 'Rosie')
 Coelogyne Janine Banks
 Laeliocattleya Quest's Sexy Eyes 'Paradise'
 Dendrobium kingianum 'white form'
 Cymbidium NOID
 Cymbidium Red Beauty 'Evening Star'
 Phal. Hybrid Harlequin White

2nd place Tom Gregg
 2nd place Tom Gregg
 1st place Tom Gregg
 3rd place Tom Gregg
 3rd place Tom Gregg
 3rd place Tom Gregg
 3rd place Tom Gregg
 2nd place Tom Gregg
 1st place William Golden

CONGRATULATIONS!!!
CAIOS was awarded 2nd Place for our Exhibit
CAIOS at Nutmeg Orchid Society Show 2019



Thanks you Marsha for all the Nutmeg show photos





No pictures or show results from the Connecticut Orchid Society Show have been received. If you have a picture of your plant or another member's plant, or the CAIOS exhibit at Connecticut please forward to either webmaster@caios.org or OakH35@yahoo.com and I will publish in the next newsletter and post on our website.

Orchids Questions – Answers – Helpful Hints

Future Topics – Can you help?–

Do you grow “cool” growing orchids? If you do, we would like to know what steps you take to keep them “happy” during the summer heat. Are there things you have tried but did not work? What has worked best for you? We would like to get all the suggestions, recommendations and comments together in order for the information to be shared with other members at a meeting before the summer. Please send your information to webmaster@caios.org or OakH35@yahoo.com .

Another topic: “Light – The difference between brightness vs. length of exposure. The effects of too much, or too little.”

Members Corner:

Note from your Editor: Thank you! I greatly appreciated the photos and information members sent to me. Please continue to forward any pictures and/or award information so it may be shared with our membership and posted on our website. I also received pictures of March Show Table which are now posted on our website. There is also a poll on the home page of our website. Please consider responding. All responses are anonymous unless you specifically add your contact information.

Do you have something to sell or trade of interest to other members? Let me know and I will add it to the next newsletter.

Upcoming Events:

March 30-31, 2019 Connecticut Orchid Society Show and Sale ‘Spring into Orchids, Bristol Senior Center, 240 Stafford Ave., Bristol, CT Saturday 10 a.m.– 5 p.m., Sunday 10 a.m. – 4 p.m. Additional information please see www.ctorchids.org.

April 5-7, 2019 SEPOS Show and Sale, Greater Philadelphia Expo Center at Oaks, Hall “E” Friday 12 noon to 6 p.m.; Saturday 9 a.m. to 6 p.m.; Sunday 9 a.m. to 5 p.m. Regular admission \$12, pre-purchase online \$9.00. Additional information available on their website www.sepos.org.

April 12-April 14, 2019, 9:30 a.m. - 4:00 p.m., Lyman Estate Greenhouses, 185 Lyman St., Waltham, MA. Hundreds of orchid plants are for sale, including many hard-to-find varieties. Varieties on display and for sale include Cattleyas, Laelias, Oncidiums, Paphiopedilums, Phalaenopsis, and many more. Staff available to offer expert advice. Please call 617-994-5913 for more information.

April 14, 2019 CAIOS Meeting: Speaker Joanna Eckstrom, “” What’s My Orchids Telling Me Now?” Know how to recognize signs of good health or stress in your plant.

May 12, 2019 – CAIOS Annual Potting Workshop Plus Kelley’s Korner Orchid Supplies. Information regarding Kelley’s Korner’s Special offer is listed on our website or elsewhere in this newsletter.

June 9, 2019 CAIOS Final Meeting until September- Detail to be announced.

July & August, 2019 NO CAIOS MEETINGS

September 8, 2019 CAIOS Meeting: Details to be announced

October 13, 2019 CAIOS Meeting: Kim Feddersen of Fair Orchids will be our guest speaker. Topic will be announced at a later date.

November 10, 2019 CAIOS Meeting Details to be announced.

I encourage you to periodically check our website, event calendar and/or follow us on Facebook for updated information. Our show table is a testament to the wonderful growers CAIOS has. We would love for you to share your growing secrets, and/or your blooming orchids with the other members! If you would like to submit your photos, an article or a helpful hint for publication in our newsletter and/ or our website, please send your information to Lynn at OakH35@yahoo.com or webmaster@caios.org. Thank you.

Feel free to post your plants on our Facebook page #caiosbloomers



American Orchid Society Webinars: (some require AOS membership)

April 18, 2019. 8:30 p.m. – 9:30 p.m. **AOS Webinar How to Grow Habenarias** - Jim Heilig will discuss how to culture these exotic deciduous terrestrials Advanced Registration (space is limited) required. The webinar is open to AOS members only. Please see the website for additional information and registration. www.aos.org

May 7, 2019. 8:30 p.m. – 9:30 p.m. **AOS Webinar Greenhouse Chat.** Presenter Ron McHatton, American Orchid Society Director of Education, and accredited AOS judge, presents a Q&A session on how to grow and care for your orchids. Advanced Registration (space is limited) required. The webinar is open to AOS members and non-members. Please see the website for additional information and registration. www.aos.org

May 16, 2019. 8:30 p.m. – 9:30 p.m. **AOS Webinar Asian Cymbidiums** with Ken Jacobsen. Advanced Registration (space is limited) required. The webinar is open to AOS members only. Please see the website for additional information and registration. www.aos.org

Do you have a good plant? **Orchid Society Judging:** Judging takes place at the **Tower Hill Botanic Gardens of Worcester**, 11 French Dr., Classroom C, Boylston, MA on the first Saturday of the month. Meeting will take place beginning at 10:30 AM with announcements, then an educational program beginning around 11 AM. Plants for judging, as always, should be delivered by noon; judging will start no later than 1 PM. Free, just say “Orchid Judging” at gate. Take I-495 N to Church St in Northborough. Take exit 24 from I-290 W, Church St Go Rt 3.5 mi. Central St, nearly to end, Sign on Right,. Approx.90 min. from Cape Cod Canal.

Announcements: **Please check the caios.org website for last minute CAIOS news.** Unexpected meeting cancellation or location change will be posted if necessary. A monthly listing of events and meetings can now be found on our website in addition to culture sheets; last minute orchid sales and helpful hints to assist your growing. We also post information on our Facebook page, stop by and “like” us and become our “friend”, then post pictures of your amazing plants! #caiosbloomers

Reminder: January was Membership Renewal time!

May Newsletter – Connecticut Show results -

Please e-mail webmaster@caios.org with any additions or corrections.

CAIOS BOARD 2018-2019 www.caios.org

- Prez. Tina Balog 508-540-5006
- CO-Vice Presidents+
 - Marsha Frederick 508 694-6279 busywomance@comcast.net
 - Brian Leib Brian.Leib@gmail.com
- Secretary Lee Drescher 508-548-0155 mrstreas@comcast.net
- Publicity Are you interested?
- Director I Michele Wolf michelemjw@comcast.net
- Director II Tom Gregg 508-540-2054 vandtgreeg@comcast.net
- Show Chair Tina Balog 508 540-5006 tina@plaid.who.edu

- Newsletter Lynn Schaeffer OakH35@yahoo.com
- Corresp & AOS Rep. Tom Gregg 508-540-2054 vandtgreeg@comcast.net
- Treasurer Dayle Carroll-Teal dayle54@aol.com
- Webmaster Lynn Schaeffer webmaster@caios.org
- Membership Christine Hight christine.hight01@gmail.com
- Monthly Program Chair Are you interested?

Motto: Orchids grow **Wild** where CAIOS reigns

**Would you like to see changes to the Newsletter? Something added or removed?
Any suggestions always welcomed.
webmaster@caios.org**



Sunday May 12 14, 2019 – 12:30 p.m.

CAIOS Annual Orchid Potting Workshop? PLUS Kelley's Korner Orchid Supplies .

THE ADMINISTRATION BUILDING OF THE CAPE COD FAIRGROUNDS
1220 Nathan Ellis Hwy, (Rt. 151) East Falmouth MA 02536 (White fences on North side of Hwy.)

May 12, 2019 CAIOS Meeting: CAIOS Annual Orchid Potting Workshop Plus Kelley's Korner Orchid Supplies (Special Offer below). Our Potting Workshop provides members the opportunity to learn how to care for your plants with proper repotting techniques. More experienced members will help other members learn the techniques necessary to



repot your plants correctly and safely. Each member can pot and have potted a reasonable number of plants. You may also bring your stuff, even special pots to use. Take the opportunity now to check your plants and see what supplies you will need.



Expect to get your hands dirty and dress warmly as needed for this outdoor (under the tent) affair. Bring boxes to carry your plants home in; crumpled newspaper in box will reduce tip over and careful labeling will prevent LOST LABELS (LOLAS) and lost value.



Kelley's Korner Orchid Supplies will once again be at our Potting Workshop. They have everything you need to grow great orchids including a full line of orchid pots and baskets, labels, humidity trays, fertilizers and a large selection of hangers, rhizome clips and many other wire supplies. They sell all types of media for potting or mounting your orchids and also make a variety of specialized potting mixes using the highest quality ingredients available.



Kelley's Korner Orchid Supplies is offering **10% off** your purchase based on the following restrictions - Prepaid pre-orders to be delivered at the repotting clinic are eligible for a 10% discount. When shopping at www.kkorchid.com simply enter **Coupon Code REPOT2019** and 10% will be subtracted from your total purchase. They will have a limited selection of supplies on hand the day of the clinic so preordering is encouraged to be sure that he brings what you need. **Pre-orders must be received before May 11** to allow time to prepare and package your supplies. (This offer is only good for pre-paid preorders to be delivered to you at the CAIOS repotting clinic)

Thank you to Carri Raven-Riemann for her very informative talk about growing in sphagnum. One of the most important tips shared was to buy New Zealand sphagnum, which maintains its "fluffiness". Kelly's Korner carries it and she recommended buying it from him. She also discussed using clear pots with raised bottom centers and adequate drainage as they worked best. With the clear pots one can not only see the roots to determine if watering is needed, the roots also photosynthesis. Carri also offers a iTunes video on her Facebook page where you can see the proper way to pot using sphagnum

Raffle and Member Show Table: Members are encouraged to bring any plant they wish to show and have the best available expert discuss them with audience participation, all questions answered. As an incentive, each show plant will receive a Raffle ticket for orchid plants. Another raffle will be for purchased tickets only. The Society always appreciates healthy donated plants for raffles.

Refreshments for March Meeting: Members A-M please provide a plate, or bowl of munchies to share. Beverages will be provided.

Orchids Questions – Answers – Helpful Hints

Future Topics – Can you help?–

Do you grow “cool” growing orchids? If you do, we would like to know what steps you take to keep them “happy” during the summer heat. Are there things you have tried but did not work? What has worked best for you? We would like to get all the suggestions, recommendations and comments together in order for the information to be shared with other members at a meeting before the summer. Please send your information to webmaster@caios.org or OakH35@yahoo.com .

Another topic: “Light – The difference between brightness vs. length of exposure. The effects of too much, or too little.”

Are you growing your Miltonia/Miltoniopsis correctly? Do you know the difference?



Miltoniopsis are a cool growing orchid found in the higher elevations of the Andes Colombia, Panama and Equador and was once combined with Miltonia. Three species of pansy orchids are responsible for all present-day hybrids in this genus: Miltoniopsis vexillaria, Miltoniopsis roezlii and Miltoniopsis phalaenopsis. These are still frequently incorrectly called Miltonias by many orchid growers.

Light: Relatively shaded (approx. 1200 foot-candles) as direct sunlight burns the leaves within a short time period. (If the plant is in bloom it is recommended to place it in an area of less illumination to preserve flower quality.

Temperature: It is very important the temperature is kept below 80 degrees and above 55 degrees. They may not flower if the temperature is above 80 degrees. They benefit from a differential of at least 10 degrees between day and night..

Water: Never allow them to dry out. Keep moist but not too wet over a long period of time or the roots will rot. Never allow the bottom of the pot to stand in water. They will not tolerate salt buildup.

Fertilize: your plants every other watering. It is recommended to use one quarter strength 20-20-20 year round. Although some have found providing a blossom booster (10-30-20) in early Spring as they approach their flowering time beneficial.

Humidity: a minimum of 50-70% humidity in the immediate vicinity of the plant. Humidity should be increased with higher temperatures.

Potting: Some growers recommend repotting Miltoniopsis (cool growers) every year to avoid stale potting mix. The general recommendation is any mixture suitable for fine roots,. A small pot, with good drainage and use plastic pots if possible, because they are very susceptible to root damage caused by salt accumulation which frequently occurs in clay pots. They prefer to grow into good sized clumps and will produce more, and better flowers if left in a large clump. Keep them potbound. Do not break up the clustered pseudobulbs into divisions of less than three or four growths.

Miltonia is a warmer growing species from the Minas Gerais area of Brazil.

Light: Moderate light (approx. 2000 foot-candles) as direct sunlight burns the leaves within a short time period.

Temperature: Temperatures over 90 degrees can be tolerated as long as the humidity level is 70- 75% or higher is maintained. Minimum temperature is 60 degrees.



Water: Grow like cattleyas- allow them to become almost dry between waterings. They will tolerate salt build up more than Miltoniopsis so they can dry more between waterings.

Fertilize: your plants every other watering. It is recommended to use one quarter strength 20-20-20 year round. Although some have found providing a blossom booster (10-30-20) in early Spring as they approach their flowering time beneficial.

Humidity: a minimum of 50-70% humidity in the immediate vicinity of the plant. Humidity should be increased with higher temperatures.

Potting: Miltonia (warm growers) have an elongated creeping habit and may be mounted. Mounts may be cork, tree fern or other hard wood which is longer than wide. Shallow pots seem to work better than deep pots. Miltonia orchids can be potted in the same mixture as Miltoniopsis

Maxillaria Tenuifolia (The coconut orchid): Maxillaria tenuifolia is a species native to Mexico and Honduras. It has one and a half inch flowers that smell like coconut cream pie. The flowers smell like coconut and are colored in red with yellow speckles. Easy to grow and flower but does like a little cooler night temps in winter. When the plant begins to produce flower buds they will emerge from between the pseudobulbs and the leaf at the base. Flowers should last a month to 6 weeks under ideal conditions.

Light: Medium light (1500 to 3500 foot candles) similar to between Cattleya and Phalaenopsis. Several articles indicate they grow well under fluorescent and high pressure sodium fixtures.

Humidity: 50 percent or higher. Using humidity trays or room humidifiers is helpful, use caution when using humidifiers.

Water: Start keeping the plant drier at the roots between watering from Late November until the end of March being careful not to allow the pseudobulbs to become too wrinkled. You may have to water every 2-3 weeks during this period. About mid-March you can begin watering normally allowing the potting mix to approach dryness between watering. Rain, distilled or reverse osmosis water is recommended. Overwatering can cause several problems such as root rot and infectious bacteria/fungus in the potting medium.

Fertilizer: Recommended to use every time you water if plants are planted in bark. Be sure to flush the mix with clear water only once per month to prevent fertilizer salt build up. For plants in moss or mounted on slabs feed every third or 4th watering as the moss holds a lot of nutrients.

Repotting: Repot in spring after flowering. The plant has a normal habit of climbing out of the pot and producing pseudobulbs up in the air one on top of the other. Repot into larger pots as the plant fills them up. Eventually you will have a specimen plant that will appear as a small mound of grassy like foliage. These plants can be divided when large but you should leave at least 6 to 8 growths per division.

Bulbophyllum barbigerum also known as, The Bearded Bulbophyllum, as the flowers are fuzzy red. It is a warm to cool growing species from Africa found in the tree tops. Blooming season is mainly spring and early summer. You can see a video of it “dancing” on YouTube at - <http://www.youtube.com/watch?v=xiJthtWmRTQ>

Fragrant It is described as smelling a “stinky caveman” or a slight scent of rotting flesh.

Light: Here I found a conflict as some say “Partial shade” other references say they “love light, just not direct sun light”. It would be greatly appreciated if any member with growing experience for this orchid, would provide their experience and tip(s), especially what light worked best for them

Temperature: warm to cool grower: 65-75 degrees days; 50 to 58 degrees at night

Humidity: The Bearded Bulbophyllum needs the humidity of 75-85%.

Watering: If your plant is growing in a pot with media: During the growing season (March to October) this orchid is frequently watered, before it becomes completely dry. In winter the watering is reduced except for a light daily spraying once every 10-12 days. If your plant is mounted water every day and can be up to 2-3 times a day during the growing season.

Fertilizer: It is advised to use 1/4 (1/8 for bare root plants) of the dose indicated on bottle, once every 4th watering (but no more often than once every 10 days). Before fertilizing the plant it is necessary to water it to avoid the harmful contact of the fertilizer with the dry roots.

Rest period: Bulbophyllum barbigerum needs a period of light rest, with less frequent watering but never completely absent: they should never remain completely dry for more than 3 days. Recommended to mist daily, and to water once every 10-12 days, keeping the air humidity high. If the leaves and pseudobulbs begin to shrivel, the watering should increase a little.

Cynoches, Catasetums, Mormodes and Clowesia – Spring Care

Early spring: Their new growth should have begun. However, watering should wait until the new growth has well-developed new roots. This means you should let the new roots grow to an approximate length of 3-5”, and the new growths are large enough that the leaves unfurl before you begin watering. It is very important that you wait to water until the new roots are well developed. .

Mid-Season: Once the new roots are sufficiently developed, this is the period where the plants are rapidly developing their new pseudobulbs. There is a surprising amount of growth that occurs in these 3-4 months; often the plants will double their size. They require constant moisture (watering maybe 2-3 times a week) and regular fertilization. A balanced fertilizer at full strength is suitable for this rapid growth. Light levels at or above those suggested for Cattleya will help insure strong good growth and flowering.

Members Corner:

Note from your Editor: Thank you! I greatly appreciated the photos and information members sent to me. Please continue to forward any pictures and/or information so it may be shared with our membership and posted on our website.

There is also a poll on the home page of our website. Please consider responding. All responses are anonymous unless you specifically add your contact information.

Do you have something to sell or trade of interest to other members? Let me know and I will add it to the next newsletter.

There was a fantastic assortment of lovely grown orchids at last month's meeting. There is no room for all of them in the newsletter. However, they are all posted on our website. Thank you Nim for taking all the pictures and forwarding.

Members Show Table April 2019



Upcoming Events:

May 12, 2019 – CAIOS Annual Potting Workshop Plus Kelley's Korner Orchid Supplies. Information regarding Kelley's Korner's Special offer is listed on our website or elsewhere in this newsletter.

June 9, 2019 CAIOS Final Meeting until September- Detail to be announced.

July & August, 2019 NO CAIOS MEETINGS

September 8, 2019 CAIOS Meeting: Details to be announced

October 13, 2019 CAIOS Meeting: Kim Feddersen of Fair Orchids will be our guest speaker. Topic will be announced at a later date.

November 10, 2019 CAIOS Meeting Details to be announced.

I encourage you to periodically check our website, event calendar and/or follow us on Facebook for updated information. Our show table is a testament to the wonderful growers CAIOS has. We would love for you to share your growing secrets, and/or your blooming orchids with the other members! If you would like to submit your photos, an

article or a helpful hint for publication in our newsletter and/ or our website, please send your information to Lynn at OakH35@yahoo.com or webmaster@caios.org. Thank you.

Feel free to post your plants on our Facebook page #caiosbloomers



American Orchid Society Webinars: (some require AOS membership)

May 7, 2019. 8:30 p.m. – 9:30 p.m. **AOS Webinar Greenhouse Chat.** Presenter Ron McHatton, American Orchid Society Director of Education, and accredited AOS judge, presents a Q&A session on how to grow and care for your orchids. Advanced Registration (space is limited) required. The webinar is open to AOS members and non-members. Please see the website for additional information and registration. www.aos.org

May 16, 2019. 8:30 p.m. – 9:30 p.m. **AOS Webinar Asian Cymbidiums** with Ken Jacobsen. Advanced Registration (space is limited) required. The webinar is open to AOS members only. Please see the website for additional information and registration. www.aos.org

Do you have a good plant? **Orchid Society Judging:** Judging takes place at the **Tower Hill Botanic Gardens of Worcester**, 11 French Dr., Classroom C, Boylston, MA on the first Saturday of the month. Meeting will take place beginning at 10:30 AM with announcements, then an educational program beginning around 11 AM. Plants for judging, as always, should be delivered by noon; judging will start no later than 1 PM. Free, just say “Orchid Judging” at gate. Take I-495 N to Church St in Northborough. Take exit 24 from I-290 W, Church St Go Rt 3.5 mi. Central St, nearly to end, Sign on Right,. Approx.90 min. from Cape Cod Canal.

Announcements: Please check the caios.org website for last minute CAIOS news. Unexpected meeting cancellation or location change will be posted if necessary. A monthly listing of events and meetings can now be found on our website in addition to culture sheets; last minute orchid sales and helpful hints to assist your growing. We also post information on our Facebook page, stop by and “like” us and become our “friend”, then post pictures of your amazing plants! #caiosbloomers

Please e-mail webmaster@caios.org with any additions or corrections.

CAIOS BOARD 2018-2019 www.caios.org

Prez. Tina Balog 508-540-5006
CO-Vice Presidents+
Marsha Frederick 508 694-6279 busywomance@comcast.net
Brian Leib Brian.Leib@gmail.com
Secretary Lee Drescher 508-548-0155 mrstreas@comcast.net
Publicity Are you interested?
Director I Michele Wolf michelemjw@comcast.net
Director II Tom Gregg 508-540-2054 vandtgreeg@comcast.net
Show Chair Tina Balog 508 540-5006 tina@plaid.whoji.edu

Newsletter Lynn Schaeffer OakH35@yahoo.com
Corresp & AOS Rep. Tom Gregg 508-540-2054 vandtgreeg@comcast.net

Treasurer Dayle Carroll-Teal dayle54@aol.com
Webmaster Lynn Schaeffer webmaster@caios.org
Membership Christine Hight christine.hight01@gmail.com
Monthly Program Chair Are you interested?

Motto: Orchids grow **Wild** where CAIOS reigns

**Would you like to see changes to the Newsletter? Something added or removed?
Any suggestions always welcomed.
webmaster@caios.org**



The Cape and Islands Orchid Society
Affiliated with the American Orchid Society & Orchid Digest Corp.

June 2019 Newsletter

Sunday June 9, 2019 – 12:30 p.m.

Speaker Joanna Eckstrom

What's My Orchid Telling Me Now?

Know how to recognize signs of good health (or stress) in your orchid.

THE ADMINISTRATION BUILDING OF THE CAPE COD FAIRGROUNDS
1220 Nathan Ellis Hwy, (Rt. 151) East Falmouth MA 02536 (White fences on North side of Hwy.)

Last Regular Meeting until September

June 9, 2019 CAIOS Meeting: CAIOS welcomes Joanna Eckstrom for this month's presentation "What's My Orchid Telling Me Now?" Are your plant roots healthy and happy or are they stressed from the cold feet they have because you have been using ice cubes to water them? What else can your plant roots, leaves or flowers tell you about the health of your plant? Come to this month's meeting and Joanna will teach you how to listen to your orchids. Please feel free to bring your problem plants.

Last Month's Potting Workshop: Thank you to our "expert" growers who took the time to help and show members how to re-pot your orchids. If you were unable to attend and or have questions regarding potting or mounting media you will find information on our website. www.caios.org.

June 8, 2019 New Hampshire Orchid Society Bus Trip. CAIOS members have been invited to join them on a field trip to Piping Rock Orchids in NY for their Open House. **Cost: \$35 per person** which includes a year membership to the New Hampshire Orchid Society (which has its own benefits to their show and IPA in September) Orchids, Guest Speakers, Orchid Supplies & Lunch! Limited availability. Pick-up location in Massachusetts is at the Burlington Mall 6:30 a.m. expected return around 6:00 p.m. Additional information and registration on NHOS website Registration deadline May 31, 2019. Bring lawn chair <https://www.nhorchids.org/event-3289507>

Raffle and Member Show Table: Members are encouraged to bring any plant they wish to show and have the best available expert discuss them with audience participation, all questions answered. As an incentive, each show plant will receive a Raffle ticket for orchid plants. Another raffle will be for purchased tickets only. The Society always appreciates healthy donated plants for raffles.

Refreshments for March Meeting: Members N-Z please provide a plate, or bowl of munchies to share. Beverages will be provided.

CAIOS Board Members & Officers 2019 - 2020

President: Tina Balog

CO-Vice Presidents: Marsha Frederick and Brian Leib

Secretary: Lee Drescher **Treasurer:** Dayle Carroll-Teal

Membership: Christine Hight **Correspondence & AOS Rep.:** Tom Gregg

Director I Michele Wolf **Director II** Tom Gregg

Webmaster, Newsletter & Social Media: Lynn Schaeffer

Show Chairperson: Tina Balog

Publicity: Are you interested in helping?

Monthly Program Chairperson: Are you interested?

Orchids Questions – Answers – Helpful Hints

My Experience with Virus Testing by Amy Fulcher

Firstly, I apologize ahead of time to those reading this who are scientists... I'm not one, so you're getting layman's terms!

With our recent meeting and discussion on viruses and how to prevent them, it got me seriously thinking about how those seemingly innocent streaks and spots on some of my plants might be other than fungal, bacterial, or nutritional issues.

Many of my plants have spent summers outdoors, and though I treat for insects, birds and my own hands have been all over all of them. Birds think those juicy green roots- i.e. "worms" (to them) are fascinating and jump from plant to plant, pecking and poking. Me, I'm out there removing any unsightly marked leaves with my hands (sans gloves...)- plant to plant. Lots of orchid sap/tissue transferal going on here.

I own several different fungicides and bactericides- from the mundane, to the "OMG, this better last for the rest of my life for that price!!", and I use them all...because I like to water... However, despite my ministering of said products, some of my plants just didn't look "happy" anymore. They were lethargically growing, and were getting all manner of lighter green streaking through their leaves, or just other sorts of growth weirdness.

You can see the blotches of pinker coloration on the petals in the flower photo...color break caused by *the virus*.



One Cattleya that I'd had for a few years and was loathe to bloom, finally put out a couple of flowers... and much to my dismay, had some telltale color break, or streaking in the petals. "Maybe it's just environmental", said I to myself, and let it go to bloom once more. Yet again, color break.

Brandt Moran covered how to sterilize your cutting Instruments, and I'd been using my little torch religiously on my cutters. However, using disposable gloves to pull leaves off every plant you touch when you have over 300, gets a bit tedious.

He also spoke of the Agdia virus test strips to test your plants for various orchid viruses and diseases, the most common being Cymbidium mosaic virus

(CymMV) and Odontoglossum ringspot virus (ORSV). Agdia makes strips for those two viruses together...yay!

So, with a bit of extra cash in hand earlier this month, I splurged on a 25 pack of the CymMV/ORSV test kits. It's much cheaper to buy the 25 pack as opposed to the 5 pack, though the out of pocket in one shot is higher. I certainly wasn't wealthy enough to purchase one for every plant I have, but I definitely had at least 25 suspect plants to start with.

The ones I wanted to test were not from any one grower or vendor, though I don't know where all vendors get their plants from (most I know import their plants from growers around the world). I won't be "calling out" anyone here anyhow.

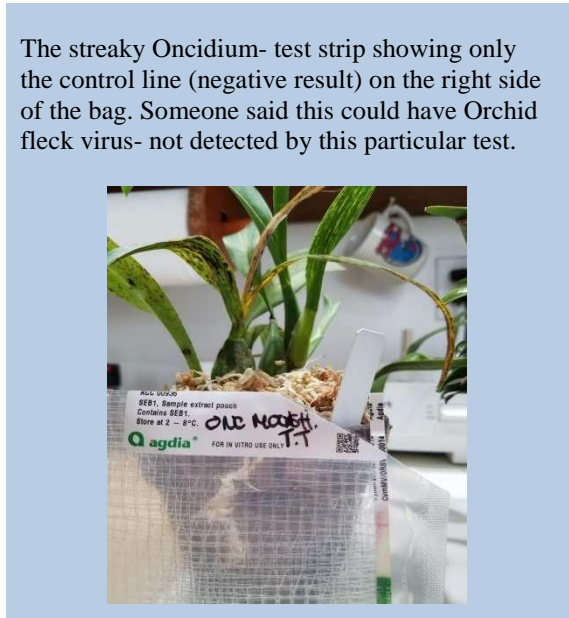
The first plants I wanted to test, were that streaky-petaled Cattleya, and an Oncidium with some "vibrant" streaks all over its leaves.

If you've never used one, the kit consists of a small bag that has a section of ridges inside, with a small amount of a liquid solution (no idea what's in it- I just take their word that it's harmless) and a small strip that has some sort of scientific "stuff" that detects either of the two viruses. You cut the top off the bag, and place a piece of your plant inside the ridged part (sized per instructions). Then, you mash the heck out of it until the solution turns green (or whatever color your sample is); let it settle for a few minutes; then place the strip down into the resulting "juice" from your leaf, where it soaks up through the absorbent material into the "magic" part of the strip that will show one to three red stripes, depending on the status of your sample.

If it reaches the topmost point of the "results" section and you see one red stripe at the top- chances are your plant doesn't have either of those two viruses- this is the control line and has to be there regardless. If you don't see it, the test is void and you'll have to do another. If you get one or two lines below the control line- toss your plant...or at least keep it away from your others- it's got one or both of the two viruses.

Of the first two I tested, I was surprised to get a negative result from the Oncidium (which means it probably has some other disease not detected by this test, or the virus wasn't strong enough in the sample I cut off the plant.

The Cattleya, as I suspected, came up positive. Unfortunately, I've had that plant for quite a while, so I'm expecting it to have passed on the virus to others, due to my careless handling of it.



The streaky Oncidium- test strip showing only the control line (negative result) on the right side of the bag. Someone said this could have Orchid fleck virus- not detected by this particular test.

The dodgy Cattleya with positive ORSV result. Top line is the control line, bottom (actually middle) line ORSV positive. If it had CymMV, there would be a line below the ORSV line.



I went on to test 23 other plants- mostly Oncidiums, but a couple of Cattleyas and Dendrobiums, and even two new arrivals the day they arrived.

The results were mixed- some negative, but many positive for one or the other, and maybe one with both. Many of these plants were freebies, some were purchases. I tested one Cattleya that I have two people wanting divisions of- thankfully, it was negative. One of the new arrivals fresh out of the shipping box- positive for CymMV... that's irritating! It was an Ebay purchase, and I let the seller know, nicely, that they were selling

virused plants, and to be careful with their own plants if they had any...I still haven't heard anything from them... Those are the chances you take buying online, I guess. It's too bad not all sellers test their plants. Maybe, because of the demand for orchids and the lower cost due to newer production methods, they don't worry as much...but that's just a personal observation for another time...

A "fresh from the shipping box" test of an Oncidium- it's clean! Yay for this grower!



The other "out of the box" test...infected right from the start- a.k.a. "not MY fault"!



I'm sure that I have more plants that are infected. I will do more tests in the future to further thin out my collection (to make room for more!!) Until then, I'm watching a couple that tested positive, that aren't looking horribly bad at the moment, and are harder to replace, and keeping them in the house where I am (hopefully) the only thing that could spread the viruses! I'm also trying to be more careful about what I snip off a plant with my fingers...going to have to invest in some hand sanitizer!

So if you have a favorite plant or a small collection that you don't want to lose, be careful with those new acquisitions. Viruses don't always manifest visibly, or at least, right away. If you can afford to keep some tests hanging around, it's not a bad idea to start out clean. There's always some kind of "nasty" waiting around the corner to get at our beautiful plants! For my collection, it's a little late, but with better care, hopefully I'll have some healthy survivors!

Healthy growing, y'all!

Growers and Virus Policy

Do you know a grower or supplier of orchids which posts their efforts to ensure their orchids are virus free? Send the information along so it may be shared with other members.

1. Casa de las Orquideas – California grower of Cymbidiums – virus testing policy posted on their website. <http://www.orquideas.com/viruspolicy.html>

Cool Growing Orchids in the Summer Heat. Here are a few suggestions members have submitted anonymously.

1. Shade is more important than temperature when growing orchids like Draculas in the summer. Member had excellent results with Draculas and other cool growers (even keeping Sophronitis in lower light).

2. Evaporative cooling is your friend, and when you grow the plant on clay that is wet, the roots stay cool, and the plant is happy. The suggestion is planting your cool growing plants in clay pots or mounting on clay.
3. No special requirements if your home is air conditioned.

When temperatures do rise above 90°, be sure your orchids remain moist and humid with plenty of air movement to keep them cool. You may wish to move them to shadier location if high temperatures persist.

Future Topics – Can you help?–

Do you grow “cool” growing orchids? If you do, what steps you take to keep them “happy” during the summer heat. Have you tried any of the suggestions in this month’s newsletter and found them to be helpful or not? Are there things you have tried but did not work? What has worked best for you? We would like to get all the suggestions, recommendations and comments together in order for the information to be shared with other members. I will post any additional information on our website only, since this is the last newsletter until the fall. Please send your information to webmaster@caios.org or OakH35@yahoo.com .

Another topic: “Light – The difference between brightness vs. length of exposure. The effects of too much, or too little.”

Is there a topic you would like discussed at one of our meetings next year? Do you have a problem with one of your plants? Although there is no newsletter over the summer I will still be monitoring our website. The best contact email over the summer is OakH35@yahoo.com. or PM me at Facebook.

Members Corner:

Note from your Editor: Thank you! I greatly appreciated the photos and information members sent to me. Please continue to forward any pictures and/or information so it may be shared with our membership and posted on our website.

There is also a poll on the home page of our website. Please consider responding. All responses are anonymous unless you specifically add your contact information.

Do you have something to sell or trade of interest to other members? Let me know and I will add it to the next newsletter.

June CAIOS Meeting- Tina’s Terrific Plants – Tina will have a supply of her vegetable plants for sale at the meeting. Plant listing will be posted on our website as soon as available.

Upcoming Events:

June 8, 2019 – NHOS Bus Trip to Piping Rock Orchids Open House – Massachusetts departure from Burlington Mall 6:30 a.m. See New Hampshire Orchid Society website for registration and additional information. Registration deadline is May 31, 2019. Space is limited. Bring lawn chair.

June 9, 2019 CAIOS Final Meeting until September- Joanna Eckstrom – “What’s My Orchid Telling Me Now? Feel free to bring your problem plant.

July & August, 2019 NO CAIOS MEETINGS

September 8, 2019 CAIOS Meeting: Details to be announced

September 14, 2019 – International Phalaenopsis Alliance (IPA) 9th Annual Focusing on Phalaenopsis Day. Day long event with presentations, culture round table. 10:00 a.m. – 2:45 p.m. Non-NHOS members \$12.00. Registration deadline August 25, 2019. CAIOS will be arranging carpooling to event.

October 13, 2019 CAIOS Meeting: Kim Feddersen of Fair Orchids will be our guest speaker. Topic will be announced at a later date.

November 10, 2019 CAIOS Meeting Details to be announced.

December 8, 2019 CAIOS Annual Solstice Party and Auction

MARK YOUR CALENDAR

January 25 & 26, 2020 - *Orchids and All That Jazz* –CAIOS Annual Show

I encourage you to periodically check our website, event calendar and/or follow us on Facebook for updated information. Our show table is a testament to the wonderful growers CAIOS has. We would love for you to share your growing secrets, and/or your blooming orchids with the other members! If you would like to submit your photos, an article or a helpful hint for publication in our newsletter and/or our website, please send your information to Lynn at OakH35@yahoo.com or webmaster@caios.org. Thank you.

Feel free to post your plants on our Facebook page “#caiosbloomers”

American Orchid Society Webinars: (some require AOS membership)

American Orchid Society Greenhouse Chats – There is now a listing of topics discussed during each previous Greenhouse Chat. You should also be able to locate the specific Greenhouse Chat, with information you are looking for, if you do a general search on the AOS website.



June 5, 2019. 8:30 p.m. – 9:30 p.m. **AOS Webinar Care and Feeding of Stanhopea** with Inge Poot. Advanced Registration (space is limited) required. The webinar is open to AOS members only. Please see the website for additional information and registration. www.aos.org.

June 13, 2019. 8:30 p.m. – 9:30 p.m. **AOS Webinar Greenhouse Chat.** Presenter Ron McHatton, American Orchid Society Director of Education, and accredited AOS judge, presents a Q&A session on how to grow and care for your orchids. Advanced Registration (space is limited) required. The webinar is open to AOS members and non-members. Please see the website for additional information and registration. www.aos.org

Do you have a good plant? Orchid Society Judging: Judging takes place at the **Tower Hill Botanic Gardens of Worcester**, 11 French Dr., Classroom C, Boylston, MA on the first Saturday of the month. Meeting will take place beginning at 10:30 AM with announcements, then an educational program beginning around 11 AM. Plants for judging, as always, should be delivered by noon; judging will start

no later than 1 PM. Free, just say "Orchid Judging" at gate. Take I-495 N to Church St in Northborough. Take exit 24 from I-290 W, Church St Go Rt 3.5 mi. Central St, nearly to end, Sign on Right,. Approx.90 min. from Cape Cod Canal.

Announcements: Please check the caios.org website for last minute CAIOS news. Unexpected meeting cancellation or location change will be posted if necessary. A listing of events, meetings and vendor specials can now be found on our website in addition to culture sheets; last minute orchid sales and helpful hints to assist your growing. We also post information on our Facebook page, stop by and "like" us and become our "friend", then post pictures of your amazing plants! #caiosbloomers

Please e-mail webmaster@caios.org with any additions or corrections.

CAIOS BOARD 2018-2019

www.caios.org

Prez. Tina Balog 508-540-5006

CO-Vice Presidents+

Marsha Frederick 508 694-6279

busywomance@comcast.net

Brian Leib Brian.Leib@gmail.com

Secretary Lee Drescher 508-548-0155 mrstreas@comcast.net

Publicity Are you interested?

Director I Michele Wolf michelemjw@comcast.net

Director II Tom Gregg 508-540-2054

vandtgreeg@comcast.net

Show Chair Tina Balog 508 540-5006 tina@plaid.who.edu

Newsletter Lynn Schaeffer OakH35@yahoo.com
Corresp & AOS Rep. Tom Gregg 508-540-2054
vandtgreeg@comcast.net

Treasurer Dayle Carroll-Teal dayle54@aol.com
Webmaster Lynn Schaeffer webmaster@caios.org
Membership Christine Hight christine.hight01@gmail.com
Monthly Program Chair Are you interested?

Motto: Orchids grow *Wild* where CAIOS reigns

Would you like to see changes to the Newsletter? Something added or removed?

Any suggestions always welcomed.

webmaster@caios.org

Enjoy the Summer!!!!





The Cape and Islands Orchid Society
Affiliated with the American Orchid Society & Orchid Digest Corp.

September 2019 Newsletter

Sunday October 13, 2019 – 12:30 p.m.

Speaker Kim Feddersen

Cool Orchids which can be grown outdoors 6 plus months

Bletilla, Aussie Dendrobiums, Dendrobium nobile hybrids, Cymbidium, Laelia anceps and reedstem Epidendrums

THE ADMINISTRATION BUILDING OF THE CAPE COD FAIRGROUNDS

1220 Nathan Ellis Hwy, (Rt. 151) East Falmouth MA 02536 (White fences on North side of Hwy.)

September 8, 2019 – No regular CAIOS meeting. Members are encouraged to attend IPA Focus on Phals Day

September 14, 2019 – International Phalaenopsis Alliance (IPA) 9th Annual Focusing on Phalaenopsis Day. This is a day long event (10:00 a.m. – 2:45 p.m.) with presentations, culture round table and mini-auction of select plants. Guest speaker this year will be Peter Lin, owner of Big Leaf Orchids in Southlake, Texas. He's a well-known hobbyist & hybridizer of over 30 years & has been the recipient of numerous AOS awards to his Phalaenopsis. He will be bringing a great selection of seedlings for sale from his trend-setting breeding program.

Also speaking will be Carri Raven-Riemann of the orchidPhile, she will share with everyone the exciting new directions in cutting-edge breeding as seen at the Taiwan 2019 TIOS Show. She, too, will be bringing the newest in cutting-edge breeding for sale.

Daryl Yerdon of Kelley's Korner Orchid Supplies will also be at the IPA Focus on Phalaenopsis Day and is taking pre-orders.

Cost for non-NHOS members is \$12.00, which covers the cost of light morning refreshments & a generous lunch buffet. **CAIOS will be arranging carpooling to event. Please contact Tina if you plan to attend.**

Last year CAIOS brought back 2 compots of Novelty Phalaenopsis ("Blue Ridge Quartet" and "Blue Ridge Mania") seedlings from the IPA workshop which were available to our members at last year's October meeting. Many of you decided to take one or even one each of these Novelty Phalaenopsis seedlings to grow. How is your ("Blue Ridge Quartet" and/or "Blue Ridge Mania" doing? Has it been an easy grower for you? Did you find it difficult to grow and no matter what you did it has now been added to your long list of plants you no longer have? Please send pictures and/or any information regarding your experience (good or bad) growing these orchids to share with our membership, to OakH35@yahoo.com or webmaster@caios.org. (let me know if you do not want your name used).

October 13, 2019 CAIOS Meeting: CAIOS welcomes Kim Feddersen, of Fair Orchids for this month's presentation – "Cool orchids which can be grown outdoors 6 plus months" His presentation will include the growing of Bletilla, Aussie Dendrobiums, Dendrobium nobile hybrids, Cymbidiums, Laelia anceps and reedstem Epidendrums. Kim is a third generation orchidholic. He has grown orchids as a hobby for some 20 years, starting in windows, moving to lights in the basement, and finally into a greenhouse where his collection numbers some 1500 plus plants mainly consisting of Paphiopedilums and Vandaceous orchids, although his collection also includes Cattleyas, Aussie Dendrobiums, pendulous Cymbidiums and Lycastes.

He will have plants for sale at the meeting, but is not taking pre-orders.

Raffle and Member Show Table: Members are encouraged to bring any plant they wish to show and have the best available expert discuss them with audience participation, all questions answered. As an incentive, each show plant will receive a Raffle ticket for orchid plants. Another raffle will be for purchased tickets only. The Society always appreciates healthy donated plants for raffles.

Refreshments for March Meeting: Members A-M please provide a plate, or bowl of munchies to share. Beverages will be provided.

Orchids Questions – Answers – Helpful Hints

Here are some helpful hints to combat fungus, bacteria, and root rot:

For fungus and bacteria: Rots commonly make their appearance on orchid leaves, often showing up as brown spots or blotches that grow in size as time goes on. These need to be dealt with quickly. Using a sterilized, single-edged razor blade or other sharp, sterilized implement, cut away the affected area by cutting into the healthy plant tissue surrounding it. Then, try the following:

- Cinnamon, dusted liberally around the cut. Cinnamon will not only dry away any fungal infections, it has bactericidal properties as well. Be careful not to apply cinnamon to sensitive orchid roots, as its drying effect can often kill them.
- Listerine, used full strength as a spray, works wonders for bacterial infections, as does Neosporin ointment, applied directly to the affected area.
- Household bleach. Be **very careful** with this: chlorine is extremely toxic to, and can kill, orchid plants. Mix **no stronger** than one teaspoon per gallon of water and spray the plant completely for a highly effective bactericide, fungicide, and algacide. Twelve to twenty four hours later, flush the plant and its pot with clear water! Do not forget this step!
- Hydrogen peroxide, applied full-strength to leaves or poured directly into a plant's "crown" or growing center, effectively kills the fungus responsible for crown rot.

For root rot: Using sterilized scissors or shears, prune away any dead, dark brown and "mushy" roots. Dip the remaining roots into a bowl filled with 2 parts hydrogen peroxide, 1 part water. Let stand for 30 minutes. Transfer the plant to a bowl filled with the fertilizer solution you normally use. Let stand for 30 minutes. Soak a wadded up paper towel with water. Place the plant and wet paper towel into a Ziploc bag, being careful not to let the paper towel come into contact with the plant. Seal the bag, and place in a deeply shaded, out of the way spot for up to six weeks. The rot will have been eliminated, and new roots should begin to form.

Orchid Repotting in Fall – *Doritaenopsis* (Fall-Winter), *Miltonia*, *Miltoniopsis*, and *Vanda*.

Other times repotting may be necessary: Repotting may be required if an orchid is infested with bugs. If bugs keep recurring it is sometimes because they have taken their operations underground and are munching on the roots or in the media. Removing all of the old mix, carefully cleaning and examining the roots and repotting in fresh mix is often a critical step in eradicating a persistent pest issue.

Pot size: should be selected according to the size of your plant's root mass and growth habit. When potting epiphytes (tree-dwellers), these are lateral or shallow rooters, so choose pots that are not as deep as they are wide. When potting terrestrial types (ground dwellers), they will want to root deeply, so choose pots that are deeper than they are wide. If the current pot is the right size, then you should clean it and re-use it! You can find additional informative re-potting articles on our website www.caios.org.

Future Topics – Can you help?–

Is there a topic you would like discussed at one of our meetings? Do you have a problem with one of your plants?

Have you set-up an Orchidarium over the summer for your plants and willing to share your advice and hints to the membership? Please contact me via email OakH35@yahoo.com or webmaster@caios.org

Members Corner:

Note from your Editor:

Do you have something to sell or trade of interest to other members? Let me know and I will add it to the next newsletter.

I encourage you to periodically check our website, event calendar and/or follow us on Facebook for updated information. Our show table is a testament to the wonderful growers CAIOS has and always welcome your photos. CAIOS would love for you to share your growing secrets, and/or your blooming orchids with the other members! If you would like to submit your photos, an article or a helpful hint for publication in our newsletter and/ or our website, please send your information to Lynn at OakH35@yahoo.com or webmaster@caios.org. Thank you

Feel free to post your plants on our Facebook page and tag #caiosbloomers

Upcoming Events:

October 13, 2019 CAIOS Meeting: Kim Feddersen of Fair Orchids will be our guest speaker with a discussion on “Cool Orchids which can be grown outdoors 6 plus months”.

October 16 through October 20, 2019 American Orchid Society 2019 Fall Members’ Meeting — Homestead, Florida. Hosted by East Everglades Orchid Society. Registration deadline September 30, 2019. For complete details and event schedule visit www.aos.org

October 18-20, 2019 Lyman Estate Greenhouses, Fall Orchid Sale, 185 Lyman St., Waltham, MA 9:30 a.m. - 4:00 p.m. Celebrate orchid-blooming season. Hundreds of orchid plants for sale including many hard-to-find varieties. Varieties on display and for sale include Cattleyas, Laelias, Oncidiums, Paphiopedilums, Phalanopsis and many more. Please call 617-994-5913 for more information FREE

October 26 through October 27, 2019 J&L Fall Sale — **10:00 a.m. – 5:00 p.m.**, 20 Sherwood Rd., Easton, CT. 10% off salw on orchid orders instore and online. Discount on orders will be automatic and will start on Saturday 12:00 a.m. and end Monday 8:00 a.m. For complete details see www.jlorchids.com

November 8-10, 2019 Massachusetts Orchid Society Show & Sale “World of Orchids: Asia”, Friday 12:30 – 5:00 p.m., Saturday 10:00 a.m. -5:00 p.m., Sunday 10:00 a.m. to 4:00 p.m., Sons of Italy, 117 Swanton St., Winchester, MA. Admission \$10 children under 8 free. Additional Information see www.massorchid.org

November 10, 2019 CAIOS Meeting Details to be announced.

December 8, 2019 CAIOS Annual Solstice Party and Auction

MARK YOUR CALENDAR

January 25 & 26, 2020 - *Orchids and All That Jazz* –CAIOS Annual Show

American Orchid Society Webinars: (some require AOS membership)

American Orchid Society Greenhouse Chats – There is now a listing of topics discussed during each previous Greenhouse Chat. You should also be able to locate the specific Greenhouse Chat, with information you are looking for, if you do a general search on the AOS website.



September 18, 2019. 8:30 p.m. – 9:30 p.m. **AOS Webinar Orchid Gardens of Latin America** with Tom Miranda. Advanced Registration (space is limited) required. The webinar is open to AOS members only. Please see the website for additional information and registration. www.aos.org.

October 3, 2019. 8:30 p.m. – 9:30 p.m. **AOS Webinar Greenhouse Chat.** Presenter Ron McHatton, American Orchid Society Director of Education, and accredited AOS judge, presents a Q&A session on how to grow and care for your orchids. Advanced Registration (space is limited) required. The webinar is open to AOS members and non-members. You may submit your questions in advance to Sandra Svoboda at greenhousechat@aos.org by October 1, 2019 Please see the website for additional information and registration. www.aos.org

October 7, 2019. 8:30 p.m. – 9:30 p.m. **AOS Webinar Conservation and Ecology of Western North America Cypripediums** with Tara Luna. Advanced Registration (space is limited) required. The webinar is open to AOS members only. Please see the website for additional information and registration. www.aos.org.

Do you have a good plant? **Orchid Society Judging:** Judging takes place at the **Tower Hill Botanic Gardens of Worcester**, 11 French Dr., Classroom C, Boylston, MA on the first Saturday of the month. Meeting will take place beginning at 10:30 AM with announcements, then an educational program beginning around 11 AM. Plants for judging, as always, should be delivered by noon; judging will start no later than 1 PM. Free, just say “Orchid Judging” at gate. Take I-495 N to Church St in Northborough. Take exit 24 from I-290 W, Church St Go Rt 3.5 mi. Central St, nearly to end, Sign on Right,. Approx.90 min. from Cape Cod Canal.

Announcements: **Please check the caios.org website for last minute CAIOS news.** Unexpected meeting cancellation or location change will be posted if necessary. A monthly listing of events and meetings can now be found on our website in addition to culture sheets; last minute orchid sales and helpful hints to assist your growing. We also post information on our Facebook page, stop by and “like” us and become our “friend”, then post pictures of your amazing plants! [#caiosbloomers](https://www.facebook.com/caiosbloomers)

Please e-mail webmaster@caios.org with any additions or corrections.

CAIOS BOARD 2019-2020 www.caios.org
Prez. Tina Balog 508-540-5006
CO-Vice Presidents+
Marsha Frederick 508 694-6279 busywomance@comcast.net
Brian Leib Brian.Leib@gmail.com
Secretary Lee Drescher 508-548-0155 mrstreas@comcast.net
Publicity Are you interested?
Director I Michele Wolf michelemjw@comcast.net
Director II Tom Gregg 508-540-2054 vandtgreeg@comcast.net
Show Chair Tina Balog 508 540-5006 tina@plaid.wholedu

Newsletter Lynn Schaeffer OakH35@yahoo.com
Corresp & AOS Rep. Tom Gregg 508-540-2054
vandtgreeg@comcast.net
Treasurer Dayle Carroll-Teal dayle54@aol.com
Webmaster Lynn Schaeffer webmaster@caios.org
Membership Christine Hight
christine.hight01@gmail.com
Monthly Program Chair Are you interested?

Motto: Orchids grow *Wild* where CAIOS reigns

Would you like to see changes to the Newsletter? Something added or removed?

Any suggestions always welcomed.

webmaster@caios.org

Welcome Back!!!!



The Cape and Islands Orchid Society
Affiliated with the American Orchid Society & Orchid Digest Corp.

October 2019 Newsletter

Sunday October 13, 2019 – 12:30 p.m.

Speaker Kim Feddersen

Cool Orchids which can be grown outdoors 6 plus months

Bletilla, Aussie Dendrobiums, Dendrobium nobile hybrids, Cymbidium, Laelia anceps and Reedstem Epidendrums

THE ADMINISTRATION BUILDING OF THE CAPE COD FAIRGROUNDS

1220 Nathan Ellis Hwy, (Rt. 151) East Falmouth MA 02536 (White fences on North side of Hwy.)

October 13, 2019 CAIOS Meeting: CAIOS welcomes Kim Feddersen, of Fair Orchids for this month's presentation – "Cool orchids which can be grown outdoors 6 plus months" His presentation will include the growing of Bletilla, Aussie Dendrobiums, Dendrobium nobile hybrids, Cymbidiums, Laelia anceps and Reedstem Epidendrums. Kim is a third generation orchidholic. He has grown orchids as a hobby for some 20 years, starting in windows, moving to lights in the basement, and finally into a greenhouse where his collection numbers some 1500 plus plants mainly consisting of Paphiopedilums and Vandaceous orchids, although his collection also includes Cattleyas, Aussie Dendrobiums, pendulous Cymbidiums and Lycastes.

He will have plants for sale at the meeting, but is not taking pre-orders.

The CAIOS members that attended the **International Phalaenopsis Alliance (IPA) 9th Annual Focusing on Phalaenopsis Day** enjoyed this day long event. Carri Raven-Riemann of the orchidPhile, gave a PowerPoint presentation on new trends in Novelty Phalaenopsis breeding, focusing on new shapes, colors and form. She also discussed at improved breeding of scented summer blooming Phalaenopsis.

Peter Lin, owner of Big Leaf Orchids in Southlake, Texas discussed his continued breeding with Phalaenopsis Bellina, Phalaenopsis Dragon Tree Eagle, and Phalaenopsis violacea. His advice on growing summer blooming Phalaenopsis is that they need to stay moist and never completely dry out and require somewhat brighter light. The biggest problem with summer blooming Phalaenopsis seedlings is their small size which required watering more frequently, which can easily be 2-3 times a week in the summer months. Phalaenopsis violacea has no rest period and can bloom at any time, especially during the period from May to October. The inflorescences have the habit of lengthening and producing additional flowers.

A few members have recently responded regarding their experience with the Novelty Phalaenopsis ("Blue Ridge Quartet" and "Blue Ridge Mania") seedlings from the IPA workshop which were available to our members at last year's October meeting. Unfortunately, the members that have responded were unsuccessful growing these plants. There are still many members we have not heard from. We would love to know how your ("Blue Ridge Quartet" and/or "Blue Ridge Mania" is doing. Has it been an easy grower for you? Have other members found it difficult to grow and no matter what you did it has now been added to your long list of plants you no longer have? Please send pictures and/or any information regarding your experience (good or bad) growing these orchids to share with our membership, to OakH35@yahoo.com or webmaster@caios.org. (Let me know if you do not want your name used).

Raffle and Member Show Table: Members are encouraged to bring any plant they wish to show and have the best available expert discuss them with audience participation, all questions answered. As an incentive, each show plant will receive a Raffle ticket for orchid plants. Another raffle will be for purchased tickets only. The Society always appreciates healthy donated plants for raffles.

Refreshments for March Meeting: Members A-M please provide a plate, or bowl of munchies to share. Beverages will be provided.

Orchids Questions – Answers – Helpful Hints

Why are my orchid leaves splitting? Split orchid leaves can be due to irregular watering; insufficient humidity; excessive direct sunlight or as a result of trauma to the orchid plant. However, sometimes even with excellent care orchid leaves can split and this is of no concern if the plant is otherwise healthy and well cared for. Review your plants culture requirements to see what adjustments you may need to make.

Converting plants to new conditions (example bark to semi-hydroponic) Can it be done at any time? The opinion, reasoning and recommendation of several growers are:

When roots grow, they acclimate themselves to function optimally in the environment in which they are growing. Once those cells have grown, they cannot change. When you move a plant from one set of root conditions to another, you are changing the environment and the existing roots will no longer function optimally. The plant will have to grow a whole new root system that is optimized for the new conditions, and the old root system will ultimately fail. Note: **new root tips emerging from old roots will not suffice**. The new roots will, indeed, adjust to the new environment, but the parts of the roots that connect them to the plant are not, so will fail.

The absolute best time to repot a plant – whether from old- to new potting media or changing it to an entirely different potting situation – is just as **brand new roots are emerging from the base of the plant**. Those new roots will be optimal for the new environment and support the plant, while the old roots begin to fail. If you ignore this timing factor, as the existing root system falters, the plant will have no way to take-up water and will suffer. At that point you must go to great lengths to "baby" it, keeping it warm, shady, and in maximum humidity so that it will not desiccate and die before new roots can emerge and take over.

You can find additional informative re-potting articles on our website www.caio.org.



Epidendrum parkinsonianum Hooker A species from Mexico and Central America is large sized, pendant growing, epiphytic species. They grow pendulously (leaves drooping down about 4 feet) and produce huge flowers that are 5 inches across and 7 inches from top dorsal to bottom petal. In nature, plants bloom mostly in spring and summer, but they may bloom more than once each year. When blooming they are fragrant in the evenings emitting a sweet fragrance.

Temperature: Summer days average 78-80F, nights average 56-57F, and the fluctuation range is 22-23F. Spring, before the start of the rainy season, is the warmest time of year. Days average 82-85F, nights warm from 51 to 56F, and the fluctuation range is 28-31F.

Light: Throughout the year, plants should receive as much light as possible, short of burning the foliage. The leaves may have a purple tinge when light levels are near the maximum the plant can tolerate. (2,000-3,000fc)

Humidity and air movement: in summer and early autumn 70- 75% humidity, dropping to 55-60% humidity in winter and early spring. Humidity is especially important if they are grown mounted.

Water: late spring to early autumn rainfall is moderate to heavy. This species should be damp, and between the next watering should only slightly dry out. Water should be gradually reduced in autumn after new growths have matured.

Potting medium: Due to the large, hanging and branching habit, it should be fixed on cork, bark or tree ferns. These plants grow well in hanging pots or baskets that have a very good drainage. The division can be done by cutting the rhizomes and planting these pieces, even if they have only one increment, on the boards, with the leaf pointing upwards.

Fertilizers: 1/4-1/2 recommended strength, applied weekly. A high-nitrogen fertilizer is beneficial from spring to midsummer, but a fertilizer high in phosphates should be used in late summer and autumn.

Rest period: During the 5-6 months from late autumn to early spring, you should gradually reduce the amount of water and allow the substrate to dry, but it should not be allowed to have dried soil for a long period of time. To prevent excessive drying, the plants should be sporadically misting between watering. However, for 1-2 months in late winter and early spring, watering should be limited to occasional misting. Watering should be increased when flowers begin to grow. Fertilization should be limited or should be completely abandoned until spring, when stronger watering resumes.

Now that Fall is here it is time to think about brining your plants that have enjoyed the summer outside, in for the Winter. You will find an article at the CAIOS website www.caios.org under “helpful hints” entitled *Prepare for Winter*, by Susan Jones which was originally published in the December 2004 issue of *Orchids*, of interest.

Future Topics – Can you help?–

Is there a topic you would like discussed at one of our meetings? Do you have a problem with one of your plants?

Have you set-up an Orchidarium over the summer for your plants and willing to share your advice and hints to the membership? Please contact me via email OakH35@yahoo.com or webmaster@caios.org

Members Corner:



Note from your Editor:

Do you have something to sell or trade of interest to other members? Let me know and I will add it to the next newsletter.

I encourage you to periodically check our website, event calendar and/or follow us on Facebook for updated information. Our show table is a testament to the wonderful growers CAIOS has and always welcome your photos. CAIOS would love for you to share your growing secrets, and/or your blooming orchids with the other members! If you would like to submit your photos, an article or a helpful hint for publication in our newsletter and/ or our website, please send your information to Lynn at OakH35@yahoo.com or webmaster@caios.org. Thank you

Feel free to post your plants on our Facebook page and tag #caiosbloomers

Upcoming Events:

October 13, 2019 CAIOS Meeting: Kim Feddersen of Fair Orchids will be our guest speaker with a discussion on “Cool Orchids which can be grown outdoors 6 plus months”.

October 16 through October 20, 2019 American Orchid Society 2019 Fall Members’ Meeting — Homestead, Florida. Hosted by East Everglades Orchid Society. Registration deadline September 30, 2019. For complete details and event schedule visit www.aos.org

October 18-20, 2019 Lyman Estate Greenhouses, Fall Orchid Sale, 185 Lyman St., Waltham, MA 9:30 a.m. - 4:00 p.m. Celebrate orchid-blooming season. Hundreds of orchid plants for sale including many hard-to-find varieties. Varieties on display and for sale include Cattleyas, Laelias, Oncidiums, Paphiopedilums, Phalanopsis and many more. Please call 617-994-5913 for more information FREE

October 26 through October 27, 2019 J&L Fall Sale — 10:00 a.m. – 5:00 p.m., 20 Sherwood Rd., Easton, CT. 10% off sale on orchid orders instore and online. Discount on orders will be automatic and will start on Saturday 12:00 a.m. and end Monday 8:00 a.m. For complete details see www.jlorchids.com

November 8-10, 2019 Massachusetts Orchid Society Show & Sale “World of Orchids: Asia”, Friday 12:30 – 5:00 p.m., Saturday 10:00 a.m. -5:00 p.m., Sunday 10:00 a.m. to 4:00 p.m., Sons of Italy, 117 Swanton St., Winchester, MA. Admission \$10 children under 8 free. Additional Information see www.massorchid.org. CAIOS will be participating and is always happy for additional help. If you would like to help or have plants for the show please contact Tina. 508-540-5006

November 10, 2019 CAIOS Meeting Details to be announced.

December 8, 2019 CAIOS Annual Solstice Party and Auction

MARK YOUR CALENDAR

January 25 & 26, 2020 - *Orchids and All That Jazz* –CAIOS Annual Show

Sign-up sheets coming soon! Start to consider now how you can help make the 2020 show another success. If you have any suggestion, please contact any of the Board members.

American Orchid Society Webinars: (some require AOS membership)

American Orchid Society Greenhouse Chats – There is now a listing of topics discussed during each previous Greenhouse Chat. You should also be able to locate the specific Greenhouse Chat, with information you are looking for, if you do a general search on the AOS website.



October 3, 2019. 8:30 p.m. – 9:30 p.m. **AOS Webinar Greenhouse Chat.** Presenter Ron McHatton, American Orchid Society Director of Education, and accredited AOS judge, presents a Q&A session on how to grow and care for your orchids. Advanced Registration (space is limited) required. The webinar is open to AOS members and non-members. You may submit your questions in advance to Sandra Svoboda at greenhousechat@aos.org by October 1, 2019 Please see the website for additional information and registration. www.aos.org

October 7, 2019. 8:30 p.m. – 9:30 p.m. **AOS Webinar Conservation and Ecology of Western North America Cypripediums** with Tara Luna. Advanced Registration (space is limited) required. The webinar is open to AOS members only. Please see the website for additional information and registration. www.aos.org

November 7, 2019. 8:30 p.m. – 9:30 p.m. **AOS Webinar Greenhouse Chat.** Presenter Ron McHatton, American Orchid Society Director of Education, and accredited AOS judge, presents a Q&A session on how to grow and care for your orchids. Advanced Registration (space is limited) required. The webinar is open to AOS members and non-members. You may submit your questions in advance to Sandra Svoboda at greenhousechat@aos.org by November 5, 2019 Please see the website for additional information and registration. www.aos.org

November 12, 2019. 8:30 p.m. – 9:30 p.m. **AOS Webinar “How to Buy and Grow Bulbophyllums”,** with Charles Wilson. Advanced Registration (space is limited) required. The webinar is open to AOS members only. Please see the website for additional information and registration. www.aos.org.

Do you have a good plant? **Orchid Society Judging:** Judging takes place at the **Tower Hill Botanic Gardens of Worcester**, 11 French Dr., Classroom C, Boylston, MA on the first Saturday of the month. Meeting will take place beginning at 10:30 AM with announcements, then an educational program beginning around 11 AM. Plants for judging, as always, should be delivered by noon; judging will start no later than 1 PM. Free, just say “Orchid Judging” at gate. Take I-495 N to Church St in Northborough. Take exit 24 from I-290 W, Church St Go Rt 3.5 mi. Central St, nearly to end, Sign on Right,. Approx.90 min. from Cape Cod Canal.

Announcements: **Please check the caios.org website for last minute CAIOS news.** Unexpected meeting cancellation or location change will be posted if necessary. www.caios.org A monthly listing of events and meetings can now be found on our website in addition to culture sheets; last minute orchid sales and helpful hints to assist your growing. We also post information on our Facebook page, stop by and “like” us and become our “friend”, then post pictures of your amazing plants! [#caiosbloomers](https://www.facebook.com/caiosbloomers)



Please e-mail webmaster@caios.org with any additions or corrections.

CAIOS BOARD 2019-2020 www.caios.org
Prez. Tina Balog 508-540-5006
CO-Vice Presidents+
Marsha Frederick 508 694-6279 busywomance@comcast.net
Brian Leib Brian.Leib@gmail.com
Secretary Lee Drescher 508-548-0155 mrstreas@comcast.net
Publicity Are you interested?
Director I Michele Wolf michelemjw@comcast.net
Director II Tom Gregg 508-540-2054 vandtgreeg@comcast.net
Show Chair Tina Balog 508 540-5006 tina@plaid.who.edu

Newsletter Lynn Schaeffer OakH35@yahoo.com
Corresp & AOS Rep. Tom Gregg 508-540-2054
vandtgreeg@comcast.net
Treasurer Dayle Carroll-Teal dayle54@aol.com
Webmaster Lynn Schaeffer webmaster@caios.org
Membership Christine Hight
christine.hight01@gmail.com
Monthly Program Chair Are you interested?

Motto: Orchids grow *Wild* where CAIOS reigns




Sunday November 10, 2019 – 12:30 p.m.
Travel with Jean Stefanik

***The 22nd World Orchid Conference in Guayaquil, Ecuador
 plus new images from Central America***

THE ADMINISTRATION BUILDING OF THE CAPE COD FAIRGROUNDS
 1220 Nathan Ellis Hwy, (Rt. 151) East Falmouth MA 02536 (White fences on North side of Hwy.)

November 10, 2019 CAIOS Meeting: Jean Stefanik, grows orchids, is an American Orchid Society judge and is a specialist in native orchids. She attended the 22nd World Orchid Conference in Guayaquil, Ecuador. The conference includes science, horticulture, and conservation sessions, as well as an enormous orchid show with vendors from around the globe showcasing breathtaking orchid exhibits. A few examples of these breathtaking displays included Ecuagenera Orchids’ display with over 1000 different species and hybrids from a wide range of genera including many from native Ecuador; Taiwan Orchid Growers Association, created tall trees of yellow and pink Phalaenopsis; and Thailand’s display of those orchids commonly grown by Thai farmers such as Dendrobiums, Oncidiums, Paphiopedilums, and Vandas. Come and enjoy the unique visual display of orchids and other highlights at the conference as she shares her experience.

Thank you Kim Feddersen. for your very informative presentation last month. Below are some of his growing suggestions:

<p>Dendrobium tetragonum Most often found in moist, very shady areas with continuous air movement. They can be outside in Summer it is advisable only in June to September</p>	<p>Dendrobium nobile Growing: Spring & Summer –Warm, humid shaded area Fall & Winter – Cool, dry and bright Water & fertilize well in growing season No fertilizer after September 15 Little water after October 15</p>	<p>Dendrobium kingianum Young small plants in plastic pots Keiki in pure sphagnum once roots start. When established sphagnum bark mix Fertilize April thru mid-September Reduce watering by 90% in mid-October</p>
<p>Dendrobium nobile & hybrids Can go outside in late April 1 week with protected shady spot 1 week with light shade then into full sun, if you wish Water and fertilize well while outside as small pots dry fast Can stay out until first threat of frost, but may need to protect against fall rain No fertilizer after September 15 Little water after October 15 – water only if canes start to appear desiccated</p>	<p>Cymbidium Feeding March -Top dress with 1-2 Tablespoons of Nutricote in each pot Dec./Jan./Feb. Water with 20-20-20 fertilizer every 2 weeks Mid-July switch to flower booster 10-52-10 November – Go back to regular fertilizer</p>	

December 8, 2019 CAIOS Meeting: CAIOS Annual Solstice Party and Auction The potluck offerings are always exceptional and we will have a wonderful selection orchids ready for your winning bid! Your friends are welcome to join us.

Raffle and Member Show Table: Members are encouraged to bring any plant they wish to show and have the best available expert discuss them with audience participation, all questions answered. As an incentive, each show plant will receive a Raffle ticket for orchid plants. Another raffle will be for purchased tickets only. Many of the raffle plants will be from the wonderful and generous Ring family donation. A listing of the plants from the Ring family is posted on the CAIOS website. www.caios.org for your reference.

Refreshments for November Meeting: Members N-Z please provide a plate, or bowl of munchies to share. Beverages will be provided.

Orchids Questions – Answers – Helpful Hints

Winter rest and dormancy Here in New England we are getting our homes ready to endure our cold and blustery weather we have come to expect in the winter months. You have moved your orchids back into your greenhouse or home after they too have enjoyed the warmth of the summer. This is also the time to remember your orchids have a distinctive growth and rest period (dormancy) and it is important to understand and respect these growth phases. Do you know what will keep your plant health and happy over the winter, the water, light, temperature and feeding needs? Regarding water requirements for your plants, will they only need a slight reduction in water, just a light misting, or will you need to stop all watering until sometime in the spring? Here are some of the examples of watering during the rest period or dormancy.

Encyclia cordigera – occasional misting in winter, light water every 3 weeks.

Laelia tenebrosa – reduce watering and eliminate fertilizer in winter, but don't dry out completely

Psychopsis papilio – water every 2 weeks, occasional misting in winter

Rhynchostylis gigantea – eliminate fertilizer, water one time every week or two. Keep rather dry between waterings in winter.

Zygopetalum – reduce fertilizer, less water, do not dry out completely

All *Catasetinae*: *Catasetum*, *Cynoches*, *Mormodes*, *Clowesia*, *Galeandra*, *Fredclarkeara*, also some *Calanthe*. The general rule to follow is: by November 15th stop fertilization and reduce watering by one-half. Most leaves should have yellowed or fallen off by the January 1st. However, if the plants still have leaves all irrigation should be stopped at this time. Watering during dormancy should only be done if the plant shrivels severely. Usually a single irrigation is sufficient to restore the bulbs.

Many growers will group their plants, especially moving those you are not to water, far away from your other orchids which you continue to water over the winter, in order to avoid any mistakes. Your understanding the signals of the onset of winter rest and dormancy plus the triggering factors are important for good plant culture. This is a good time to review the culture requirements of your plants, especially any of your new additions.


Future Topics – Can you help?–

Is there a topic you would like discussed at one of our meetings? Do you have a problem with one of your plants?

Have you set-up an Orchidarium for your plants and willing to share your advice and hints to the membership? Please contact me via email OakH35@yahoo.com or webmaster@caios.org

Members Corner:

Update: **Novelty Phalaenopsis (“Blue Ridge Quartet” and “Blue Ridge Mania”) seedlings**
Exciting news !-.Roz Gershfield’s Blue Ridge Mania has a flower spike!! Keep us updated and send some pictures when it blooms! Currently, she is the only member advising of successful growing this Novelty Phalaenopsis.



There are still many members we have not heard from. We would love to know how your (“Blue Ridge Quartet” and/or “Blue Ridge Mania” is doing. Has it been an easy grower for you? Have other members found it difficult to grow and no matter what you did it has now been added to your long list of plants you no longer have? Please send pictures and/or any information regarding your experience (good or bad) growing these orchids to share with our membership, to OakH35@yahoo.com or webmaster@caios.org. (Let me know if you do not want your name used)

Update: **Cymbidium (Jocelyn Brooke X Green Santa) #3 X Runaway ‘Black Eyes’**

Excitement here too! First Blooming September 30, 2019 from this seedling!

Member thinks that increasing the light level to the Cymbidium was instrumental to the successful blooming.



The membership was asked several months ago if they had success growing the Cymbidium seedlings Tim Culbertson, had for sale several years ago. One was Cymbidium (Jocelyn Brooke X Green Santa) #3 X Runaway ‘Black Eyes and the other Cymbidium Jocelyn Brooke x Green Santa #2x Suez Vanguard #1. Currently, this is the only bloomer by a CAIOS member of either seedling.(as far as we know) Has anyone else had success with either of these seedlings?



Good or bad we would love to hear from you!

Cymbidiums: Not all Cymbidiums need to be exposed to cold temperatures in order to bloom. Heat-tolerant (warm growing) cymbidiums are cymbidiums that will grow and bloom in a tropical climate where there is no drastic drop in day & night temperatures. They are the result of hybridizing the tropical cymbidium species like *C. ensifolium*, *C. aloifolium*, *C. canaliculatum* etc. with the cold-growing species. One of the most important factors for a heat-tolerant (warm grower) to bloom is light. The ideal would be about 6-8 hours of 60% sunlight. They are very sensitive to watering. They don't like to stay soggy and waterlogged for an extended time, though the root ball must never go dry. If you are having trouble growing your Cymbidiums (or other orchids for that matter) do some research (and/or ask us) to see what the best conditions are for your individual plant as it just may be the exception to the normal growing advice.

Note from your Editor: Do you have an orchid that has FINALLY bloomed for you and would like to share with the membership? Are you willing to share a few of your growing secrets with the membership? How you having success growing your orchids semi-hydroponically and wish to share your success (or failures)? Do you have something to sell or trade of interest to other members? Let me know and I will add it to the next newsletter.

I encourage you to periodically check our website www.caios.org, event calendar and/or follow us on Facebook for updated information. Our show table is a testament to the wonderful growers CAIOS has and always welcome your photos since I am still unable to attend meetings to take pictures or gather other information from you directly. I relay on and appreciate what you email to me. If you would like to submit your photos, an article or a helpful hint for publication in our newsletter and/ or our website, please send your information to Lynn at OakH35@yahoo.com or webmaster@caios.org. Thank you

Upcoming Events:

October 26 through October 27, 2019 J&L Fall Sale — 10:00 a.m. – 5:00 p.m., 20 Sherwood Rd., Easton, CT. 10% off sale on orchid orders instore and online. Discount on orders will be automatic and will start on Saturday 12:00 a.m. and end Monday 8:00 a.m. For complete details see www.jlorchids.com

November 8-10, 2019 Massachusetts Orchid Society Show & Sale “World of Orchids: Asia”, Friday 12:30 – 5:00 p.m., Saturday 10:00 a.m. -5:00 p.m., Sunday 10:00 a.m. to 4:00 p.m., Sons of Italy, 117 Swanton St., Winchester, MA. Admission \$10 children under 8 free. Additional Information see www.massorchid.org. CAIOS will be participating and is always happy for additional help. If you would like to help or have plants for the show please contact Tina. 508-540-5006.

December 8, 2019 CAIOS Annual Solstice Party and Auction

MARK YOUR CALENDAR

January 25 & 26, 2020 - *All That Orchid Jazz* –CAIOS Annual Show

Sign-up sheets are here and available at the meeting! Consider now how you can help make the 2020 show another success. You will find additional information and description of the different areas of assistance where you can help. Confused, want more information, have any suggestion, please contact any of the Board members or Show Chairperson Tina.

Postcards are also available. Pick up a package and enclose with your holiday card. Do you sent a Holiday Letter and would like a digital copy of the Show postcard or maybe a digital copy to post on your social media account? Email webmaster@CAIOS.org and I will forward a digital copy for your use.

Do you have a family member or friend residing in an Adult Community, Assisted Living Community or attends an Adult Day Care program? Consider reaching out; drop off or mail a show poster with a a note to see if they would like to arrange a group to attend our show in January or place our poster on a Bulletin Board in the facility. Contact Marsha Frederick 508 694-6279 regarding special group rates.

American Orchid Society Webinars: (some require AOS membership)

American Orchid Society Greenhouse Chats – There is now a listing of topics discussed during each previous Greenhouse Chat. You should also be able to locate the specific Greenhouse Chat, with information you are looking for, if you do a general search on the AOS website.



November 7, 2019. 8:30 p.m. – 9:30 p.m. **AOS Webinar Greenhouse Chat.** Presenter Ron McHatton, American Orchid Society Director of Education, and accredited AOS judge, presents a Q&A session on how to grow and care for your orchids. Advanced Registration (space is limited) required. The webinar is open to AOS members and non-members. You may submit your questions in advance to Sandra Svoboda at greenhousechat@aos.org by November 5, 2019 Please see the website for additional information and registration. www.aos.org

November 12, 2019. 8:30 p.m. – 9:30 p.m. **AOS Webinar “How to Buy and Grow Bulbophyllums”**, with Charles Wilson. Advanced Registration (space is limited) required. The webinar is open to AOS members only. Please see the website for additional information and registration. www.aos.org.

Do you have a good plant? **Orchid Society Judging:** Judging takes place at the **Tower Hill Botanic Gardens of Worcester**, 11 French Dr., Classroom C, Boylston, MA on the first Saturday of the month. Meeting will take place beginning at 10:30 AM with announcements, then an educational program beginning around 11 AM. Plants for judging, as always, should be delivered by noon; judging will start no later than 1 PM. Free, just say “Orchid Judging” at gate. Take I-495 N to Church St in Northborough. Take exit 24 from I-290 W, Church St Go Rt 3.5 mi. Central St, nearly to end, Sign on Right,. Approx.90 min. from Cape Cod Canal



All That Orchid Jazz



January 25 & 26, 2020

Save the dates

Sign-up sheets will be at the upcoming meetings

Set-up:

Wednesday Jan. 22th is Construction day, lights and props, big items are moved to the site and set up.

Thursday Jan. 23th is Display Creation day, all plants are groomed, tagged, entered for Judging and placed into various displays. We need helpers for the CAIOS display! Plant registration ends at 5:00 p.m. sharp for any additions that have not been pre-registered.

Clerks:

Friday Jan. 24th is Judging Day Both Ribbon and AOS Judging will take place. Sign up to clerk in the morning. A fantastic lunch will be provided to anyone who participates as a clerk. If you have never been a clerk don't worry it does not require a lot of experience with orchids. Plus you can learn lots about what criteria "makes a great flower/plant".

Admission-Raffle-Membership:

Saturday Jan 25th Open to the Public 9a.m. – 5p.m.

Sunday Jan 26th Open to the Public 9a.m. – 5p.m.

Need helpers to work at the Admission Table, Instant Raffle & Membership Table. Most jobs are 2-3 hour shifts. Spend the day with us – go to some of the Talks and Workshops before or after your shift. Time slots available so you are able to commit to helping out at a time that works best for you if you sign-up early. It is one aspect of the annual CAIOS event that makes it so very special to the greater Orchid Community.

Hospitality Room

Don't forget we also maintain a great Hospitality Room for workers to eat rest and socialize with others away from the crowd. We are looking for assistance in supplying the hospitality room with great homemade treats for Wednesday, Thursday, Saturday & Sunday. We will have crock pots available to heat items and coolers to keep perishable items cold. The fantastic homemade food and great hospitality is what makes this show so special for the vendors and exhibitors. So let Tina know what you can bring.

Breakdown

Sunday Jan 26th at 5:00 p.m. to remove plants and tear down lighting and equipment. Tina really needs help with the END game – of cleaning out the venue. Everything must go somewhere on Sunday evening and not everything goes to the lock-up. Tina has been frustrated more than once about being one of two or three people left at the very end. Hoping desperately that they can fit it all of the stuff into the available vehicles so they don't have to make a 2nd trip back at 9:00 or 10:00 on Sunday night. Please Sign up and stay to the end for Your Show Chair's sake!

If you can assist in our annual event please add your name to the appropriate sign-up sheet. Your participation is what makes the event a unique creation every year. Please join us!

Pre-show dinner information, hotel reservations, registration information will be posted in upcoming newsletters. Our website www.caios.org will be updated with show information as soon as it becomes available.



Announcements: Please check the caios.org website for last minute CAIOS news. Unexpected meeting cancellation or location change will be posted if necessary. www.caios.org A monthly listing of events and meetings can now be found on our website in addition to culture sheets; last minute orchid sales and helpful hints to assist your growing. We also post information on our Facebook page, stop by and “like” us and become our “friend”, then post pictures of your amazing plants! [#caiosbloomers](https://www.facebook.com/caiosbloomers)

American Orchid Society: Calling all Orchid Growers!
Become a published author, enter this WRITING COMPETITION!
2019 Dillon/Peterson Essay Prize

The theme for the 2019 competition is: Life’s Vicissitudes: how my orchids and I learned to cope. Have you had a major life change that affected how you grow orchids? For example, the adaptations you made moving from a greenhouse to a condo and growing under lights? What sort of system and innovations do you now use? Perhaps you moved from a cold climate to a warm one and had to make adjustments from heating to cooling? What did you install to cope with that? Or perhaps your knees said enough is enough and you needed to make your grow area walker or wheel chair accessible, including all the bells and whistles that you use to grow your plants. We are looking for an in depth article that goes beyond tying orchids to trees when you moved to a warm climate or watering once a week rather than twice a week. Share how you and your orchids revised the life support systems for your orchids.

Membership in the American Orchid Society is not necessary to enter the contest. **The deadline is November 30, 2019.** The winning entry, if any, will be published in the June issue of the following year.

For complete contest rules see

<http://www.aos.org/about-us/article-submissions/essay-contest-winners.aspx>

Submit all entries to the Dillon/Peterson Memorial Essay Prize at AOS headquarters: Ron McHatton, American Orchid Society at Fairchild Tropical Botanic Garden, PO Box 565477, Miami, Florida 33256

Please e-mail webmaster@caios.org with any additions or corrections.

CAIOS BOARD 2019-2020

www.caios.org

Prez. Tina Balog 508-540-5006

CO-Vice Presidents+

Marsha Frederick 508 694-6279 busywomancc@comcast.net

Brian Leib Brian.Leib@gmail.com

Secretary Lee Drescher 508-548-0155 mrstreas@comcast.net

Publicity Are you interested?

Director I Michele Wolf michelemjw@comcast.net

Director II Tom Gregg 508-540-2054 vandtgreeg@comcast.net

Show Chair Tina Balog 508 540-5006 tina@plaid.who.edu

Newsletter Lynn Schaeffer OakH35@yahoo.com

Corresp & AOS Rep. Tom Gregg 508-540-2054

vandtgreeg@comcast.net

Treasurer Dayle Carroll-Teal dayle54@aol.com

Webmaster Lynn Schaeffer webmaster@caios.org

Membership Christine Hight

christine.hight01@gmail.com

Monthly Program Chair Are you interested?

Motto: Orchids grow *Wild* where CAIOS reigns





Sunday December 8, 2019 – 12:00 p.m.
CAIOS Annual Solstice Party and Auction

THE ADMINISTRATION BUILDING OF THE CAPE COD FAIRGROUNDS
1220 Nathan Ellis Hwy, (Rt. 151) East Falmouth MA 02536 (White fences on North side of Hwy.)

December 8, 2019 CAIOS Meeting: CAIOS Annual Solstice Party and Auction NOTE Start is 12:00 NOON Potluck - Members this is the time you can express your culinary expertise by providing an appetizer, salad, vegetable(s), or dessert. CAIOS will be providing the entrée. Please send an email Marsha busywomanc@comcast.net to advise her what you intend to bring so there isn't an overabundance of one category. The potluck offerings are always exceptional and we will have a wonderful selection of orchids ready for your winning bid! Your friends are welcome to join us.

Note from Tom: GREAT RING ESTATES ORCHID DONATION. The Cape and Islands Orchid Society sincerely thanks the Ring family for the 265 plants which were donated to CAIOS from a deceased orchid enthusiast who built a greenhouse in Orleans and stocked it with good plants. On his passing, the widow donated the plants to CAIOS. We can't absorb so many plants and so have shared them with other New England Orchid Societies. Most had no labels, but a jar of labels was found. Tom's picture guide (listed on our website www.caios.org) shows flowers from the labels which may allow owners to identify most plants when they bloom. Just look for your flower on the guide. Come to the CAIOS Giant Auction on December 8 at Noon and bring a real food donation and your wallet or check. You can share this plant bonanza by winning bids on these choice plants. A late member has also given CAIOS some choice succulents for the Auction including a rare *Haemanthus coccineus*. The list of items to be auctioned will be available soon and will be sent via email and posted on the CAIOS website.

Thank you Jean Stefanik, for sharing your experience at the 22nd World Orchid Conference in Guayaquil, Ecuador with our members. It was very informative.

January 12, 2020 CAIOS Meeting 12:30 p.m.—Learn tips for orchid grooming, labeling and how to transport your orchids safely during the cold New England weather. You will also learn how to create beautiful orchid containers. Pre-Register your bloomers for our Show. You are encouraged to pre-register your plant(s) as it is much easier to remove a plant from the show list than add (especially when hundreds of plants are being registered for the show). Not sure what category to register your plant? Bring the tag and/or photo of your blooming orchid and we will help you with registration.

Raffle and Member Show Table: No Raffle or Member Show Table this month due to Auction

Orchids Questions – Answers – Helpful Hints

General Guidelines for Selecting Healthy Orchids

Most online orchid vendors are proud of their product and ship only the best. However, buying orchids in person has some advantages. Here are a few tips that will help you select a healthy orchid.

- Avoid orchid plants that are in anything less than perfect condition unless it is something that you "must have" and are willing to sacrifice the cost if the plant dies.
- Pick the plant up and inspect it. Look closely for any signs of insect pests or damage. Reject plants that show any signs of pests, even if the damage is old.
- Orchid Leaves should be turgid and not soft unless that is characteristic for the species, such as *Phalaenopsis*. While the actual color of an orchid leaf will vary depending on type, a medium to light green color indicates good health. Staining with purple anthocyanin pigment is typical for some orchids or can be an indication that a plant has received ample light.

- Orchids are only as healthy as their roots, you can tell a lot just by studying the condition of the media itself. The media you see on the top of the pot should offer a good representation of what lies below. If it is fir bark, there should be distinct pieces that resemble the original. If it is sphagnum moss, it should still be springy and retain its original form. Reject any plant that shows signs of weeds being plucked or cut or be prepared to repot the plant at the earliest possible time.
- Reject ANY orchid that shows a virus color break on the flowers or telltale streaking of the leaves
- **General Guidelines for Caring for your Newly Purchased Orchids**
- Bare root orchids are a good way to purchase hard-to-find species but require special care. Some growers soak the roots only of bare root imports in a 2-gallon bucket of water in which a quarter cup of sugar has been dissolved. A few drops of a vitamin supplement such as SuperThrive® can also be added. Soak the plant roots only for a half hour then spread them on newspaper to dry. Bare root plants should be kept on the dry side (regular misting is okay). You can then set them upright in clean empty clay pots. When roots develop, they can be potted normally.
- It is advisable to keep new purchases isolated from your other plants for a month or two to allow time to evaluate the health of the new plants. This may be especially important if you have any rare or irreplaceable orchids.
- Some growers test ALL new orchids for virus.
- Consider if you will be able to provide the proper growing conditions for your new orchid purchase. Research the culture requirements!

Members Corner: Congratulations to our winners!

Cape and Islands Orchid Society awards (as reported by Tom Gregg):



Photo by: Kelly G

Our Society Awards at Massachusetts Orchid Society Annual Show, Winchester, MA, Nov. 8-10, 2019

Displays:

Second for Society Exhibits (not bad, up against the lovely Massachusetts Orchid Society Host Exhibit)

Frosty Hollow Orchids, Martha's Vineyard (Wendy Oliver):

<u>Name</u>	<u>Class</u>
1 st . Vandofinetia White Crane	Large White Vandas
1 st . Phalaenopsis Hybrid	White with marks
1 st . Phalaenopsis Hybrid	Yellow with markings
2 nd . Vanda Coerulea	Large fl. Species
2 nd . Phal. Hybrid	Yellow, no markings
2 nd . Phal. Hybrid	Red/violet with markings

Bob Findlay:

1 st . Phragmipedium Conchiferum	Phrag. Hybrid, Near primary, no besseae
1 st . Miltoniopsis Woody Carlson 'Ardor'	Miltoniopsis Species &. Hybr
2 nd . Phragmipedium Sergeant Eric	Phrag. Hybrids, with besseae
3 rd . Miltoniopsis Lillian Nakamoto 'Tanto	Miltoniopsis. Spec.,Hybr.

Tom Gregg:

1 st . Dendrochilum cobbianum	Miscellaneous, Coel. D'chilum etc..
2 nd . Epidendrum Hybrid (violet)	Epi's, no bulbs
2 nd . Arthurara Haleakala Sunrise	Brassia intergenerics
2 nd . Ornithophora radicans	Oncidium. allied genera
2 nd . Gomesa crispa	Same(!! Note --two 2 nd 's)
2 nd . Dendrochilum magnum	Misc. Coelogynes D'chilum etc



New member Robert Findlay (pictured above) was among the members that helped with the CAIOS attendance at the Massachusetts Orchid Society Show November 2019. Thank you to all that helped! Photo by Tom Gregg

Upcoming Events:

December 6-7, 2019: Holiday Open House Orchid –Carter & Holmes Online Deals See their website for complete information www.carter-and-holmes.com.

December 7 - 8, 2019 J&L Winter Sale — 10:00 a.m. – 5:00 p.m., 20 Sherwood Rd., Easton, CT. 10% off sale on orchid orders instore and online. Discount on orders will be automatic and will start on Saturday 12:00 a.m. and end Monday 8:00 a.m. For complete details see www.jlorchids.com

December 7, 2019 Northeast Judging Center - Boylston — Boylston will hold monthly judging the first Saturday of the month at Bethaany Chapel, 54 Newbury Road, Manchester, NH - Tower Hill Botanic Garden is not available. Programming begins at 10:30 AM; plants are due by noon with judging to begin at 1:00 PM.

Send cut flowers to: Robert Winkley, 80 Florida St., Unit 9, Dorchester, MA 02124. For complete details see www.aos.org



December 8, 2019 CAIOS Annual Solstice Party and Auction

January 12, 2020 CAIOS Meeting 12:30 p.m.—Learn tips for orchid grooming, labeling and how to transport your orchids safely during the cold New England weather. Plus how to create beautiful orchid containers.

February 9, 2020 CAIOS Meeting 12:30 p.m.-Glen Decker, former owner of Piping Rock Orchids will be our speaker, topic to be announced soon. He will have plants for sale.

February 22-23, 2020 Amherst Orchid Society Show and Sale, Smith Vocational High School, 80 Locust Street, Northampton, MA Saturday 9 a.m. – 5 p.m., Sunday 10 a.m. – 4 p.m. CAIOS will be participating and is always happy for additional help. If you would like to help or have plants for the show please contact Tina. 508-540-5006.

March 8, 2020 CAIOS Meeting 12:30 p.m. Topic to be announced soon

March 21-22, 2020 Nutmeg Orchid Society Show and Sale, The West Hartford Meeting and Conference Center, 50 South Main Street, West Hartford, CT Saturday 12 noon – 5 p.m., Sunday 10 a.m. – 4 p.m. Additional information please see www.nutmegorchids.org. If you are interested in helping and have plants please let Tina know 508-540-5006

March 27-29, 2020: New Hampshire Orchid Society's Annual Orchid Show and Sale, "A Bounty of Orchids", The Falls Event Center, La Quinta Inn & Suites by Wyndham Manchester, 21 Front St, Manchester, NH. Friday -1p.m. to 7 p.m.; Saturday, - 9 a.m. to 5 p.m. and; Sunday – 9 a.m. to 4 p.m. Please see their website for additional information www.nhorchids.org. CAIOS will have a display at this show and will be looking forward to you providing your blooming orchids. If you are interested in helping please let a Board member know.

April 4-5, 2020 Connecticut Orchid Society Show, Bristol Senior Center, 240 Stafford Avenue, Bristol, CT. Details coming soon.

April 5-7, 2019 SEPOS Show and Sale, Greater Philadelphia Expo Center at Oaks, Hall "E" Friday 12 noon to 6 p.m.; Saturday 9 a.m. to 6 p.m.; Sunday 9 a.m. to 5 p.m. Regular admission \$12, pre-purchase online \$9.00. Additional information available on their website www.sepos.org

April 12, 2020 CAIOS Meeting – 12:30 p.m. Topic to be announced soon

April 15-19, 2020 AOS Spring Members Meeting will be hosted by the California Sierra Nevada Judging Center and held in Sacramento, California. Details coming soon. .

May 10, 2020 CAIOS Meeting Potting Workshop

June 14, 2020 CAIOS Meeting 12:30 p.m.-Last meeting until September

MARK YOUR CALENDAR

January 25 & 26, 2020 - *All That Orchid Jazz* –CAIOS Annual Show

Room Reservations: The Resort and Conference Center at Hyannis is offering room rate of \$87 per night double occupancy plus tax which is now 14.45%. Deadline for booking is January 9, 2020. Call 866-838-9111 to reserve your room and let them know you are booking for the Cape and Islands Show.

Vendors: We are looking to add some additional vendors for the hall space that has some horticulture and/or some unique handmade items that are unique and not duplicated by another vendor (Example- Jewelry – as we already have 2 vendors). If you are interested or know someone please have them contact Tina. 508-540-5006

Sponsors for Awards: There are awards available for sponsorship or you may sponsor an award in your name or in memory of a loved one. Award amount begins at \$50 and up. We started cash awards 2 years ago in response to comments from exhibitors and vendors. Please contact Tina as soon as possible if you are interested in sponsoring an award.

Sign-up sheets are here and available at the meeting! Consider now how you can help make the 2020 show another success. You will find additional information and description of the different areas of assistance where you can help. Confused, want more information, have any suggestion, please contact any of the Board members or Show Chairperson Tina.

A great big Thank You to Shelia Clifford for creating and ordering our Show poster and postcards. Her time and creativity are greatly appreciated!

Postcards are also available. Pick up a package and enclose with your holiday card. Do you send a Holiday Letter and would like a digital copy of the Show postcard or maybe a digital copy to post on your social media account? Email webmaster@CAIOS.org and I will forward a digital copy for your use.

Do you have a family member or friend residing in an Adult Community, Assisted Living Community or attends an Adult Day Care program? Does your town have a recreation department which may be interested in promoting our show or arranging a group trip to our show? Consider reaching out; drop off or mail a show poster with a note to see if they would like to arrange a group to attend our show in January or place our poster on a Bulletin Board in the facility. Contact Marsha Frederick 508 694-6279 regarding special group rates.

Show Plant Registration: Registration forms and information should be posted on our website within the next few weeks. Please pre-register your plant(s), even if you don't know if it will be blooming, as it is much easier to delete a plant from the show database than add one at the last minute! If you need help on how to register your plant, we will help you at our January meeting, prior to the show.

American Orchid Society Webinars: (some require AOS membership)

American Orchid Society Greenhouse Chats – There is now a listing of topics discussed during each previous Greenhouse Chat. You should also be able to locate the specific Greenhouse Chat, with information you are looking for, if you do a general search on the AOS website.



December 10, 2019. 8:30 p.m. – 9:30 p.m. **AOS Webinar** “**Conservation of Sacoila lanceolata in Florida, A Tale of Success**”, Jennifer Reinoso as she describes how a group of dedicated volunteers saved a once-common Florida native orchid. Advanced Registration (space is limited) required. The webinar is open to AOS members and non-members. Please see the website for additional information and registration. www.aos.org.

January 9, 2020. 8:30 p.m. – 9:30 p.m. **AOS Webinar** “**Orchid Travels in Peru**”, AOS judge Ken Jacobsen on an orchid adventure in Peru, home of both cool and warm growing orchids. First class seating!. Advanced Registration (space is limited) required. The webinar is open to AOS members only. Please see the website for additional information and registration. www.aos.org.

January 16, 2020. 8:30 p.m. – 9:30 p.m. **AOS Webinar Greenhouse Chat.** Presenter Ron McHatton, American Orchid Society Director of Education, and accredited AOS judge, presents a Q&A session on how to grow and care for your orchids. Advanced Registration (space is limited) required. The webinar is open to AOS members and non-members. You may submit your questions in advance to Sandra Svoboda at greenhousechat@aos.org. Please see the website for additional information and registration. www.aos.org

Do you have a good plant? Orchid Society Judging: PLEASE NOTE THE LOCATION CHANGE FOR DECEMBER 2019 (See December 7, 2019 under “Events” listed above) Judging takes place at the **Tower Hill Botanic Gardens of Worcester**, 11 French Dr., Classroom C, Boylston, MA on the first Saturday of the month. Meeting will take place beginning at 10:30 AM with announcements, then an educational program beginning around 11 AM. Plants for judging, as always, should be delivered by noon; judging will start no later than 1 PM. Free, just say “Orchid Judging” at gate. Take I-495 N to Church St in Northborough. Take exit 24 from I-290 W, Church St Go Rt 3.5 mi. Central St, nearly to end, Sign on Right,. Approx.90 min. from Cape Cod Canal





All That Orchid Jazz

January 25 & 26, 2020

How you can help!

Sign-up sheets will be at the upcoming meetings

Set-up:

Wednesday Jan. 22th is Construction day, lights and props, big items are moved to the site and set up.

Thursday Jan. 23th is Display Creation day, all plants are groomed, tagged, entered for Judging and placed into various displays. We need helpers for the CAIOS display! Plant registration ends at 5:00 p.m. sharp for any additions that have not been pre-registered.

Clerks:

Friday Jan. 24th is Judging Day Both Ribbon and AOS Judging will take place. Sign up to clerk in the morning. A fantastic lunch will be provided to anyone who participates as a clerk. If you have never been a clerk don't worry it does not require a lot of experience with orchids. Plus you can learn lots about what criteria "makes a great flower/plant".

Admission-Raffle-Membership:

Saturday Jan 25th Open to the Public 9a.m. – 5p.m.

Sunday Jan 26th Open to the Public 9a.m. – 5p.m.

Need helpers to work at the Admission Table, Instant Raffle & Membership Table. Most jobs are 2-3 hour shifts. Spend the day with us – go to some of the Talks and Workshops before or after your shift. Time slots available so you are able to commit to helping out at a time that works best for you if you sign-up early. It is one aspect of the annual CAIOS event that makes it so very special to the greater Orchid Community.

Hospitality Room

Don't forget we also maintain a great Hospitality Room for workers to eat rest and socialize with others away from the crowd. We are looking for assistance in supplying the hospitality room with great homemade treats for Wednesday, Thursday, Saturday & Sunday. Crockpot items for lunch Saturday & Sunday are needed (See sign-up sheet or contact Tina) We will have crock pots available to heat items and coolers to keep perishable items cold. The fantastic homemade food and great hospitality is what makes this show so special for the vendors and exhibitors. So let Tina know what you can bring.

Breakdown

Sunday Jan 26th at 5:00 p.m. to remove plants and tear down lighting and equipment .Tina really needs help with the END game – of cleaning out the venue. Everything must go somewhere on Sunday evening and not everything goes to the lock-up. Tina has been frustrated more than once about being one of two or three people left at the very end. Hoping desperately that they can fit it all of the stuff into the available vehicles so they don't have to make a 2nd trip back at 9:00 or 10:00 on Sunday night. Please Sign up and stay to the end for Your Show Chair's sake!

If you can assist in our annual event please add your name to the appropriate sign-up sheet. Your participation is what makes the event a unique creation every year. Please join us!

Our website www.caios.org will be updated with show information as soon as it becomes available.

All That Orchid Jazz Banquet Menu

Friday January 24th, 2020 at 6:00 p.m.

Dinner Menu

Corn Bisque Soup with Red Peppers Crème Fraiche
Fried Green Tomatoes Salad with Arugula, Parmesan and Cracked Green Olive Vinaegrette
Roast Chicken, with Avocado Mousse and Cured Tomato Demi
Cod Fish with Crab Succotash and Crispy Leeks
Pork Loin with Peach Juniper Gastrique
Roast Duck Fat Potatoes with White Truffle
Root Vegetable with Tarragon Anise Butter
Mint Julep Cheesecake
Coffee, Tea and Water
A No Host Bar will be set up onsite for your convenience by 6:00 p.m.
Dinner is to begin at 7:00 p.m.

To make reservations please remit a check by January 12, 2020 to:

Tina Balog 64 Carol Ave. East Falmouth MA 02536
Dinner Questions phone (508) 540 5006

Menu : Judge & Clerk Lunch Friday Afternoon

Yellow Split Pea Soup with Crispy Andouille
Corn Bread Panzanella Salad with Apple and Candied Walnuts and Celery Seed Vinaigrette
Chicken Confit with Maple Cider and Espeltte Pepper
Sole Meuniere with Dill Pollen and Lemon Tempura
Heirloom Grits with Goat Cheese and Chive
Chocolate Hazelnut Beignets with Chambord Cream

All CAIOS Vendors Include Meal Cost with your vendor payment if you plan to attend. Please return this portion/copy with show fee.

No. of people _____ Total @ \$45 each _____

Your Name _____

Your Address _____ Phone# _____

Your reservation will be held at the door for your party

More Show information & directions at www.CAIOS.org

Judges Lunch Friday afternoon – Please remit \$15 for anyone who wants to attend who does not participate as a Judge or clerk

No. of people _____ Total @ \$15 each _____

Name of Each Person _____



Consider giving a CAIOS Membership to someone on your gift list! CAIOS 2020 Annual Membership: New and Renewal

Membership dues annually starting in January 2020 - \$20.00
Each additional member at same address is only \$10.00 more.
Forms are also available at meetings
Please mail this form along with a check payable to CAIOS to:
Christine Hight
46 Springline Drive
Wellfleet, MA 02667
(Or -- return to any CAIOS Officer at meetings)

Name(s): _____

Mailing Address: _____

Telephone*: _____ Cellphone*: _____

Email**: _____

(**Use for Newsletter and any correspondence, late breaking news, faster, saves CAIOS postage and color will look better)

Newsletter preference: (Please check one) Email: _____ Snail Mail: _____

Please include my information in the Membership Directory Yes _____ No _____ (Please note you will automatically be included UNLESS you opt-out by indicating "No").

*Optional

Is this a gift membership? Yes _____ No _____

Announcements: **Please check the caios.org website for last minute CAIOS news.** **Last minute Show information will be posted on our home page and/or the 2020 Show page.** Unexpected meeting cancellation or location change will be posted if necessary. www.caios.org (Especially important during the winter months) A monthly listing of events and meetings can now be found on our website in addition to culture sheets; last minute orchid sales and helpful hints to assist your growing. We also post information on our Facebook page, stop by and "like" us and become our "friend", then post pictures of your amazing plants! [#caiosbloomers](https://www.facebook.com/caiosbloomers)

Please e-mail webmaster@caios.org with any additions or corrections.

CAIOS BOARD 2019-2020 www.caios.org
Prez. Tina Balog 508-540-5006
CO-Vice Presidents+
Marsha Frederick 508 694-6279 busywomancc@comcast.net
Brian Leib Brian.Leib@gmail.com
Secretary Lee Drescher 508-548-0155 mrstreas@comcast.net
Publicity Are you interested?
Director I Michele Wolf michelemjw@comcast.net
Director II Tom Gregg 508-540-2054 vandtgreeg@comcast.net
Show Chair Tina Balog 508 540-5006 tina@plaid.who.edu

Newsletter Lynn Schaeffer OakH35@yahoo.com
Corresp & AOS Rep. Tom Gregg 508-540-2054
vandtgreeg@comcast.net
Treasurer Dayle Carroll-Teal dayle54@aol.com
Webmaster Lynn Schaeffer webmaster@caios.org
Membership Christine Hight
christine.hight01@gmail.com
Monthly Program Chair Are you interested?

Motto: Orchids grow *Wild* where CAIOS reigns



Reference Photos for Ring Collection

Detached Labels found in Greenhouse, Match your flower to these pics (St B Orchid Estate 3-9, Odom's Orchids 11-27, RF 28-31)



Ring Collection 2019

1. Dend Salaya Stripe

2. Dend.(Tay Swee Hock X Sungwarn Onimsin)
= D. Bob Burns)

3. Lc Ken Stromsland



4. Lc Haussermann's Sultan

5. Lc Irene Finney, AM/AOS

6. Lc Kathleen Clarke 'Carmenita'

7. Lc Columbus Queen



8. Cattleya Landate

9. Catt. bicolor

10. Miltassia Kauai's Choice

11. Blc Cherry Suisse

12. Lc Chan Hsiu Jewel

Vanda Thai



13. Vanda Thailand?

14. Blc Robert Ferguson

15. Blc Charolette Henshaw

16. Lc Puppy Love

17. Onc sphacelatum 'Sunbeam'



18 Catt. Cat Canyon no pic

19. Blc. Saint Helena Sound

20. Vanda Somsri Thai Spot

21. Blc. Chunyeah '#17'

22. Pot. Red Dawn no pic Red?





23. Lc.



Mish



ie' L



26. Bc. Notula

Potinara Love-Love

28. Epi. stamfordianum (Fuch's Star AM/AOS X 'Robert', AM/AOS)

29. Ascocenda Sarino Kinney

30. V. Jean Morgan 'Gilliland'



31. Cattleya intermedia var. orlata Crownfox' AM/AOS



32. Pot. Walnita Char 'Red Wine'



33. Brassavola nodosa 'Remar'



34. Dar. (Darwinara = Ascocentrum x Neofinetia x Rhynchostylis x Vanda) Charm X Ascdm christensonianum



35. Cattleya labiata var. amoena 'Fowliana'



36. V. Darlene Evans (Madame Rattana x Fuchs Spotted Cat)



Keep this list somewhere, and when your plant flowers, compare your unlabeled plant to these pics. You may get lucky and have an awarded plant in a nice cork pot. It may not be on this list of the labels. Sometimes the Species Identification task force (SITF) of the AOS may try to identify some of these.

I will keep a copy for anyone to send me a pic of their plant for a try. Amen!

Tom Gregg for Cape & Islands Orchid Society 508 540-2054 vandtgregg@comcast.net

Names of labeled plants of which your unlabeled plant may be a division:



A. Eplc. Don Herman



B. Blc. Mem Grant Eichler



C. Blc. Bryce Canyon 'Splendiferous' AM/AOS



D. C. Irene Finney 'Spring Beauty' AM/AOS



E. C. Hawaiian Wedding Song 'Virgin' HCC F. ??Enc. Orchid Jungl G. Bc. Marcella Koss 'Pink Marvel' AM/AOS H. Catt. Resplendens



I. Lc. Casas Springs 'Linden' AM/AOS J. Bc. Greenwich 'Elmhurst' K. Bc. Young Min Orange 'Golden Satisfaction' L. Potinara Richard Young 'Cariad's Colette'



X



M. Bc. Hawaiian Passion HCC/AOS N. G. aurantiaca 'Crownfox' lg, sheath O. C. (G) aurantiaca X Triumph P. Bc. Empress Worsley 'Roman Holiday', HCC/AOS



Q. Lc Stonehouse R. Bc. Odom's Sweet Lemon (yellow) S. Lc. Aussie Sunset 'Cosmic Fire'