

Far North Coast Bromeliad Study Group N.S.W.

Study Group meets the third Thursday of each month

Next meeting October 19th 2017 at 11 a.m.


Venue: PineGrove Bromeliad Nursery
114 Pine Street Wardell 2477
Phone (02) 6683 4188

Discussion: September 2017
General Discussion

Editorial Team:

Kay Daniels
Trish Kelly
Ross Little
Helen Clewett

pinegrovebromeliads@bigpond.com



Statements and opinions expressed in articles are those of the authors and are not necessarily endorsed by the Group.
Articles appearing in this News Letter may be used in other Publications provided that the source is credited.

Meeting 17th August 2017

The meeting was opened at approximately 11.00 am
The 18 members present and two visitors were welcomed.
A total of three apologies were received.

General Business

Congratulations to Grace Goode OAM who celebrated her 100th birthday in July. Grace is well known for her hybridising efforts in Australia. John Crawford showed us *Neoregelia* 'Amazing Grace' this month which is one of Grace's many outstanding creations. (photo p.9)

Ross has purchased several copies of a new book titled **Tillandsia**, 380 pages of text and photos by Roberto Michieli and Paolo Michieli, one copy is for our library. Many photos are of Tillandsias in habitat taken on the author's travels, the book also has some technical information albeit the text is written in Italian.

Many hands make light work however we have been a little short handed of late, fortunately Keryn has offered to look after members' sales and Jennifer will look after our library. Thank you to those who have retired from these positions and welcome aboard Keryn and Jennifer. From now on ALL sales monies are to be paid to Keryn NOT directly to the seller.

Some discussion has been had recently regards the use of descriptive terms being used for Bromeliads, some need to be frowned upon and remember they are descriptive terms only e.g. "rubra". Others such as "variegated", "variegata" or "albo" are ambiguous terms we need to get away from. This is an issue that Geoff Lawn discussed with Dr. Alan Leslie (I.S.H.S) and he agreed that Striated, Lineated, Marginated & Median terms are O.K. as a convention (rather than a Rule) to be adopted as cultivar descriptor additions. However, such a word should not be used solely on its own as a cultivar epithet. (ICNCP 2016-(Recommendation 21G (1) (page33).

Common use of the term "albo" in brom circles usually refers to white - marginated plants, but Geoff finds that often they are anything but — pink, red, yellow, cream - edged etc. The I.C.N.C. P. rules does allow for use of Latin terminology in cultivar epithets, **but only under certain conditions**. They are better avoided if possible — I.C.N. Rules govern that. Geoff suggested adopting "Median" which Derek used years ago, Dr. Alan Leslie is content with that word to define "centrally-stripped".

We will have more discussion on naming matters in next months issue.

Show, Tell and Ask !

John showed a *Sincoraea burle-marxii*, after flowering John removed some pups from the mother plant which was not in very good condition by this stage, it was showing some signs of rot. John put a spoonful of cinnamon powder in the centre of the plant which helped dry the rot out, due to this action the plant produced another four pups. John highly recommends dusting with cinnamon powder when you cut off a pup or if you have centre rot, clean it out, dust with cinnamon and put aside for a month.

John also brought along a *Goudaea ospinae* var. *gruberi* he was a little cautious about removing the pups from himself so asked for some advice. Ross can be a bit brutal with such matters at times, so rather than assault John's plant he acquired one of his own and showed how to remove the pups. The first method demonstrated is to remove the lower leaves and basically tear the pup off the mother whereby you will have roots come with the pup. A safer less drastic method is to cut it off. One pup was left on the plant base because with repotting and feeding one may get more pups. John feeling a little more confident now to remove pups from his *Goudaea*, however he wanted to save the leaves on the mother plant in the hope of getting more pups. Being a lot more delicate Ross and John split leaves nearest to the pup to be removed exposing its base, with a very sharp knife the pup was cut free of the mother plant successfully. Allow the cut to dry then fertilise the mother plant well by dropping a fertiliser prill in each leaf axil which will give more direct fertilising and also add some fertiliser to the potting mix around the plant base and give it a good watering, re-pot the pup.

Kay showed a *Neoregelia* labelled 'Midnight Moment'. This plant is not listed in the BCR but there are sellers selling a plant with this name, however Kay feels they look very different to her plant which is greener and has longer leaves even though it has been in full sun. More research needed, due to the spotting on the leaves Ross suggested for Kay to look toward either *Neo. pauciflora* or *Neo. smithii* as a possible parent to this plant when she searches the BCR for a match. After doing a google search for *Neo. 'Midnight Moment'* it is felt that Kay's plant is the same as those on various sale sites. Kay's plant requires more 'full sun' hours to gain the same pinkish tones and shorter more stout leaves as the plants found in the google search than her own plant. (photo's p.10)

Marie showed a flowering *Androlepis skinneri* which is growing in full sun and has beautiful pink colouring on the leaves. Ross saw thousands of these growing epiphytically and on buildings in Belize, Central America. Being a dioecious species Ross and Les dissected a flower on Marie's plant and found it was a male plant. (photo p.9, article and photos p.11)

Dioecious: male and female flowers on different, individual plants. (BSI Glossary)

At last month's meeting some *Cryptanthus* 'Lisa Vinzant' offsets were shared around in the hope that someone could grow it as the published colour. Les explained *Cryptanthus* 'Lisa Vincent' is a C4 plant and in our August Newsletter the article [Photosynthesis](#) by David Higgins gives C4 details. Some very important information offered is the "C4 pathway is advantageous to plants in tropical environments with high light intensity, high temperature BUT disadvantageous to plants in cool environments or low light".

Les explained "In the hope of producing a true 'Lisa Vinzant' I have lined a small aquarium with reflective aluminium foil. A 7watt Reptile Heat mat obtained from a pet supplies keeps the overnight temperature of Lisa's potting mix at 25°C. From 4pm until 9.30pm and 5.30am to 10am a 6 watt warm white LED globe gives reflected light subdued with red onion bag fabric. The light globe also releases a small amount of heat. During the day 'Lisa' is against a north facing window, once the outside temperature is above 25°C Lisa goes against a north facing brick wall.

Les is certainly determined to 'crack the code' and we await the results Les!

Les wants to encourage more participation from the Group and more discussion to help with problems. He considers that he is too prominent in this Study Group and that we need greater member participation to gain a broader spectrum of growing tips and ideas. Think of interesting things about the plant you intend to show. Les writes a brief commentary about his show plant in case it is selected. He feels Group problem solving would be beneficial: "Heavy rain caused my plant's potting mix to become sludge. Unable to respire the roots of many plants died. I soaked each dehydrated plant for two hours in a 'SUGAR BATH' to which I added Potassium nitrate. Have you experienced a similar problem and what did you do about it? Any thoughts ?

Les showed a *Cryptanthus* 'Imposter Red' one of the dehydrated plants. As a show plant the growers comment could be: "In high light intensity its colour is blood Red. The winter colour is orange. When discovered at Cariacica, Brazil it was named *Cryptanthus glaziovii* hence the name "Imposter" as it is now considered a cultivar of *Crypt. sinuosus* and thus renamed 'Imposter Red' on the BCR". The dehydration of his *Crypt.* 'Imposter Red' has resulted in wizened leaves. Away from the parent a pup may not survive therefore Les intends to re-pot the entire plant into a large diameter squat pot and hopefully induce the pups to form roots of their own. What would you do?

For those who say one day they will get around to it, well here is your Round-Tuit: A disc inscribed "Round Tuit" and has a smiling face. When can the Editors receive your article or talk ?



Wendy showed an example of *Quesnelia* 'Farro' which is a variegated form of *Quesnelia testudo*, the breeder/ developer or if it was wild collected is unrecorded.




Wendy grows this plant in her north facing garden where it receives ample direct sunlight. Sometimes found to be a little unstable regards its variegation but well worth the effort.



Since moving out of the district and into a new home Wendy and Ian are unable to regularly attend meetings these days so it was great to catch up again. Since moving they have been busy establishing new gardens and working out the best growing conditions for their collection. As with a lot of people when moving, tags seem to get misplaced or lost, Wendy occasionally sends photos for identification, hence some photos for your participation in helping with names.



Aechmea mexicana



Aechmea caudata



Alcantarea imperialis "rubra"??



Neoregelia
'Morris Henry Hobbs'



Wendy's
Cryptanthus
needing names.



Where do I Find the Dates ?

www.bromeliad.org.au then click "Diary".

Check this site for regular updates of times, dates and addresses of meetings and shows in your area and around the country.


Smudgy 'Glyph' Vrieseas

by Derek Butcher March 2011

Note: since October 2016, many of these Vrieseas (such as Smudge Grub) based as *ospinae* var. *gruberi* cultivars, are now classified as *Goudaeas*.

This all started in 2003 at the New Zealand Bromeliad Conference when I saw in several gardens 'Glyph' vrieseas where the inner leaves had pronounced smudges. It was almost as though the leaves were growing faster lengthwise that they were able to produce the crosswise markings. I put it down to a fast growing cycle and despite interest in registering this phenomenon I said, for them to wait to see if the offsets were stable with this feature. I knew that offsetting is not a noted facet of a 'Glyph' Vriesea's life where the accent is on seed raising irrespective of parentage! Some Australians took an interest in wanting to take back plants with them to Australia but nothing has been reported as to whether this did in fact happen.

On my return to Australia I found out that Mick Romanowski of Victoria was having this happening to his *Vriesea fenestralis* and I got a plant from him. I could not get smudges and because I do not foliar feed but Mick does I put this down as the cause. Nothing further was reported!



In A. Steens, 2005, Bromeliads for the Contemporary Garden, Timber Press, Portland, Oregon, USA (cover photo and page 149) we see this smudging although the author is not sure whether it is *Vr. gigantea* or *Vr. hieroglyphica*. I took no notice of this because no attempt was made to register it.

We now know from Andrew Steens that: "The cover photo and the photo on page 149 are of a *Vr. hieroglyphica* cultivar. These are a mutation and arise at about the rate of 1 in every 3 - 5,000 seedlings. I registered one as *Vr. 'Exotica Whirlpool'* (Not in BCR!) as it did throw a pup from the mother that was exactly the same. However since then the cultivar slowly declined and I think that I have lost it altogether, although there may still be one buried amongst the collection somewhere. They appear more cold sensitive than the species." It seems the death of the plant convinced Andrew that registration was unnecessary.

All was quiet on the Western Front and then suddenly in February 2011 I had Oscar Ribeiro from Rio de Janeiro reporting his *Vr. fenestralis* was behaving badly and he wanted to register his smudgy plant as 'Adroaldo'. AND at almost the same time Peter Tristram in Australia wanted to register 'Smudge Grub' for his *Goudaea* (*Vriesea*) *ospinae*.



Goudaea (*Vriesea*) 'Smudge Grub'

I quickly discussed this with Geoff Lawn the Cultivar Registrar and we agreed it was better to allow registration because it is better to have your problems in the open than swept under the carpet.

What I find hard to understand is that 'Glyph' Vrieseas have been grown from seed for over 100 years. Why does it happen now? Is it similar to the longitudinal variegation so prevalent in cultivated Bromeliaceae? Is it viral?

The viral solution is hard to accept because this happening has occurred in New Zealand, Australia, Brazil AND Holland! It is strange that nobody in the USA or Costa Rica have mentioned this happening. It appears to be a mutation of some sort that is the cause. No sporting (asexual – with offsets) has been reported as yet.

Time will tell if this oddity is accepted by Bromeliad growers as being wanted or ignored because it looks diseased.

Any ideas or reportings of similar happenings gratefully received. Remember it is only 'Glyph-like' plants where you can easily see this growth pattern.



This photo of John Crawford's *Vriesea hieroglyphica* in our August Newsletter had this article sent in by an 'Eagle Eyed Observer' Derek Butcher. Hopefully somebody may have worked out what causes the smudges since the article was written in 2011 and may respond with an answer.



Vriesea 'Donall' has been in collections since the early 1980s with little attention being paid to the smudges. It had only been considered another form of *Vr. platynema* ?? with an unusual leaf pattern, 30 plus years on and collectors still get excited about such oddities.



Goudaea 'Sons of Tiger Tim'
1st Open and Judges Choice
John Crawford



Neoregelia 'Spring Fever'
1st Novice Dave Boudier



Tillandsia aeranthos
grown by Laurie Mountford



Billbergia 'Eipperii'
grown by Keryn Simpson



'A Dish Garden'
1st Decorative Helen Clewett



'Till Crazy'
shown by Dave Boudier



Androlepis skinneri
grown by Marie Essery



Goudaea ospinae var. *gruberi*
grown by Trish Kelly



'Logged On'
shown by John Crawford



Cryptanthus 'Evon'
grown by Les Higgins



Neoregelia 'Amazing Grace'
grown by John Crawford

Photos supplied by: Ross Little

Plants React to Light



Neoregelia 'Midnight Moment'

The amount of light hours per day a plant receives can greatly affect its size, shape, width of leaves and of course colour. The plant on the left above fits all categories described, it's stout, has broad leaves and a rosy flush indicating it receives a good amount of light hours per day compared to the plant on the right. Density of shade cloth can have an affect on plants, soft leaved plants such as Vrieseas and Guzmanias are best grown under a denser shade cloth than many Neoregelias or Aechmeas. Sandstone, beige or white shade cloth will greatly enhance the reds in many plants more so than black or green shade cloth. The closer to the shade cloth e.g. the roof of a shade house the greater the effect light has on a plant to one grown on a bench 2mtrs below.

Terms to consider when describing growing conditions:

Full sun - grown in full all day direct sun light with no overhead cover, will cause burning to many plants, care should be taken when growing in these conditions.

Morning sun - grown in direct sunlight with no overhead cover until midmorning, many plants find these conditions quite suitable.

Afternoon sun - grown in direct sunlight with no overhead cover from mid afternoon, suitable for most plants however care should be taken in summer periods for softer leaved plants.

Dappled Light - consider the tree canopy and the plants that grow at their tops, this is unfiltered light suitable for plants requiring high intensity light. Plants that grow within the canopy require less intense dappled light and then there are those on the canopy floor that prefer dim light.

When planning where in your garden to place your plants give consideration to their natural habitat and requirements according to the 'tree canopy'.

Androlepis skinneri Brongniart ex Houliet, Revue Hort. 42: 12. 1870.


Androlepis is a genus of epiphytes in the botanical family Bromeliaceae, subfamily Bromelioideae, native to Central America and southern Mexico. The genus name is from the Greek "andros" (man, male) and "lepis" (scale).

For many years *Androlepis* was considered a monospecific genus until the early 1990s when another new species which appeared related was brought into cultivation. When this new species flowered many years later it enabled the confirmation of its status as the second species of the genus as *Androlepis fragrans*.


During our travels of Central America - Mexico, Belize, Guatemala, Honduras, Nicaragua and Costa Rica we passed through each country stopping for several days in various locations. While most people in our group went shopping in local markets or relaxing around hotel pools we took every chance we could to go in search of Bromeliads. Our stop-over in San Ignacio, Belize gave us the opportunity to visit the **Caracol Ruins**, the largest ruin site in Belize with stops in the reserves caves and at various pools. To get to the ruins we had to pass through the **Mountain Pine Ridge Reserve** and for us the added bonus of seeing many



Bromeliads in habitat, not really exciting for our driver though. Our first sightings of note were *Tillandsia streptophylla* ▶ growing epiphytically on pine trees and ◀ *Tillandsia bulbosa* nearer to the river.



As we moved on through the drier forest and down into the heavily forested wet tropical zone the vegetation changed to more lush growth, here we began to see Pitcairnia, Catopsis, many different Tillandsias and Orchids. We also had our first sighting of *Androlepis skinneri* glowing pinkish red high in the tree tops and growing on roof tops. We even had a brush with some local wildlife, even though it looked scary the 'red rump' Tarantula - *Brachypelma vagans* is harmless.



Article and photos by Ross Little and Lesley Baylis - trip 2016.

Cryptanthoid Name Changes

Due to Leme et al in: Phytotaxa 318(1): 001-088. 2017

Three new genera – *Forzzaea*, *Hoplocryptanthus*, *Rokautskyia*

Summary List compiled by Derek Butcher

Old Name	New Name	
<i>Cryptanthus</i> - - - - - >	<i>Forzzaea</i>	<i>leopoldo-horstii</i>
<i>Cryptanthus</i> - - - - - >	<i>Forzzaea</i>	<i>micra</i>
<i>Cryptanthus</i> - - - - - >	<i>Forzzaea</i>	<i>warasii</i>
<i>Cryptanthus</i>	<i>Hoplocryptanthus</i>	<i>caracensis</i>
<i>Cryptanthus</i>	<i>Hoplocryptanthus</i>	<i>ferrarius</i>
<i>Cryptanthus</i> - - - - - >	<i>Hoplocryptanthus</i>	<i>glaziovii</i>
<i>Cryptanthus</i>	<i>Hoplocryptanthus</i>	<i>lavrasensis</i>
<i>Cryptanthus</i>	<i>Hoplocryptanthus</i>	<i>regius</i>
<i>Cryptanthus</i> - - - - - >	<i>Hoplocryptanthus</i>	<i>schwackeanus</i>
<i>Cryptanthus</i> - - - - - >	<i>Hoplocryptanthus</i>	<i>tiradentesensis</i>
<i>Cryptanthus</i>	<i>Rokautskyia</i>	<i>aracruzensis</i>
<i>Cryptanthus</i>	<i>Rokautskyia</i>	<i>caulescens</i>
<i>Cryptanthus</i>	<i>Rokautskyia</i>	<i>exaltata</i>
<i>Cryptanthus</i>	<i>Rokautskyia</i>	<i>fernseeoides</i>
<i>Cryptanthus</i>	<i>Rokautskyia</i>	<i>latifolia</i>
<i>Cryptanthus</i>	<i>Rokautskyia</i>	<i>leuzingeriae</i>
<i>Cryptanthus</i>	<i>Rokautskyia</i>	<i>microglazioui</i>
<i>Cryptanthus</i>	<i>Rokautskyia</i>	<i>odoratissima</i>
<i>Cryptanthus</i>	<i>Rokautskyia</i>	<i>pseudoglazioui</i>
<i>Cryptanthus</i>	<i>Rokautskyia</i>	<i>pseudoscaposa</i>
<i>Cryptanthus</i>	<i>Rokautskyia</i>	<i>roberto-kautskyi</i>
<i>Cryptanthus</i>	<i>Rokautskyia</i>	<i>sanctaluciae</i>
<i>Cryptanthus</i>	<i>Rokautskyia</i>	<i>scaposa</i>
<i>Cryptanthus</i>	<i>Rokautskyia</i>	<i>whitmanii</i>
<i>Laptanthus</i>	<i>Hoplocryptanthus</i>	<i>vidaliorum</i>

Indicates - - - - - > those most affecting collections being grown in our FNCBSG NSW area that we know of which will need their labels changed. Up-to-date species names refer to: <http://botu07.bio.uu.nl/bcg/taxonList.php>

A Brief Study into How Plants Function

by Les Higgins 2017

Part 6: Flowering.

High light intensity inhibits vegetative growth and encourages flowering by stimulating **phytohormones**. Other factors for flowering include physiological age, temperature, water stress and ample nutrition of the type to make **carbohydrate** (nitrogen as **NITRATE**).

Photoperiodic induction (Photoperiodism) is the elapsed light period essential for plants to come into flower. Extended lighting period is often necessary to make 'Long Day' Plants flower. 'Short Daylight' plants are stimulated into flowering by the use of black-out curtains. Both plant types originated in the temperate zone. Plants of tropical origin are 'Daylight Neutral' and flower without needing any particular environmental condition, a phenomena known as **autonomous induction**.

Circadian rhythms (Latin for one day) locate an event to a specific time of day.

Auxins are transferred from the roots and allocated equally to each flower bud to facilitate opening. As an example *Stanhopea* Orchids have a circadian rhythm that starts their big flowers opening at 6am. If a *Stanhopea* flower is not open by 7am it will not open that day. Occasionally the quantity of flower buds exceeds the auxin availability and all buds remain turgid for the expected flower life time (3 days for *Stanhopea*) then collapse. There is no second chance, plants work on an irreversible programme.

Flowering can be induced by applying **Gibberellic acid**. Gardeners claim "the best flowering is the one before death". Dying plants convert growth energy into Gibberellic Acid to give a maximum floral display in the hope of producing seeds. "Gibbing" plants achieve peak inflorescence for a specific time period e.g. *Chrysanthemums* are mass produced for mother's day. *Cyclamens* are 'Gibbed' for peak flowering to coincide with delivery to the retailer. Plants that are deliberately 'Gibbed' may fail to re-establish vegetative growth.

Gibberellic Acid tablets are large and scored to divide into quarters. As little as eight grams may be sufficient to treat one hundred 10cm pots of plants such as *Cyclamens*. Apply G A in various concentrations on several same species and count the number of days to achieve maximum flowering. This knowledge can be used to produce dramatic flowering for a show date.

An inflorescence can be described as:

Hermaphrodite flowers are sexually perfect comprising androecium (sexual male parts) and gynoecium (sexual female parts).

Andromonoecious inflorescences are hermaphrodite and androecium flowers simultaneously displayed.

Gynomoecious inflorescence is the combination of hermaphrodite and gynoecium flowers.

Androgynodioecious inflorescence combines hermaphrodite, androecium and gynoecium flowers.

Monoecious are androecium and gynoecium in separate flowers but borne on the same plant.

Dioecious species have flowers that are androecium on one plant and on another plant gynoecium.

Flower bud meristem tissue inducement requires more energy than shoot production. Shoots need minerals. Flowers require sugars and minerals to produce accessories including nectaries and odour whose purpose is to attract pollinators.

Odour formulation is usually the combination of two elements, very often in a prime number ratio. Odour is a weak feature in bromeliads. Among the absolute champions of stink is the Aroid family. The original description of *Heliconia muscivora*, the 'Dead Horse Arum' includes; "The stench lasts only a few hours but when in flower this plant should be viewed from afar - through a telescope". The repugnant odour attracts carrion flies and beetles. It was once suggested that chemical compound of odour could be used as an identifying feature.

Insects are the most important pollinators of angiosperms. The majority of insects locate flowers by odour and secondary influenced by colour and occasionally shape. Nectaries attract ants. Colour vision varies greatly in insects. Moths and other night fliers locate white or cream flowers. Perhaps yellow and blue flowers have the greatest attraction for bees. Vision of winged aphids is probably no more than UV and green. Long distance flying Butterflies have UV and full colour vision.

Birds are considered to have UV and full colour vision. Bird attractant is colourful flowers, especially red and with nectaries.

Flavonoids are pigments that make the pathway markers through pollen to nectar and stigma. Unseen by humans flavonoid patterns are very visible in UV to pollinators. When artificially pollinating flowers a hand held UV light is advantageous to reveal when the stigma is receptive.

Sincoraea and *Bromelia* make their very dramatic central colour change with anthocyanin pigments. Pollinator accessibility is improved by leaf collapse.

Ethylene regulates many physiological processes in plant development. A commercial widely used compound is ethephon or 2-chloroethylphosphonic acid. It synchronizes flowering and fruit set in pineapples and accelerates senescence. Bromeliads in supermarkets may be ethylene treated resulting in smaller flowers than those of subsequent pups.

There are many reasons why plants don't flower. The pH of substrate and/or water quality is the first suspect. Plants must have a reasonable store of carbohydrate. Bromeliad nutrition ratio in descending values is K,N,Ca with P in 5th position while Mg and S are often neglected. Air, Water and Light complete the nine essential nutrients and although free of charge are the most important. Soil porosity allows air movement to promote root growth that ultimately stores very dilute auxins. The natural biosynthesis of ethylene can be triggered by auxins which stimulates flowering and becomes a growth inhibitor.

The Advantage of Shallow Pots

by Les Higgins

Bromeliads are 'Mono Cots' (a single leaf emerges from the seed, hence monocotyledon). The root system is fibrous, therefore the best container has a big surface area and shallow depth allowing the roots to spread rather than be forced downward. Gaseous diffusion of CO₂ leaving and oxygen entering the substrate is largely dependent on surface area. With a cut down net pot the advantage is - increased root respiration and that makes a more vigorous growth.

To maintain moist roots in a highly porous mix the net pot should be placed in a standard pot that contains a wet rag as discussed in our June Newsletter.

A 'Dicot' has a tap root and downward branching primaries, therefore a standard pot is best suited for a dicot.

Novice Popular Vote

1st	Dave Boudier	<i>Neoregelia</i> 'Spring Fever'
2nd	Keryn Simpson	<i>Billbergia</i> 'Eipperii'
3rd	-----	-----

Open Popular Vote

1st	John Crawford	<i>Goudaea</i> 'Sons of Tiger Tim'
2nd	Les Higgins	<i>Cryptanthus</i> 'Evon'
3rd	Trish Kelly	<i>Goudaea ospinae</i> var. <i>gruberi</i>
3rd	Laurie Mountford	<i>Tillandsia aeranthos</i>

Judges Choice

1st	John Crawford	<i>Goudaea</i> 'Sons of Tiger Tim'
-----	---------------	------------------------------------

Decorative

1st	Helen Clewett	'Dish Garden'
-----	---------------	---------------

Growers Comments

John Crawford's *Goudaea* 'Sons of Tiger Tim'. He has found that if you keep the mother plant with leaves after removing pups it will pup again readily. He has discovered lots of young scale on his plants and will spray them this week, and has encouraged others to check their plants.

Les Higgins explains 'Evon' is the darkest of my red *Cryptanthus*. The colour can be genetically explained as dominant genes with ancestral throw-back. (An explanation is in the article [Genetics](#), to be issued in the November? Newsletter).

The parents of *Crypt.* 'Evon' are 'Strawberries Flambe' x 'Aunt Beulah' registered by J. Irvin 1995. *Cryptanthus* 'Strawberries Flambe' has several listed colour forms, only one is overall red and that is paler than *Crypt.* 'Evon'. *Cryptanthus* 'Strawberries Flambe' parents are (Diverse Pink X *cascade*) (*Crypt. cascade* is a dark green species that probably has a large proportion of dominant genes). Aunt Beulah is a light green and silver plant. This gives the most recent parentage as predominantly green. *Cryptanthus* 'Evon' is an example of the unpredictability of crossing hybrid with hybrid.

Like so many of my plants *Crypt.* 'Evon' is in a net pot inside a squat pot that contains wet rag. *Crypt.* 'Evon' gains a good colour in bright light under green or beige shade cloth. It is a prolific pupper well before it flowers. It has been in flower over the last two weeks.