



BROMELETTER

***THE OFFICIAL JOURNAL OF
THE BROMELIAD SOCIETY
OF AUSTRALIA INC.***

bromeliad.org.au

ISSN 2208-0465 (Online)

Vol 56 No 4 - July / August 2018.

JULY MEETING:

**Presentation on
Native Orchids -
George Oehm (and
how to keep your
Bunnings orchids
alive!)**

AUGUST MEETING:

**Mounting tillandsi-
as and other small
bromeliads.**

Photo:
Alcantarea
'Divine Plum'

Photo by
Mark Belot



BROMELETTER is published bi-monthly at Sydney by
The Bromeliad Society of Australia Incorporated.

**Deadlines for articles: 15th of February, April, June, August,
October and December, To allow for publishing in the first
week of March, May, July,
September, November and January.**

CONTENTS

Management Details	2,3,15,18,19
Plant Of The Month, Margaret Draddy Artistic Comp - <i>May Meeting</i>	4,5
New Genera <i>Forzzaea, Hoplocryptanthus, Rokautskyia</i>	6
Nidularium ' <i>Rutilan Regal</i> ' - Derek Butcher	7
Alcantarea ' <i>Silver Plum</i> ' - ' <i>pups or no pups?</i> ' Editor	8
Variiegated plants - <i>Selection & Stability</i> – compiled by the Editor	9
Autumn show Photos. /Photos Forzzaea	10
<i>Wittrockia</i> ' <i>Leopardinum</i> ' - various sources	11
2018 RHS Medal Recipients - Lydia & Ivan Hope / Bromeliads for Beginners	
- Werner Raff / Article in part , BSNZ.	12,13,14
Vale - Len Stewart / Joy Marshall	14
Plant Of The Month, Margaret Draddy Artistic Comp - <i>June Meeting</i>	16,17

COMMITTEE

President	Ian Hook (president @bromeliad.org.au)	0408 202 269
Vice President(1), & Editor	Kerry McNicol (membsec@bromeliad.org.au)	0439 998 049
Vice President (2)	Meryl Thomas	0401 040 762
Secretary	Carolyn Bunnell	02 9649 5762
Treasurer	Alan Mathew	0430 806 636
Asst Treasurer	Charlie Moraza	0413 440 677
Member	Helga Nitschke	0447 955 562
Member	Patricia Sharpley	0439 672 826
Member	Bob Sharpley	0409 361 778
Member	Joy Clark	02 4572 3534
Member	John Noonan	02 9627 5704

**BROMELIAD SOCIETIES AFFILIATED WITH THE BROMELIAD
SOCIETY OF AUSTRALIA INC.**

Bromeliad Society of Victoria.

The Secretary, P.O. Box 101, Darling. Vic. 3145

Caboolture & Districts Brom. Society Inc.,

The Secretary, P.O. Box 748, Caboolture Qld. 4510.

Cairns Bromeliad Society Inc .

The Secretary, P.O. Box 28, Cairns. Qld. 4870

Gold Coast Succulent & Brom. Society

The Secretary, P.O. Box 452, Helensvale Plaza Qld. 4212.

The Hunter Bromeliad Society Inc.,

C/- Ron Brown 59 Barton St, Mayfield. NSW 2304.

Townsville Bromeliad Study Group,

C/- Barb Davies, 5 Sharp St, MT LOUISA. Qld 4814.

NT Bromeliad Society Inc

C/- Ross Hutton, PO Box 36283, Winnellie. NT 0821

Life Members:

Grace Goode O.A.M

Ruby Ryde

Bill Morris

Ron Farrugia

Graham McFarlane

Ian Hook

OFFICE BEARERS

Book Sales & Librarian	Ian Hook
Member Secretary & Purchasing Officer	Kerry McNicol
Catering	Helga Nitschke; Lydia Hope
Raffle Sales	Peter Fitzgerald
Pots, Labels etc Sales	Ron Farrugia
Plant of the Month / Show Registrar	Terence Davis
Show Co-ordinator/s	Ian Hook / Terence Davis
Show Display	Joy Clark
Publicity Officer	Di Tulloch

Treasurer's Report

Treasurer Alan Mathew gave the following details

Operating Account to 1st April, 2018:

Opening cash at bank	\$ 27 405.15
Income:	12 298.61
Expenses	<u>6 033.43</u>

Bank Statement as at 30th April 2018

\$ 33 670.33

Operating Account to 1st May 2018

Opening cash at bank	\$ 33 670.33
Income:	1 325.60
Expenses	<u>1 257.52</u>

Closing cash at bank 31st May, 2018

\$ 33 738.41

WEBSITES

Bromeliads in Australia <http://bromeliad.org.au>

Encyc of Bromeliads <http://encyclopedia.florapix.nl/>

BSI Cultivar Register <http://registry.bsi.org/>

Florida Council of Bromeliad Societies <http://fcbs.org/>

Bromeliario Imperialis <http://imperialia.com.br/>

Facebook users: search for the group 'Planet Bromeliad' & associated 'Planets & Moons' sub-groups for Bromeliad Enthusiasts.



REMINDER

All meetings are on the 2nd Saturday of each month, Federation Pavilion Castle Hill Showground



Don't forget a mug

Material for Bromelletter - address to: editor@bromeliad.org.au

All other correspondence to:

**The Secretary, Bromeliad Society of Australia Inc.,
P.O. Box 340, RYDE NSW 2112.**

Plant of the Month Competition May 2018

Open

1st
2nd
3rd

Judge's Choice.

Till. 'Eric the Red'
Canistrum triangulare
Tillandsia fuchsii forma *gracilliss*

Carolyn Bunnell
Kerry McNicol
Bruce Munro

Members' Choice

1st
=1st
2nd
=2nd
=2nd
3rd

Till. 'Eric the Red'
xSincoregelia 'Galactic Warrior'
Tillandsia fuschii forma *gracilliss*
Cryptanthus 'Cape Coral'
Canistrum triangulare
xSincoregelia 'Andromeda'

Carolyn Bunnell
Peter Blackburn
Bruce Munro
Ron Farrugia
Kerry McNicol
Kerry McNicol

Novice

1st
2nd
3rd

Judge's Choice

Tillandsia mauryana
Neoregelia lilliputiana
Aechmea bromeliifolia

Elizabeth Mudriczki
Warril Evans
Peter Blackburn

Members' Choice

1st
2nd
=3rd
=3rd

Aechmea bromeliifolia
Neoregelia lilliputiana
Tillandsia mauryana
xSincoregelia 'Galactic Warrior'

Peter Blackburn
Warril Evans
Elizabeth Mudriczki
Dayne Bennett-Hillier

Margaret Draddy Artistic Competition.

1st
2nd
3rd

'Winter is Coming'
'My Blissful Blue Lagoon'
'Orthophytums - Dreaming as the Summers Die'

Carolyn Bunnell
Pauline Blanch
Christine Johnson

Till 'Red Eric'



Canistrum triangulare



Tillandsia fuchsii forma *gracilliss*

xSincoregelia 'Andromeda'



Crypt 'Cape Coral'



Plant of the Month Competition May 2018 cont.



xSincoregelia
'Galactic Warrior'




'Winter is
Coming'



'My
Blissful
Blue
Lagoon'

'Orthophytums
- Dreaming as the
Summers Die'



May Meeting Discussion: Warril Evans: brought in her *Till. leiboldiana* var *guttata* (now *Till. Leiboldiana* Spotted).

A question was asked regarding fertilizing tillandsias. Low nitrogen liquid fertilizers, should be sought. A good rule to adhere to in growing season (not winter in southern Australia), is to 'fertilize weakly, weekly'.

Kerry & Ian demonstrated how to separate 'grass' pups and 'leaf axil' pups from *Vriesea* and *Alcantarea*. It is advisable to allow the pups to grow as large as possible before trying to remove as you will virtually destroy the mother plant. Grass pups can be 'teased'

away from the adult when they are about pencil thickness, taking care to prise away any roots that have formed. Axil pups need to have the outer leaves of the mother taken off completely to successfully tear away the pup with some of the mother tissue with juvenile roots attached. Or a small 'gyprock saw' can be used to slice the pup from the mother at its 'growing point'.



CRYPTANTHUS RECLASSIFIED

From Bromlink June 2018 th e journal of GCSBS.

Recent DNA analysis has shown many errors in the way Bromeliads have been grouped together in genera.

It has mostly been Tillandsia studied so-far.

In the past a lot of emphasis was placed on flower structure to group into genera, but it has long been suspected this was locking us into mistakes.

Rather than simply transferring species among the old genera, new genera names are being adopted for a clean start.

There are 3 new genera – *Forzzaea*, *Hoplocryptanthus*, *Rokautskyia*

<u><i>Cryptanthus</i> Species</u>	<u>Reference</u>	<u>New Genus</u>
<i>aracruzensis</i>	Leme & Kollmann	<i>Rokautskyia</i>
<i>caracensis</i>	Leme & Gross	<i>Hoplocryptanthus</i>
<i>caulescens</i>	I Ramirez	<i>Rokautskyia</i>
<i>exaltatus</i>	Luther	<i>Rokautskyia exaltata</i>
<i>fernseeoides</i>	Leme	<i>Rokautskyia</i>
<i>ferrarius</i>	Leme & Paula	<i>Hoplocryptanthus</i>
<i>glaziovii</i>	Mez	<i>Hoplocryptanthus</i>
<i>latifolius</i>	Leme	<i>Rokautskyia latifolia</i>
<i>lavrasensis</i>	Leme	<i>Hoplocryptanthus</i>
<i>leopoldo-horstii</i>	Rauh	<i>Forzzaea</i>
<i>leuzingeriae</i>	Leme	<i>Rokautskyia</i>
<i>microglazioui</i>	I Ramirez	<i>Rokautskyia</i>
<i>micrus</i>	Lousada, Wand. & Versieux	<i>Forzzaea micra</i>
<i>odoratissimus</i>	Leme	<i>Rokautskyia odoratissima</i>
<i>pseudoglaziovii</i>	Leme	<i>Rokautskyia pseudoglazioui</i>
<i>pseudoscaposus</i>	L B Sm.	<i>Rokautskyia pseudoscaposa</i>
<i>regius</i>	Leme	<i>Hoplocryptanthus</i>
<i>roberto-kautskyi</i>	Leme	<i>Rokautskyia</i>
<i>sanctaluciae</i>	Leme & Kollmann	<i>Rokautskyia</i>
<i>scaposus</i>	E Pereira	<i>Rokautskyia scaposa</i>
<i>schwackeanus</i>	Mez	<i>Hoplocryptanthus</i>
<i>tiradentesensis</i>	Leme	<i>Hoplocryptanthus</i>
<i>warasii</i>	Pereira	<i>Forzzaea</i>
<i>whitmanii</i>	Leme	<i>Rokautskyia</i>
<i>Lapanthus vidaliorum</i>	(OBC Ribeiro & Paula) Louzada & Wand	<i>Hoplocryptanthus</i>

Nidularium 'Rutilan Regel'

by Derek Butcher Oct 2017



To the *Nidularium* grower these two words will sound familiar and will be the registered name for an old survivor which went by the illegal name of *Nid regelioides variegata* or *Nid rutilans variegata*. It has been around for over 40 years but nobody has reported when or where it sported/mutated.

The Taxonomist needs to know who collected a plant in the wild and where, before he considers it worthwhile to make a herbarium specimen and formally describe it.

The Cultonomist also likes to know where a plant originated! And recorded.

The Grower in many cases, takes the easy way out by using quasi-botanical names.

Plants evolve in the wild where it is mostly, survival of the fittest. Plants in cultivation face a different sort of survival depending on the whims and fancies of growers. When the BCR was first published in 1998 there were a few *Neoregelia* names published with the comment "Grace Goode indicated that she felt this plant was not still in cultivation". The problem here was that when I was Registrar after 1998 I came across some that had actually survived. In other words nobody knows where or how selected plants survive in captivity. The more you read the BCR entries the more you realise that some of them are seemingly extinct after only a short space of time i.e. 5 years whereas others have survived. In this case it has survived since the 1980's. In fact it got a mention in *New Standardized Cultivar Names* by Nat De Leon, BSI Hybrid Registrar in *Journ Brom Soc* 35(1): 34-37. 1985 but regrettably not according to the ICNCP rules on variegated plants. I quote "*Nidularium regelioides* 'Variegata' (syn. *rutilans variegata*)"

I put my query to Ross Little and he confirmed he had this plant alive and had been popular with the Buchanan's when they owned Pinegrove nursery. Their records showed they had received the plant from various sources as follows BBK #350, *Nidularium rutilans variegata*, 4/83 Schaefer, 4/85 Sax, 8/85 Goode, Schaefer, 1/86 Wasley, 6/86 Gleeson.. None had claimed being the first to notice the variegation so it would appear it originated in either Europe or the USA. I did consider Brazil but Seidel does not have it in their catalogues. It is in Kent's 1979 catalogue under *Nid rutilans variegata* and in 1981 *Tropiflora* under *Nid regelioides variegata*. Sometimes the primary bracts can be variegated too.



As for the name, you can thank Ross Little for that.

So . . . 'Alcantarea Silver Plum, Divine Plum & the like, DON'T GROW PUPS !'

Collated by the Editor, from anecdotal comments
by Mark Belot & Bruce Dunstan



Inflorescence

This 'myth'/'old wives' tale' has been circulating since these hybrids went on sale, way back around 2010. I heard this around then and was resigned to having to buy more if I wanted more than one, since seed raising was not an option for me (my first plant has not even flowered yet).

I asked Ross Little, of Pinegrove Nursery in Wardell, for the reason these plants don't pup. His comment was, '*I was told it is*

regarding the seed parent, Alc. Imperialis discolor being from a higher altitude than other imperialis, discolour apparently doesn't pup adventitiously.' He then suggested I contact Bruce Dunstan as he would know more.

Bruce commented, '*From my experience we did get adventitious pups from Silver Plum. The seedlings needed to be planted high and the basal area where the pups emerged was exposed. It probably didn't produce as many as some other clones but never the less, did. We also had good adventitious pup production on some NZ imports that we named Purpurea and Arno.*

There are a number of separate populations of Alc imperialis in habitat and I was told the broader leaved form that was subsequently named Skotak's Purple comes from a different region than most other commonly cultivated forms from the Organ mountains, but I couldn't comment on whether altitude plays a part in adventitious pup production.

What I would say is that occasionally imperialis do pup after flowering.'



Leaf axil pups

I approached Mark Belot for a comment about his experience, as he has had great success in flowering Alcantareas. '*It was 16 months after my Alc. Divine Plum had finished flowering before leaf axil pups (of which there are 4 so far) and grass pups first appeared. The other plant*



Grass pups

bought at the same time has shown no sign of flowering.'

Photos by Mark Belot

There you have it, you can't argue with experience, they DO grow pups!

Variegated plants - Selection and Stability.

The final article on variegation looks at selecting , stabilizing and propagating variegated plants. References are from Eloise Beech's presentation at 'SUNNYBROMS' and anecdotal information from John Catlan Mark Belot (photos) and the Editor.

Eloise Beech has led an interesting life but now has the enviable job of growing-on, stabilizing and distributing Chester Skotak's Neoregelia hybrids. Eloise has spent over 12 years , grown nearly 700 clones and between 3 and 10 years per variety, to develop a stable clone to be distributed. Add on the 1 to 3 years it takes Chester to pollinate, collect seed and grow it on before selecting and clone for Eloise to work with.

There are three types of variegation that are looked at when hybridizing and selecting clones for propagation, marginated (stripe on leaf margins), variegated,(stripe in the middle of the leaf) striated/ lineated (fine stripe along the leaf) . When parents are selected for hybridization, the mother should be a 'striated' plant (medio-variegated usually have all green seedlings, albo-marginated mothers usually produce only albino seedlings). Form shape and size of parents is also a factor.

When selecting seedlings, variegated and marginated patterns are chosen, striated or lineated seedlings are avoided as they are consistently unstable, i.e. the pups they produced have uneven or inconsistent patterns. Most success is gained from marginated plants, though there is no guarantee for stable offsets.

Non-variegated pup from non-variegated side of mother



When plants selected are of a reasonable size, the centre growing point is 'stabbed' or 'punched' with a screwdriver to destroy the growing point. This shortens the time taken to produce pups from , sometimes many years, to a few months , as it forces the plant into survival mode and it begins reproducing pups, often within a few months. If the plant is inconsistently variegated it is potted with the poorer side tilted to the potting medium and the best side towards the most light. This process can be done over many generations and take years, keeping the best plants and discarding inferior ones. Each plant is individually tended and inferior pups cut off when they are detected.

It is important to be ruthless and maintain strict standards in the selection process. If this has been done effectively , we can buy a plant knowing that it will, more than likely produce offspring with markings consistent with the parent. This is why it is important to purchase registered, named plants as the responsible hybridizer has followed the above process, taking many years to select out the best clones.

FINALLY, some pups can appear 'Novar' but grow into thier variegations, so cull judiciously!



Neo 'Groucho', a very stable marginated Skotak/Beech selection

Albino pup



'Novar' on lower leaves.

Autumn Show Competition Photos 2018

Apology: the 'Artistic' photos were inadvertently left out of our last Bromeletter.



1st 'Trio of Orthophytums'



2nd 'The Cliff Face'



3rd 'Frogs on a Log'



Forzzaea warasii



Forzzaea micra photo by P L Viana



Forzzaea leopoldo-horstii

**Now Forzzaea species,
was Orthophytum**

Wittrockia 'Leopardinum' in flower in the Far North

– Notes and photos by Di Timmins

Reprinted in part from
'Bromeliad' journal of the Bromeliad Society of New Zealand—Aug 2017



Many of us have had a *Wittrockia 'Leopardinum'* plant in our collection for a long time, waiting patiently for the day we might be gifted with a flower. For most of us it turns out to be a no show. Fortunately the plant is an attractive specimen, growing to nearly a metre across in pat shade, and sporting attractive brown spotted markings on its green foliage in higher light.

The long wait turned out to be too much for Gerry Stansfield. In 2001 he seeded his plant with an ethylene pill to induce it to flower. He wanted to further investigate the centuries long debate about this plant, brought into domestic cultivation in 1888, as to whether it is a true species, or a kind of hybrid.

The dissected flower was studied by Elton Leme and others and the Bromeliad cultivar Registry now calls this plant *Wittrockia Leopardinum*, a cultivar of *Wittrockia gigantea*.

Erin Titmus has a beautiful garden in Kerikeri (NZ). One of the three pups from her original plant has done the unthinkable, and flowered.

*From Notes by Derek Butcher: In "Canistrum" (1997) Leme treated *C. leopardinum* as a species and considered it to be synonymous with his *Wittrockia gigantea*. Leme . . . mentioned he had seen *C. leopardinum* in Australia and I knew he had been to the Australian Bromeliad Conference in Brisbane in 1993. In the description for *W. gigantea* Leme does not mention any spotting of the leaves it transpired that there were two 'leopardinums' in Brisbane - one with concolorous leaves and one with spotted leaves. Did Leme see one or both forms? Was Leme incorrect? Was *C. leopardinum* a hybrid? In the description for *W. gigantea* Leme does not mention any spotting of the leaves but this information has been published for *C. leopardinum*. This supports my view that he did not see the spotty leaved non-flowering plant in Queensland. I believe that *C. leopardinum* is very close to *Wittrockia gigantea* and intend to treat this cultivar as a form of *W. gigantea* and not a hybrid.*

RHA Medal Recipients 2018

Lydia & Ivan Hope

It took us quite a while to catch up with last year's recipient, so we thought we would take the opportunity to ask our guest speaker, Judy Horton to present this year's medal.

Lydia and Ivan have been long time members of the BSA. Travelling from their home north of Sydney to the meetings and shows at Burwood. A few years ago they decided to sell up and move to the Central coast of NSW. It didn't take long to realise that they were just too far away from the lifestyle they loved (or maybe they missed us??) , and once again moved back to the Sydney basin. They slotted back into their bromeliad routines quickly and found themselves once again at monthly meetings. Lydia has been a tireless worker at our meetings and shows, usually preferring to stay 'low key' and quietly go about doing what has to be done in helping make things flow smoothly. Ivan claims to be 'just bringing Lydia' to the meetings. But he is always around to help out, and gives Lydia support when needed. For many years they both separately exhibited plants and taught us all how

to grow first class winning specimens, especially Lydia's Cryptanthus, but ill health brought a halt to this several years ago.

Despite Ivan's health they still make it to meetings and selflessly help others whenever they can. Though Ivan's health has not been the best in recent times, they still make it to as many meetings as possible. Ivan still has his 'dry' sense of humour and Lydia her broad, happy smile.

It takes many dedicated people to keep groups such as the BSA running smoothly, these are just two such people, and we thank them their long time service to, and support of, the society.



What Every Bromeliad Grower Should Know

Adapted from a talk given by **Werner Raff** one of our more experienced growers.

A few years ago, the bromeliad collection of one of our newer members grew & grew, so she decided to build a timber bush-house for her plants.

A few days after the bromeliads were moved into the bush-house she noticed **That some of them were turning brown and within a week had turned into a soggy mash.**
Why?

The bush-house had been built using **treated pine**. Treated timber, like pine, contain salts of heavy metals such as **copper, lead, chromium and cadmium**.

Heavy metals and their salts are deadly to bromeliads. (Much of our outdoor play equipment and out-houses, before 2006, when the use of these salts, was banned, were built wholly or partially from 'treated timbers'). Other potential 'copper contacts' are fungicides containing copper and ornamental copper watering cans and other pots and ornaments.

Older buildings, which may be undergoing some form of renovation, may have had lead based paints in/on them. Paint dust can be blown quite a distance.

If collecting rain water from the roof, any lead flashing used may contaminate water for bromeliads.

Silicon which is present in sealers and some glues, can also kill bromeliads. If you are planning to use a glue to secure bromeliads to a mount, **READ THE CONTENTS**, before you begin. Many growers use *Selley's Liquid Nails* but be sure to get the water-proof sort

Getting to know your Bromeliads.

(Adapted from BSNZ.inc Growing tips for Beginners - Graham Barclay)

You need to identify what (the genus) bromeliad you have, as different bromeliads require different growing conditions to look their best.

- As a general rule, free draining mix, very minimal or no fertilizer for best colour, keep centre cup and leaves and soil well watered in warmer months, drier in colder months. Keep roots moist, not dry or soaking wet (cause of browning lower leaves and leaf tips). Generally like bright light, better suited to outdoors than indoors. Protection from frost is generally needed.

Neoregelia/Aechmea/Billbergia/Quesnelia/Wittrockia/Portea

- Thick, stiff, spiny, darker or deep red coloured leaves, generally will handle very bright light/minimal shade to full morning sun.
- Soft, thin leaves, small/no spines, generally requires dappled/semi shade, protection from direct sun.
- Most types suitable for epiphytic tree mounting

Vriesea/Alcantarea/Tillandsia. (Green Leaf Forms)

- Stiff or plain green/grey/dark red colouring to leaves, generally will handle very bright light/minimal shade to morning sun.
- Patterned leaves, generally requires dappled/semi shade, protection from full sun.

Vriesea and *Tillandsia* suitable for epiphytic tree mounting if desired, *Alcantarea* best planted in the ground or on / around rocks. All must have frost protection.

Tillandsia (Grey Leaf Forms – 'Air Plants')

- Do not plant in soil – should be glued to driftwood/cork/trees/rocks/hanging baskets etc.
- Many do not require any specific watering/fertilizing to grow – good air movement, rain and humidity is enough. However, some are sensitive to cold and DO require regular spray misting and/or feeding. Information from the seller and research is advised for all varieties. Most types are suitable for both indoors and outdoors.

Nidularium/Guzmania/ Cryptanthus

- Soft, thin leaves, small/no spines, requires dappled/semi or full shade and protection from direct summer sun.
- Suitable for both indoors and outdoors. Generally not recommended for epiphytic tree mounting.



Vale Leonard Claude Stewart
18th October 1923 - 28th February 2018

We have learned recently of the passing of one of our long time members of the BSA, Len Stewart. Len was a member since 1995, and very active in the Society when it met at Burwood. Like us all, he found the uniqueness and beauty of bromeliads too hard to go past. He was a collector of some note and, no doubt passed his enthusiasm on to his family. One of the jobs he did was to record the plant entries for competitions into a very large ledger-type book by hand. He always shared a fruit cake on the Saturday of the shows that his daughter, Narelle, made. His other daughter, Diane Cornale has carried on his obsession, even moving to warmer climes to facilitate the much more vigorous growing of a wider variety of bromeliads.



Our thoughts are extended to Len's family at this time.

Vale Joy Marshall

...sad passing of Joy Marshall on May 6th 2018

Joy and John happily ran the Florist shop in Chester Hill for about 12 years. During all this time our past President and VIP Keith Ryde plied them with advertising for the BSA and Shows and we gained many members and visitors as a result.


Joy and John sold the Florist in the early 90's and their spare time was soon taken up by joining the BSA and getting 'the addiction'. Joy jumped right into displaying, selling, and competing (and winning) at meetings and Shows until a few years ago, when her health slowed her down.

Their tireless, friendly companionship for over 20 years is sadly missed. Most of Joy's Bromeliads have been donated to the BSA over the last few years and reading 'Bromeletter' was her favourite substitute for gardening, right up until the night of her death.


John still has a few in the garden which, together with family in Sydney, is keeping him busy.

Dyckia/Orthophytum/Puya (Knowing your bromeliads .. Cont)

- Stiff, spiky leaves, most will handle full sun and frost.
- Like very free draining mix and large pots. Fertilize in warmer months for larger size, and keep soil well watered in warmer months, drier in colder months. Keep roots moist, not dry or soaking wet (cause of browning lower leaves and leaf tips)
- Must have very bright/direct light for best colour, better suited to outdoors than indoors.



Meet some new faces!



We continue to attract new members into the Society and would like to welcome our most recent enthusiasts:

Robin McIntyre; Shirley, Jon & Larissa Heppenstall; Ray Henderson; Karen Glover; Brian Prince; Errol Ryan; Roger Weatherstone; Bill Homer and Annamari Kilpinen

If you would like to become a Member, please see details below.

MEMBERSHIP APPLICATION:

ANNUAL SUBSCRIPTION: Renewal is due **1st January** for membership year January to December.

Annual Membership:	Australia	A\$25
Overseas Membership:	Asia/Pacific Zone	A\$40.
	Rest of the World	A\$45.

New Membership requires a \$5 joining fee, plus Annual Subscription. (Those joining after our spring Show are covered for the following year.)

Note: Un-financial members must add \$5 rejoining fee when re-applying for membership.

Members will become 'un-financial' if renewals have not been received by the end of our Autumn Show.

MAIL ORDER PAYMENTS BY MASTERCARD/VISA. (Subject to A\$10.00 minimum.)

Members using Mastercard or Visa mail order facility should provide the following details, printed clearly in block letters, on a separate sheet of paper:

- Name and address of **MEMBER**.
- **TYPE** of card (Visa, Mastercard)
- **CARDHOLDER** name details, as shown on card.
- Mastercard/Visa **number** and **expiry date**.
- **CARDHOLDER** signature (essential).
- Payment details (membership renewal, book purchase, postage, etc.) with \$A amounts for each item.
- A 3% surcharge for this service will be made.

Plant of the Month Competition June 2018

Open

- 1st
- 2nd
- 3rd

Judge's Choice.

- Till.* 'Eric the Red'
- Vriesea racinae*
- Cryptanthus* 'Elaine'

- Carolyn Bunnell
- Carolyn Bunnell
- Ron Farrugia

Members' Choice

- 1st
- 2nd
- 3rd

- Till.* 'Eric the Red'
- Vriesea racinae*
- Tillandsia stricta*

- Carolyn Bunnell
- Carolyn Bunnell
- Lydia Hope

Novice

- 1st
- 2nd
- 3rd

Judge's Choice (photos p17)

- Tillandsia* 'Rutschmann's Orange' Harold Kuan
- Tillandsia* 'Samantha' Harold Kuan

- Neoregelia* 'Skotak's Orange Crush' (was Freddie) Harold Kuan

Members' Choice

- 1st
- 2nd
- 3rd

- Tillandsia* 'Samantha'
- Wallisia cyanea*

- Harold Kuan
- Warril Evans

- Neoregelia* 'Skotak's Orange Crush' (was Freddie) Harold Kuan



Till. 'Eric the Red'



Vriesea racinae



Cryptanthus 'Elaine'



Tillandsia stricta

Margaret Draddy Artistic Competition.

1st	'Swirl'	Pauline Blanch
2nd	'Reclaimed'	Carolyn Bunnell
3rd	'Winter is on My Head but Spring is in My Heart'	Christine Johnson



June Meeting Discussion

Terry Davis showed us the seeds we sowed of *Quesnelia* 'Farro' in our demonstration at our February meeting.

(How are yours going?)

Ian Hook brought in a 'plant common in Sydney but wrongly named *Billbergia Breuteana*



Our June Speaker **Judy Horton** gave a very entertaining & informative talk on gardening history in Australia.

LITERATURE for Sale

<http://www.bromeliad.org.au/Contacts/BSALibrarian.htm>

TITLE	AUTHOR	PRICE
Bromeliads for the Contemporary Garden	Andrew Steens	\$20.00
Bromeliads: A Cultural Manual (Rev. ed. 2007)	BSI	\$ 6.00
Bromeliad Hybrids 1: Neoregelias	Margaret Paterson	\$25.00
Bromeliads Under the Mango Tree	John Catlan	\$10.00
Bromeliad Cultivation Notes	Lyn Hudson	\$10.00
Tillandsias My Way	Bob Hudson	\$13.00

Growing Bromeliads— 3rd Ed. by BSA is out of stock.

Reprinting negotiations are under way. *Watch this space! (Nearly there)*



SEED BANK

Thanks go to all those who have donated seed.

Seeds cost 50¢ per packet for Members and Seed Bank supporters
(plus postage) or \$1 per packet (plus postage) for all other enquiries:

Enquiries for seeds should be directed to

Terry Davis

(02) 9636 6114 or 0439 343 809

Below is the list of seed to our Seed Bank. For a full list please go to

bromeliad.org.au

<i>Dyckia</i> 'Little Red Devil' F2 selfed (almost black with white spines)	Jan 2018	Terry Davis
<i>Neo. kautskyi</i>	Jan 2018	Terry Davis
<i>Quesnelia</i> 'Farro'	11/02/18	Kerry McNicol
<i>Tillandsia ionantha</i> (Guatamalan form)	20/04/18	Terry Davis

Seed has been moving quickly, especially the more recent additions.

SO if you have seed to donate please send it in, or bring it to our next meeting.

What's ON

14 July 2018 - BSA Meeting - speaker *George Oehm* - Native orchids

13,14,15 July 2018 - *Nambour Garden Festival*, Nambour Qld.

18th - 22 July 21st Australasian Orchid Conference.

29th July - Hills district Orchids Open Day

}

See Diary on our website for details

11 August - BSA Meeting - Demonstration/mini workshop—Mounting Tillandsias and mini bromeliads (small quantity supplied, please bring in donations if you can) onto driftwood (supplied).

COLLECTORS' CORNER

BROMELIADS – a large colourful range of Bromeliads, both species and hybrids of many genera. Includes a very large range of Tillandsias. A mail order list of Tillandsias is available upon request.

We also specialize in orchids, cacti, succulents, hoyas, bonsai and carnivorous plants, PLUS gems, fossils, natural history, books and much MORE!



810 Springvale Rd., Braeside
VIC 3195

PH: 03 9798 5845, FAX: 03 9706 3339

E-MAIL: sales@collectorscorner.com.au

WEBSITE: www.collectorscorner.com.au

Open 9am-5pm 7 days a week.

M. J. PATERSON

212 Sandy Creek Road,

GYMPIE QLD 4570

A Large Range of Bromeliads For Sale, especially our own hybrid Neoregelias, Tillandsias, Cryptanthus and Vrieseas

Do call in if you are up this way.

But, please, phone first.

Phone/Fax: (07) 5482 3308.

E-mail: wm_paterson@bigpond.com

Also available

Bromeliad Hybrids. "For My Own Satisfaction" Book 1.

Neos. "For My Own Satisfaction"

Book 2. Crypt., Til., Vr., etc.

Books available on-line at

www.bromeliad-hybrids.com

MIDHURST BROMELIAD NURSERY

Specialist Growers of Tillandsias and Other Genera.

Hard grown to suit all Australian conditions.

Wholesale and Mail Order only.

**WRITE FOR FREE PRICE LISTS OF TILLANDSIA
AND OTHER GENERA TO:**

P.O. Box 612,

Hurstbridge, Vic. 3099

Phone: (03) 9718 2887.

Fax: (03) 9718 2760

E-mail: mossy@melbpc.org.au

FOREST DRIVE NURSERY

Prop: Peter Tristram.

C/- P.O. BOX 2, BONVILLE NSW, 2441

(a few miles south of Coffs Harbor.)

Specialising in SPECIES and VARIEGATES from mostly imported stock.

TILLANDSIAS to titillate the most discerning fanciers.

Beautiful VRIESEAS (including 'silver' species).

GUZMANIAS, AECHMEAS, NEOREGELIAS, etc.

Visitors welcome—phone first: (02) 6655 4130 A.H.

Send S.A.E. for MAIL ORDER list of quality plants.

POSTAGE

PAID

**PRINT
POST**

PP246537/00007



***If undelivered, return to:
Bromeliad Society of Australia
P.O. BOX 340, 2112
Ryde NSW
BROMELETTER
Print Post Approval
No. PP100001193.***