


















Local Reference	Group Value	Selection Criteria	Date	Use	Reason for inclusion	Description	Picture
Cheveley							
BL1 Wall to Recreation Ground	No	A2, B1, D2, E1	1700-1840	Boundary Treatment	The wall retains evidence of earlier phases of construction and is included primarily for its relationship with the historic Cheveley Park. The wall is one of the last surviving in situ features of the historic park land associated with the now demolished Cheveley Hall.	The wall now forms the boundary to the village recreation ground. It extends for a considerable distance along High Street and it forms a prominent and positive feature within the street scene.	
Chippenham							
BL2 Village pump, High Street	Yes (Bus Shelter)	A2, C3, D2	1700-1840	Street Furniture	The pump appears on the 1920s Ordnance Survey map of the area and appears to be in its original position. It is included for its strong visual presence within the street scene as well as being a good example of the type.	The pump, including its housing, is a prominent feature within the street scene. The housing has an interesting roof structure of a similar design style to the bus shelter opposite. The pump was still in use by the community until 1948 and was restored in 1993.	
BL3 Bus Shelter / War Memorial, High Street	Yes (Pump)	A5, B3, D1, E2	1948	Street Furniture / Memorial	The shelter was constructed in 1948 by the owners of Chippenham Park and is included for its dual purpose as a war memorial as well as a piece of street furniture. Constructed in similar materials to the water pump opposite, the structure has important social significance to the local community.	The shelter is constructed of a brick plinth with a hipped slate roof and features a deep overhang detail at the eaves. The memorial is located inside the structure and is very simple in nature, featuring a small wooden plaque commemorating the lives of those who died in both the 1 st and 2 nd World Wars.	




Dullingham							
BL4 The Old School, Stetchworth Road	No	A3, C5, D3	1875-1878	Residential	The property is included due to its architectural quality and the survival of a number of original features, such as the school bell, railings and wall to the front of the site. The original use was as the village school until 1976 and as such the building has a social significance to the local community.	The school was constructed between 1875 and 1878, when the school board was established. Constructed of gault brick with a slate roof, The building dates from a period when there was a surge in the construction of schools following the 1870 Education Act. Parish schools were generally built using local materials and board schools have many common features; most are simply designed buildings constructed of brick or stone with large windows and a high roof for good light. The scale of these buildings often made them enduring local landmarks. The property is now in residential use.	
BL5 Polychrome Cottages, Station Road	Yes	A3, B2, C1, C2	1840-1914	Residential	The cottages appear on the 1884 Ordnance Survey map of the area and are included primarily for their architectural quality and visual prominence in the street scene. The properties have been designed as a group of four and have striking brickwork detailing. They are unique in the village and make a positive contribution to the character of the area.	As attractive pair of Victorian semi-detached cottages set back from the public footpath with small front gardens and low level boundary walls. They are of red brick and peg tile construction and feature small porches and decorative brickwork detailing at the window surrounds, first floor banding and quoin detail. The cottages are characteristic of estate housing built during this period; being reminiscent of workers cottages found in contemporary model villages.	




<p>BL6</p> <p>The Boot Public House, Brinkley Road</p>	<p>No</p>	<p>A2, B2, C1</p>	<p>17th – 18th century</p>	<p>Public House</p>	<p>The building is located in a prominent location opposite the village green and the pub is an important social meeting place within the village. Whilst altered and extended, there remains a lot of historic features that survive. The building was purpose built as a public house and retains much of its original form and function, despite modern alterations/extensions. The building makes a positive contribution to the character of the street scene.</p>	<p>The property dates from the mid 19th century and is a good example of a traditional public house. It comprises of three distinct parts and is constructed of rendered brick work with a tiled roof. There is evidence of older construction and retention of traditional features, the property also features two end stacks.</p>	
<p>BL 7</p> <p>The Kings Head Public House, Coach House & outbuildings, Stetchworth Road</p>	<p>No</p>	<p>A2, B2, D2</p>	<p>17th – 18th century</p>	<p>Public House</p>	<p>The King's Head is the oldest public house in the parish and has been in continued use as an alehouse since 1728. Located in the centre of the village, the building retains many of its original features and sits in an extensive courtyard of flint outbuildings.</p>	<p>A rendered property with a tiled roof, the building features four flat roofed modern dormers to the front and a centrally positioned modern porch. Four three bay casements to the ground floor and two end stacks and ridge stack. The pub retains a number of large outbuildings, including a large flint coach house to Stetchworth Road. The outbuildings are all or flint construction with slate roofs and they all contribute to the unique character of the building.</p>	
<p>BL8</p> <p>Platelayers Hut, Dullingham Railway Station</p>	<p>Yes</p>	<p>A3, B2, C3</p>	<p>17th – 18th century</p>	<p>Infrastructure</p>	<p>A very small building that was once found commonly around the country. Surviving examples are now very rare; it is believed that some original features survive internally. The building is included for its rarity and architectural interest.</p>	<p>This type of hut was constructed at regular intervals along most railway lines in order to store tools and equipment as well as provide shelter for workers. They fell out of regular use in the 1970s when the practice of assigning track workers (platelayers) to specific lengths of track was no longer in use. The hut is constructed of brick walls with a slate roof and is currently in relatively good condition.</p>	



<p>BL9</p> <p>Signal Box & Crossing, Dullingham Railway Station</p>	<p>Yes</p>	<p>A3, B2, C3</p>	<p>17th – 18th century</p>	<p>Infrastructure</p>	<p>In a prominent location at one of the main entrance points into the village. The signal box is a good example of its type and not many survive in situ. The building is included for its architectural interest and its intactness.</p>	<p>Dullingham railway station is located about 1 mile NW of the village and opened in 1848. The signal box is of a typical design that you would expect to find for this type of infrastructure and retains its timber windows to the front and side as well as its timber staircase. The box initially only controlled the level crossing, but was converted to a block box. Unfortunately the Station building itself was lost and only the old toilet block remains.</p>	
<p>BL10</p> <p>Mission Hall, Dullingham Ley</p>	<p>No</p>	<p>A2, B2, C3, D3</p>	<p>1884</p>	<p>Residential (was ecclesiastical)</p>	<p>Although the building has been adapted for residential use, the frontage remains relatively unchanged despite the large extension to the rear which is not visually dominant. The building is included for both its social and architectural significance.</p>	<p>A brick built property, believed to date from 1884 when a congregational minister from Cheveley established a mission room at the west end of Dullingham Ley. In 1916 it had six lay preachers, but by 1965 membership had dwindled to 5 people and the building was sold and converted into residential use.</p>	
<p>BL11</p> <p>Wesleyan Chapel, Village Green</p>	<p>No</p>	<p>A2, B2, D3</p>	<p>1823</p>	<p>Residential (was ecclesiastical)</p>	<p>The building is an important remnant of the social history of the village and is a rare surviving example of its type, illustrating the simplicity of Wesleyan architecture in a rural setting. The building is unobtrusive and rare in its survival.</p>	<p>This is an early 19th century building of standard design for its type. It is clad in corrugated iron and survives in near original condition. The inscription state “Wesleyan Chapel erected 1823. Peace on earth, and below Enlarged 1962”. The building is now in residential use.</p>	
<p>ELY</p>							




<p>BL12</p> <p>Ely Cathedral Conference Centre, Cathedral Green</p>	<p>No</p>	<p>A4, C4</p>	<p>1967</p>	<p>Community</p>	<p>A starkly modern, almost Brutalist, architectural style set in a historically sensitive location, the building is a prominent feature in the street scene whilst being designed not to detract visually from the significance buildings around it. The building is a good example of 20th century municipal architecture and was awarded the Civic Trust Award in 1967.</p>	<p>Built as an education and conference centre for the Church of England, the building was designed as the County Council Library by County Council Architect Michael Francis. Constructed of red brick with a large hipped roof and low level parapet detail, the building has a strong vertical emphasis with modern linear windows breaking up the façade.</p>	
<p>BL13</p> <p>Victoria Fountain, Archery Crescent</p>	<p>No</p>	<p>A3, B1, B3</p>	<p>1897</p>	<p>Monument</p>	<p>The monument is an important part of the town's social heritage and is a well known and loved local landmark commemorating the Jubilee of Queen Victoria.</p>	<p>The monument was originally erected on Market Place in 1897 and was relocated to Archery Crescent in 1939. Constructed in the arts and crafts style with some gothic elements, the structure is a well loved local landmark.</p>	
<p>BL14</p> <p>Nail Pro, Buttermarket</p>	<p>No</p>	<p>A2/3, C1</p>		<p>Commercial</p>	<p>The property is the only surviving element of the historic streetscape in this location. The building retains its traditional timber shop to Buttermarket which adds to its character.</p>	<p>The building is three storeys and constructed of gault brick with a pegtile roof. The building retains a number of traditional features including; timber sashes and first and second floor and two timber shop fronts (one to Buttermarket is of better quality than the one to Market Place).</p>	




<p>BL15</p> <p>War Memorial, Prickwillow</p>	<p>No</p>	<p>A4, B3</p>	<p>1914-1940</p>	<p>Memorial</p>	<p>War memorials possess considerable historic interest for their link with world conflicts, while the lists of the names of the dead show the poignant cost of such involvement and continue to resonate with communities.</p>	<p>The war memorial stands outside what was once the village post office and has undergone extensive restoration by the Parish Council. The memorial features the names of those who gave their lives during both World Wars.</p>	
<p>BL16</p> <p>Former Theological College, Barton Road</p>	<p>No</p>	<p>A3, B1, C2, C5, D2, D3, E2</p>	<p>1876</p>	<p>School</p>	<p>Built in the gothic style the building is believed to have been designed by JP St Aubyn who also designed The Middle Temple in London. The property is a large imposing building that sits within close proximity to the Cathedral precinct. The building retains many of its original detailing, including windows and statuary and is included for its architectural value.</p>	<p>Founded in 1876 by James Woodford for training clergy in the Church of England the school was opened in 1881. The college had strong Anglo-Catholic traditions and was closed in 1964 and is now part of the Kings School campus. Constructed of red brick with brickwork details and large central stacks with clay tiled roof, the building is a good example of the gothic style. The boundary wall to Barton Road is contemporary with the building and adds to the street scene.</p>	
<p>BL17</p> <p>Zion Chapel, Butcher's Row</p>	<p>No</p>	<p>A3, B2, D3</p>	<p>1853</p>	<p>Residential (was Ecclesiastical)</p>	<p>Built in a simple, almost domestic style that was common for non-conformist buildings and reflects the beliefs of the church. The building is a good example of its type and retains a number of its original details. The property makes a positive contribution to the character of the area.</p>	<p>Built in 1853 by the Baptists, the building features a large porch with asymmetrical 12 pane sashes to the front and decorative wrought iron railings. The property was converted to residential use in 2013.</p>	




<p>BL18</p> <p>Croylands, Cambridge Road</p>	<p>No</p>	<p>A3, C3, E2</p>	<p>1874</p>	<p>Community</p>	<p>An important building located within the conservation area. The building is a good example of the Queen Anne Revival style, designed by William Timbrell Price and is the only building of this style within the vicinity. The building is included due to its architectural quality.</p>	<p>The building was originally designed as the vicarage for Holy Trinity Church for the Rev. George Bulstride. The vicarage became redundant in 1929 and the building was sold as a private residence. In the mid 20th century the building became an orphanage and then a home for the blind, more recently it was used as an administration centre and patient consultation facility for Cambridgeshire Primary Care Trust and is now being used by Cambridgeshire County Council.</p>	
<p>BL19</p> <p>St Peter's Church, Prickwillow</p>	<p>No</p>	<p>A3, C3, D3</p>	<p>1841-1914</p>	<p>Ecclesiastical</p>	<p>The building has an important social function in the village as the Parish Church forms an important community hub. The building is included for its architectural quality, believed to have been designed by RR Rowe, it is of flint construction with significant surviving stained glass. The building is believed to have been constructed using oak piles for foundations in order to overcome the issue of being constructed on fen soil, although there is no evidence to confirm if this is the case.</p>	<p>The building is constructed of dark flint in a cruciform platform. One of the stained glass windows to the east is of 1866 by Heaton Butler & Bayne. The 17th century font was returned to Ely Cathedral when the church became redundant in 2011.</p>	
<p>BL20</p> <p>Art & Drama Block, Church Lane</p>	<p>No</p>	<p>A5, C4, D2</p>	<p>2010</p>	<p>School</p>	<p>Part of the Kings School campus the building was designed by ORMS Architecture Design. as part of a national design competition. The building is located in a sensitive historic location and its high quality design takes inspiration from the nearby Grade I listed monastic barn.</p>	<p>The building is a contemporary interpretation of the monastic barn, constructed using timber, slate, zinc, brick, cedar and copper.</p>	




<p>BL21</p> <p>High Flyer Hall, New Barns</p>	<p>No</p>	<p>A3, B1, C5</p>	<p>1853</p>	<p>Residential</p>	<p>The building is a good example of a vernacular farmhouse. Located on the outskirts of the city and now surrounded by modern development, the building sits in extensive grounds and has important social and historical ties with the nearby horse racing industry. A small haha wall survives to the front of the house.</p>	<p>The land around Highflyer Hall was leased to Richard Tattersall in 1783. The current house was built by Richard as his country home. When his famous race horse 'Highflyer' died in 1793 the horse was buried in front of the bay window of the house. The Prince of Wales is believed to have visited the property during Tattersalls time in residence. The house is a modest, yet substantial house.</p>	
<p>BL22</p> <p>Langdale House, Silver Street</p>	<p>No</p>	<p>A3, C5</p>	<p>1883</p>	<p>Residential</p>	<p>A good example of a substantial Victorian home built for a professional family. The property stands in a private walled garden and is a good example of the vernacular residential style of the day. The building retains many of its original features, such as windows, doors and interior fabric and is a positive addition to the street scene.</p>	<p>The building is constructed of gault brick with a slate roof. There is a large bayed orangery style extension to the front. The property sits gable end to the street with the main entrance behind the wall to Silver Street.</p>	
<p>BL23</p> <p>Ely Railway Station</p>	<p>No</p>	<p>A3, B2</p>	<p>1845</p>	<p>Infrastructure</p>	<p>The building is an important remnant of the industrial revolution and the development of the railway. It is a key building that occupies a prominent location and is a landmark building within one of the key gateways into the city.</p>	<p>The station was constructed in 1845 by the Eastern County Railway and the station was extensively modified in the early 1990s (at the time of electrification). The building is constructed of grey brick and stone with classical overtones. There is a modern canopy detail above the entrance.</p>	




<p>BL24</p> <p>Former Drill Hall, Barton Road Car Park</p>	<p>No</p>	<p>A2, B2, D3</p>	<p>1939</p>	<p>Community</p>	<p>A rare surviving example of this type of military building. Occupying a prominent location, in a predominantly residential area the building is included for its architectural and historic interest.</p>	<p>The drill hall was opened in 1939 by General R.M. Luckcock for the Cambridgeshire Regiment of the Territorial Army. The building was built on the corner of the old Militia drill field that extended along Parade Lane to Silver Street.</p>	
<p>BL25</p> <p>Ely Cemetery Lodge, New Barns</p>	<p>Yes</p>	<p>A3, C5, D2, E1</p>	<p>Unknown</p>	<p>Residential</p>	<p>A good example of the gothic architectural style, the building is typical of lodge cottages that are commonly found at the entrance to cemeteries . The building is included for its architectural quality and detailing.. Also included for group value</p>	<p>The building is located on a prominent corner location and is constructed of gault brick with a slate roof. The property features decorative barge boards and stone window surrounds.</p>	
<p>BL26</p> <p>Ely Cemetery Chapels, New Barns</p>	<p>Yes</p>	<p>A3, C5, D3, E1</p>	<p>1856</p>	<p>Ecclesiastical</p>	<p>The chapels are a prominent feature in the landscape of the cemetery and form a group with the cemetery lodge. The cemetery grounds were purchased by William Marshall. The buildings were designed by JL Prichett and are unusual in that they are mirror images of each other joined by a belfry with a spire and bell. They were built by local builder Richard Freeman and completed in 1856.</p>	<p>The chapels sit in an elevated position within the cemetery giving them prominence in the landscape. They are constructed of brick and stone and one was used for Anglican burials and the other for non-conformists. Both chapels are vaulted and have steep timber roofs. The north chapel was renovated by the City Council in 1999 and is used for services.</p>	




<p>BL27</p> <p>Ellis Miller House, Prickwillow</p>	<p>No</p>	<p>A5, C3, C4</p>	<p>1988</p>	<p>Residential</p>	<p>The building is a good example of modern design that is technologically advanced and responds to its local surroundings. It is constructed using low-cost materials and is prefabricated using steel and aluminium which allows the frame to move with the ground. The property was designed by Ellis Miller Architects.</p>	<p>Single storey with a flat roof the building is clearly different from the buildings that surround it. The modernist design does not result in the building looking out of place in its surroundings and the simple detailing add to its character.</p>	
<p>BL28</p> <p>Laburnum House, Station Road</p>	<p>No</p>	<p>A5, C3, C4</p>	<p>2008</p>	<p>Residential</p>	<p>The building is a good example of modern architecture that responds to its agricultural surroundings. Designed by Graham Lockhart the building is innovative in terms of its use of sustainable technologies and was winner of the 2009 RIBA Sustainability Award.</p>	<p>The property is two storeys and sits on the edge of the fens on the outskirts of the city. Constructed of a lightweight timber frame with weatherboarding and large pictures windows.</p>	
<p>BL29</p> <p>The Black House, Prickwillow</p>	<p>No</p>	<p>A5, C3, C4</p>	<p>2001</p>	<p>Residential</p>	<p>A modern, innovative design solution that responds to its surroundings whilst utilising a number of sustainable technologies. The building was designed by Mole Architects and won the RIBA Manser Medal in 2004.</p>	<p>The house is orientated east-west with the principal orientation across open fields. A timber slatted brise-soleil to the ground floor shades the windows from low sun, with solar film to the first floor windows to prevent overheating. The house itself sits on 10m piles, the visible brick piers on pile caps. The house is insulated using recycled newspaper and uses a heat-pump system with heat recovery that provides hot water and heating.</p>	




BL30 Fiddlers Green, Lynn Road	No	A5, C3, C4	2003	Residential	A modern design solution that uses local materials in an innovative and interesting manner. Designed by Mole Architects, the building is built from pre-fabricated timber panels supported on a concrete slab with internal masonry walls. This provides an effective passive solar design, with heating being provided by an air pump and shading from external awnings.	The house is built as a collection of small buildings, each defining internal spaces and expressed as roofs that sit over the timber clad entrance courtyard. The mass of the house is reduced, whilst providing an interesting series of internal and external spaces. The materials used in the construction are stained softwood, green oak, clay tiles, brick, cement fibre panels, reconstituted slate and steel corrugated sheeting.	
BL31 Bentham's Obelisk, Lynn Road	No		1779	Monument	This obelisk was erected to commemorate James Bentham after he planted the oak trees alongside the road out of Ely towards Littleport. The monument is not highly visible in the street scene but it is associated with an important figure in the history of Ely.	The obelisk features a Latin inscription which reads "May this benefit the next generation, this Oakery. James Bentham, Canon of Ely Cathedral Church, Seventy years of age, 1779, Planted. A son of the same name, in the Father's lifetime 1787, Completed it". Constructed of clunch with a low brick base. On the west side there is the Bentham coat of arms	
FORDHAM							
BL32 Old Telephone Exchange	No	B2, D1	Unknown	Residential (was infrastructure)	The building is one of few surviving structures of this type in the district and is a good example of the type. Whilst the building has been converted as part of the redevelopment of the neighbouring chapel, it retains its original form.	Constructed of red brick with an overhanging roof, the building is typical of this type of building. Situated within the grounds of an old chapel, the building is set back from the street and is not visually prominent in the street scene.	




<p>BL33</p> <p>Victoria Hall, Carter Street</p>	<p>No</p>	<p>A3, B3, D3</p>	<p>1898</p>	<p>Community</p>	<p>Built in 1898 to commemorate Queen Victoria's Diamond Jubilee the building is a prominent feature in the street scene. It is of an unusual design with interesting bay windows and a heavy stone door surround. The building contributes positively to the street scene and is still an important social venue in the village.</p>	<p>The building is constructed of red brick with stone detailing. The plaque on the front elevation records all members of the British Commonwealth at the time of construction.</p>	
<p>BL34</p> <p>Fire Station & Pump, Carter Street</p>	<p>No</p>	<p>A3, B2, D1</p>	<p>1889</p>	<p>Community</p>	<p>A rare surviving example of a traditional fire station and pump. The pump was built in 1852 and was still working in the 1980s. The building is an important local feature within the street scene</p>	<p>In 1889 the vestry acquired a new fire engine and gave the new fire brigade the site of the village pound to build a fire station. The village retained its own fire brigade until the 1940s when the station was sold and it is now used for storage.</p>	
<p>BL35</p> <p>War Memorial at Recreation Ground</p>	<p>No</p>	<p>A4, B3, C4</p>	<p>1921</p>	<p>Memorial</p>	<p>War memorials are a significant part of local social history and this one is set within its own garden of remembrance. The memorial was designed by Lutyens and consists of a Tuscan column with St George on the top (a replica of the original by Frampton).</p>	<p>The memorial was unveiled on 7 August 1921 and contains 76 names of those who lost their lives in both world wars. In 1991 the original St George was stolen and the current figure is a copy sculpted by local artist Robert Donaldson.</p>	
<p>HADDENHAM</p>							



<p>BL36</p> <p>Vicarage, Church Lane</p>	<p>Yes</p>	<p>A3, B1,C5</p>	<p>1872</p>	<p>Residential</p>	<p>Well proportioned building, featuring unusual brick work detail and is a prominent building within the village making a significant contribution to the Victorian character of the area.. The building also has group value through its relationship with the Old Church Hall and Manor House.</p>	<p>The building features a double bay frontage with polychromic brickwork decoration with gothic overtones. The use of the coloured brickwork design makes the building unusual in the village. The property is believed to have been built by Charles Walters, at a time of great renewal in the village. Hinton Hall, Manor House & the Rectory all appear to have been constructed at a similar time. The building has been home to the vicars of Haddenham since 1872 and performed an important social function in the village before becoming a private residence.</p>	
<p>BL37</p> <p>The Arkenstall Centre, Station Road</p>	<p>No</p>	<p>A3, B1, D3</p>	<p>1863 (Date Stone)</p>	<p>Community</p>	<p>The building is an important feature for the local community, providing a number of local functions. Designed by Richard Reynolds Rowe (1824-99) in the Gothic style the building features crowstepped gables, large chimney stacks and a thick bellcote.</p>	<p>Robert Arkenstall was a local benefactor who left money in his will for the building of a school in the village. The school was converted into a community centre and public library in 1972. Whilst the building has been extended considerably to the west, this does not detract from the overall quality of the building.</p>	
<p>BL38</p> <p>Manor House, Church Lane</p>	<p>Yes</p>	<p>A3, B1, C5</p>	<p>1840-1914</p>	<p>Residential</p>	<p>Well proportioned building that makes a positive contribution to the Victorian character of the area. The building is of a similar architectural style to the Vicarage, but is of a more simple design. In an 'M' plan design. The building makes a positive contribution to the street scene and conservation area.</p>	<p>the building is a good example of a traditional manor house, featuring a double bay frontage with steep eaves and overhanging roof detail. The house was commissioned by Hugh Porter, one of the premier families in the village at the time. The building is believed to have been built by Charles Waters on the site of a medieval manor house.</p>	




<p>BL39</p> <p>Hinton Hall</p>	<p>No</p>	<p>A3, B1, C5</p>	<p>1872</p>	<p>Residential</p>	<p>Well proportioned building that makes a positive contribution to the Victorian character of the area. Built in 1872, the building is a good example of a traditional manor house design. The building is of a very similar architectural style to the Manor House, also featuring a double bay frontage.</p>	<p>The property was commissioned by the Plates family (stewards to the Lord of the Manor). Whilst not directly located on the site of the medieval Hinton Hall, the property retained the name of one of the original 4 manors of Haddenham. The building is set back off the main road, along an avenue of trees and looks over the fens towards Ely Cathedral.</p>	
<p>BL40</p> <p>Old Church Hall, Church Lane</p>	<p>Yes</p>	<p>A3, B2, C2, D3</p>	<p>1907 (opened)</p>	<p>Residential (was community)</p>	<p>Well proportioned and symmetrical building that makes a positive contribution to the Victorian character of the area. The former church hall features similar brickwork detailing as the nearby Vicarage. The building is a good example of its architectural type and retains much of its original character.</p>	<p>The hall was opened in 1907 by the Rev. A F Kirkpatrick, Dean of Ely and it was an important facility within the village. Constructed of gault brick with red detailing and window arches and a slate roof, the building has been separated into two residential dwellings.</p>	
<p>BL41</p> <p>Old Church of England Burial Ground, Church Lane</p>	<p>No</p>	<p>A3, B2, E1</p>	<p>1862 (Consecrated)</p>	<p>Open Space</p>	<p>Graveyards play an important role in the social history of an area often containing memorials to local families or locally important people.</p>	<p>Consecrated in 1862, the churchyard is associated with Holy Trinity Church. The churchyard contributes to the setting of the church and is bounded by tall masonry walls providing an element of privacy. There are a number of significant monuments on interest within the cemetery.</p>	



<p>BL42</p> <p>20 & 22 High Street, Aldreth</p>	<p>No</p>	<p>A2, C1</p>	<p>18th century</p>	<p>Residential</p>	<p>The building is a pair of traditional cottages, featuring a mansard roof with tumbled brickwork detailing. The properties make a positive contribution to the street scene and are a good example of traditional dwellings found in the area, retaining a number of original features</p>	<p>Constructed of brick with modern rendered front wall and an exposed red brick plinth. The ridge stacks are also of red brick with gault upper courses. No. 20 has a lobby plan entrance and both are 1.5 storey. There are four, small flat roofed dormers to the front elevation. The south gable has mixed red and gault brickwork, mainly in English bond with some header courses of red brick and alternating gault brick stretcher courses. The roof has been raised at some point to the rear.</p>	
<p>BL43</p> <p>38 High Street, Aldreth</p>	<p>No</p>	<p>A2, C1</p>	<p>Early 19th century</p>	<p>Residential</p>	<p>The building sits on the back edge of the footpath and is a good example of the architectural traditions found in the village, having a positive impact on the character of the area.</p>	<p>The property is constructed of gault brick in an English bond with a plain tiled roof and tumbled ends (partly rebuilt). There is a small ridge stack and two larger end stacks, the right hand stack is of particular quality. There are four recessed first floor openings with remade surrounds, and three at ground floor, two of which retain original segmented arches. The doorway on the front elevation is now blocked and another opening was also blocked up in the 19th century.</p>	
<p>BL44</p> <p>53 & 55 High Street</p>	<p>No</p>	<p>A3, B2, C1</p>	<p>Late 18th century</p>	<p>Residential</p>	<p>A good example of the traditional building style found in the village. The property makes a positive contribution to the character of the area.</p>	<p>The property has evidence of previously containing a shop unit. It is constructed of brick with a rendered front wall, incised with imitation stone ashlar effect and red pantile roof. The property features end parapets on kneelers with a plain eaves cornice detail. The house has two modern dormer with two 19th century flush frame twelve pane hung sashes and pilaster door cases with moulded cornice.</p>	


<p>BL45</p> <p>1 High Street</p>	<p>No</p>	<p>A2, B2, C1</p>	<p>Mid-late 18th century</p>	<p>Residential</p>	<p>A good example of a more formal architectural style found in this part of the High Street. The property makes a positive contribution to the character of the area.</p>	<p>The building is constructed of local red and gault brick in a Flemish bond to the front and English bond to the rear. It features end parapets on kneelers to a mansard roof, now covered in modern roof tiles and the ridge stacks appear to have been removed.</p>	
<p>BL46</p> <p>9-11 High Street</p>	<p>No</p>	<p>A2, B2, C1</p>	<p>Mid-late 18th century</p>	<p>Residential</p>	<p>The building is an example of the more formal architectural style found in this part of the High Street. The property makes a positive contribution to the character of the area.</p>	<p>The property is constructed of red brick with a mansard roof and tumbled brick work detailing on the gable as well as an end stack. There is low level render on the gable end and tie beams at first and second floor levels with two blind windows on the first floor front elevation. There are four catslide dormers with casements.</p>	
<p>BL47</p> <p>54 & 56 High Street</p>	<p>No</p>	<p>A3, B2, C1</p>	<p>18th century</p>	<p>Residential</p>	<p>The building is a good example of the traditional building style found in the village. The property makes a positive contribution to the character of the area being one of the few surviving thatched cottages in the village.</p>	<p>The building is constructed of rendered brickwork with a thatched roof and original end parapets and dentil eaves course. It features a ridge stack and a north end stack along with three evenly spaced dormers with sliding sashes. As well as a lobby plan entrance. The room at the north was originally a bakers shop.</p>	




<p>BL48</p> <p>14 High Street</p>	<p>No</p>	<p>A3, C1</p>	<p>Late 18th century</p>	<p>Commercial</p>	<p>The building is a good example of a traditional commercial property with accommodation above. It retains its traditional timber shop front and makes a positive contribution to the character of the area.</p>	<p>The building is constructed of red brick, painted white with a mansard roof (modern tiles). It features tumbled parapets with a gault brick stack to the rear and a north end stack. There is one central dormer with a flat roof and two twelve pane hung sashes at first floor with an early 20th century shop front at ground floor.</p>	
<p>BL49</p> <p>Methodist Church, High Street</p>	<p>No</p>	<p>A3, C5, D3</p>	<p>1891</p>	<p>Ecclesiastical</p>	<p>This church is one of four places of worship within the village. It features an unusually high amount of decorative terracotta detailing and was designed and built by Feast & Waters of Haddenham. The building makes a positive contribution to the character of the area.</p>	<p>The church is built of red brick with gault brick and terracotta detailing. It features a triple pedimented porch and sits behind a low wall to the street.</p>	
<p>BL50</p> <p>Vine House, Station Road</p>	<p>No</p>	<p>A2/3, C1</p>	<p>Mid-late 18th century</p>	<p>Residential</p>	<p>The property is a good example of the traditional buildings style found in the village. The property makes a positive contribution to the character of the area and is unusual in that it features pink render.</p>	<p>The property is constructed of rendered brickwork with a steeply pitched pantile roof. It features a gault brick central ridge stack and a rendered end stack to the southern gable. There is evidence of a lobby entry doorway, now blocked. There are four modern flat roofed dormers with three ground floor recessed twelve pane hung sashes. The building has been extended with a small kitchen wing to the rear and a shop on the southern gable.</p>	




<p>BL51</p> <p>Cast Iron Stink Pipe, rear of 78 Cannon Street</p>	<p>No</p>	<p>A3, C3, D1</p>	<p>1840-1914</p>	<p>Miscellaneous</p>	<p>An unusual survivor from the Victorian era that likely dates from the late 1800s. This is the only surviving example in the village and possibly the surrounding area.</p>	<p>The pipe is constructed of cast iron with decorative ironwork around the base. The introduction of such pipes occurred across the country as the use of sewage systems developed.</p>	
<p>BL52</p> <p>Baptist Sunday School (corner of Main St & Chapel Lane)</p>	<p>No</p>	<p>A4, B2, D3</p>	<p>1930 (date stone)</p>	<p>Vacant</p>	<p>The building is an important marker of religious development in the village and is of a typical architectural style for the building type. It occupies a prominent location on Main Street and retains much of its original detailing making a positive contribution to the character of the area.</p>	<p>The Baptist Chapel was originally built in the village in 1788 and was then rebuilt in 1858. The Sunday school building followed later in 1930. When the chapel was sold, services were held in the Sunday school building, which until recently remained in community use. Constructed of gault brick with a slate roof, the building features a full width stone arch, inscribed with the date 1930 and 'Baptist Sunday School'. It also features arched stone lintels and an ocular window on the front elevation.</p>	




<p>BL53</p> <p>Old Methodist Chapel, Main Street</p>	<p>Yes</p>	<p>A4, B2, D3</p>	<p>1907 (Date Stone)</p>	<p>Residential (was ecclesiastical)</p>	<p>The building is an important marker of religious development in the village and is one of a number of non-conformist places of worship within the village. The building is believed to have been designed by Mr King, a local Burwell architect and paid for by the community. The building makes a positive contribution to the character of the area and has group value with the neighbouring Methodist Sunday school building.</p>	<p>The Wesleyan Methodist Chapels were established in the area in 1811 and 1816. This particular chapel dates from 1907 and is constructed from red brick with stone detailing; window and door surrounds. The property sits gable end to the street with decorative stone surround to the main door and two flanking ocular windows.</p>	
<p>BL54</p> <p>Old Methodist Sunday School, Main Street</p>	<p>Yes</p>	<p>A2, B2, D3</p>	<p>1701-1840</p>	<p>Community</p>	<p>This building forms part of a group with the neighbouring Methodist Chapel and until 201 was still in use as a Sunday school. The building makes a positive contribution to the character of the area.</p>	<p>Constructed of gault brick, the building is of a very simple design with an arched central doorway with a clock above. There appears to be evidence of previous openings on the front elevation. The building is set back from the road and sits gable end to the streets, similar to the associated chapel.</p>	
<p>BL55</p> <p>Old Standpipe, Townsend</p>	<p>No</p>	<p>A3</p>	<p>1915-1940</p>		<p>The pump appears to be in its original position. It is included for its strong visual presence within the street scene as well as being a good example of the type.</p>	<p>The standpipe was installed in the 1920s when the mains water burst in the village, it is the only surviving structure of its type in the village.</p>	



LITTLEPORT							
<p>BL56</p> <p>Old Lloyds Bank, Main Street</p>	No	A3, B2, D2	Late 19 th century	Commercial	A landmark building that occupies a prominent location within the Main Street and is of a unique architectural style not found anywhere else in the village. The building contains a number of original features including traditional windows, thatch and highly decorative chimney stacks.	The building was originally built as a residential dwelling and was acquired by Capital and Counties Bank in 1914. The building features rough cast walls with a red brick plinth and sills. It has a reed thatched roof with a multi-gabled and hipped roof with three very large decorative ridge stacks.	
<p>BL57</p> <p>Church of St Matthew, Wisbech Road</p>	No	A3, C5, D3	1878	Residential (was Ecclesiastical)	The building dates from 1878 and was designed by W.Bassett-Smith in the Early English style with striped brick detailing. The building is of high architectural interest.	Constructed of gault brick with red brickwork detailing and a slate roof with stone end parapets and a red brick dentil eaves cornice. The building features a nave and chancel with north and south chapels as well as a north vestry. There is a gabled bellcote to the west wall above a window of two trefoil lights and the gabled south porch has two centred outer arches. The south chapel with a quatrefoil above a window with trefoil lights in forced head and chancel south wall with two windows, each of two coupled trefoil lights. The east window has three trefoil lights in two centred arches with tracery detail. The building has been converted into residential use.	




<p>BL58</p> <p>Church of St John the Evangelist, Little Ouse</p>	<p>No</p>	<p>A3, C5, D3</p>	<p>1869</p>	<p>Residential (was Ecclesiastical)</p>	<p>The building dates from 1869 and was paid for by Canon Edward Sparke, sometime vicar of Littleport. Reportedly designed by W.Bassett-Smith in the Early English style . The building is of high architectural interest</p>	<p>The building was built as a parish church and is constructed of flint walls with limestone dressings and a slate roof. It features crested ridge tiles and end crosses. The northwest porch tower is of three stages with a slated pyramidal roof and a dragon weathervane. There is two stage angle buttressing with coffsets and a two centred arch to the doorway of two chamfered orders with broach stops. The inner arch has a single chamfer with broach stops. At the first stage there is a single light window and above a clock face with Roman numerals to the dial. The bell stage has a string below and an opening to each side wall in a single two centred arch of two chamfered orders. The gable end of the west wall has a stone louvre. Below there is a trefoil above the west window of two, two centred lights in two centred arch with single chamfered order and quatrefoil in the head. The south wall is in five bays divided by two stage buttressing, each bay with paired lancets. The chancel has two lancets in the south wall. The east window is of three graduated lancets with a quatrefoil in the gable above and there is a similar fenestration of paired lancets to the north wall. The vestry adjoins on the north side of the chancel with gabled roof and lancet windows.</p>	
---	-----------	-------------------	-------------	---	---	--	---




BL59 The Guildhall, High Street	No	A3, B2, D2	1841-1914	Vacant	The building occupies a prominent location in the centre of the village and retains a number of original features, including large shop windows on the two elevations, red brick arches. The building is unique in its architectural style and is very distinctive in the village. The building makes a positive contribution to the character of the area.	The first floor of the property was used as a parish meeting room and for local events and exhibitions. The property is constructed of gault brick with red window and door arches. There is a large blocked up opening on the gable end which was likely once a large window as well as a number of decorative ridge tiles.	
BL60 The Station House, Lode	No	A3, B2, C5, D3	1884	Vacant	The building was as the name suggests the old station house, the railway no longer survives in this location. The building is a well designed example of the architectural style and retains a number of interesting features.	The building is constructed of red brick with tall decorative chimney stacks and half hipped roofed cross-wings. The building is believed to have been associated with Dr Beeching who closed the local railway in the 1960s. During the heyday of rail travel, the station served Bottisham and Lode and was an important part of the local transport infrastructure.	
LITTLE THETFORD							
BL61 Round House, Main Street	No	A2, B2, C3, D2	17 th century	Residential	The property is a rare and unique example of its type. The building is believed to be a 17 th century dovecot. The building makes a positive contribution to the character of the area.	Circular in construction with a pyramidal thatched roof featuring four dormer windows. The ground floor has been altered to include full height windows. There is a large modern extension to the rear of the property.	
MEPAL							




BL62 17 Bridge Lane	No	A2, C1	1756	Residential	The building is a good example of a traditional farmhouse with associated farm buildings. The plan form is still clear and legible on the site. The building makes a positive contribution to the character of the area.	The property is constructed of gault brick in an English bond with a concrete tiled roof with end parapets. There is an internal stack to the rear roof pitch. The adjoining building to the southwest is an 18 th century extension which is also constructed of gault brick with concrete roof tiles with end parapets. There is a range of farm buildings constructed of gault brick, one of which features a date of 1756 in red header bricks.	
UPWARE							
BL63 Little Chapel in the Fen, Swaffham Prior Fen	No	A3, B2, D3	1884	Ecclesiastical	The chapel is an important building to the local community and is a good example of a rural church. It retains a number of original features and makes a positive contribution to the character of the area.	The building was constructed in 1884 to replace the 'Wesleyan Chapel' and the money needed to build it was raised from the local community. It is constructed of gault brick with a slate roof and red brick banding and arch detailing. The chapel was closed for regular worship in 1958 but is still used for annual events such as the Harvest Festival and is managed by a group of trustees	
SNAILWELL							
BL64 Pill Box, Snailwell Racing School	No	A4, B2	1940-1941	Military	The structure is one of a number of pill boxes that survive throughout the district. This box is one of the only surviving structures associated with what was Snailwell Airfield and is included for this reason.	The structure is a World War II type 22 pill box that formed part of the Snailwell Airfield wartime defences. The pillbox is situated on a bank by a railway bridge on the Snailwell to Newmarket Road. Constructed of concrete and brick with precast concrete embrasures, it is thought to have been built between 1940 & 1941. When visited as part of the 1998 'Defence of Britain' project, the box still had its machine gun mounts in situ.	
SOHAM							




<p>BL65</p> <p>The Grange, Pratt Street</p>	<p>No</p>	<p>A2/3, B2</p>	<p>18th century</p>	<p>Residential</p>	<p>The building is a good example of Georgian architectural style and makes a positive contribution to the character of the area, occupying a prominent location the building retains a number of original features.</p>	<p>A large two storey dwelling, constructed of gault brick with a hipped slate roof. The building is symmetrical with two end stacks and two wings. It has a centrally placed door with a moulded surround, unfortunately the building has PVCu windows but the overall quality and built form remains intact.</p>	
<p>BL66</p> <p>Croft House, Hall Street</p>	<p>No</p>	<p>A3, B2</p>	<p>Late 18th century</p>	<p>Residential</p>	<p>The property is a large farmhouse with associated outbuildings. It is believed to have formerly been an early school building in the village – David Gunton’s Classic School (1841-51). It appears to have been built in a single phase and as a group the house, barn, walls and outbuildings make a positive contribution to the character of the area.</p>	<p>The building is of gault brick construction built in an L-shape with a range to the rear and three bays with a central door framed with Doric columns and a plain pediment. Central window above the door is an arch shape with a shaped hood, all four of the windows to the front feature shutters which appear to compliment the original plain design with stone lintels above. The rear range has a more informal architectural style suggesting domestic use.</p>	
STETCHWORTH							
<p>BL67</p> <p>The Round House, Stetchworth Ley</p>	<p>No</p>	<p>A2, C3, E2</p>	<p>1814 (approx)</p>	<p>Residential</p>	<p>The building is unusual in its architectural form and its original use is currently unknown. It is an interesting and quirky building that makes a positive contribution to the character of the area.</p>	<p>The building is of circular construction with an unusually shallow pitched roof. It features a projecting entrance porch and very few window openings. The entire property has been rendered and features modern plastic windows.</p>	




<p>BL68</p> <p>Stone Row Cottages</p>	<p>No</p>	<p>A2, b2</p>	<p>Late 18th – early 19th century</p>	<p>Residential</p>	<p>A group of four traditional flint cottages, located in the centre of the village the buildings are a good example of traditional workers cottages and make a positive contribution to the character of the area.</p>	<p>The properties are constructed of brick and flint with a red tiled roof. There is a central stack with two additional end stacks. The properties also feature a large cat slide roof to the rear with casement windows to the ground and first floors.</p>	
<p>BL69</p> <p>The Old Mill, Mill Lane</p>	<p>No</p>	<p>A3, B1</p>	<p>Late 18th century</p>	<p>Residential</p>	<p>The building is unique in its architectural style and its original use remains evident from its surviving built form. The building is an important remnant of the industrial age in the village and makes a positive contribution to the character of the area.</p>	<p>The property is constructed of red brick with a modern pantile roof. It features two dutch style gables with a more modern extension to the rear. There are four small half-rounded segmental windows at first floor and larger arched windows at ground floor and there is a surviving ridge stack. The front elevation features a section of turreted wall, nearly two storeys in height and punctuated by half-rounded segmental windows.</p>	
<p>STRETHAM</p>							


<p>BL70</p> <p>16 Reads Street</p>	<p>No</p>	<p>A1.3, C1</p>	<p>17th century origin (19th century brickwork to front)</p>	<p>Residential</p>	<p>The building is a good example of the traditional vernacular building type found in the village. The building makes a positive contribution to the character of the area.</p>	<p>The property is one and a half storeys constructed of gault brick with a pegtile roof. The front façade has been extensively repaired in the past. The property features a central ridge stack and two modern flat roof dormers. The ground floor windows are flush frame horizontal sashes with central glazing bars and above the door is a Sun Insurance Plaque.</p>	
<p>BL71</p> <p>20 Reads Street</p>	<p>No</p>	<p>A2/3, C1</p>	<p>19th century</p>	<p>Residential</p>	<p>The building is a good example of the traditional vernacular building type found in the village. The building makes a positive contribution to the character of the area.</p>	<p>The property is one and a half storey constructed of gault brick with a slate roof and ridge stack. There is a later dormer window to the front roof slope and the doorway features an early 19th century reeded architrave and a dentil course. There is a 19th century brick built extension to the north, also one and a half storey with a catslide dormer to the front and segmental arches to tripartite hung sashes.</p>	
<p>SUTTON</p>							
<p>BL72</p> <p>The Grove, Sutton Gault</p>	<p>No</p>	<p>A3, C1, C3</p>	<p>1841-1914</p>	<p>Residential</p>	<p>The building is a good example of a more formal manor house that retains a number of original features that mark the building out as being quite high status. The architectural detailing and quality is unique and makes a positive contribution to the character of the area.</p>	<p>The property is constructed of gault brick with a clay pegtile roof and parapet gables with finial detailing. There is a large double chimney stack to the road and stone mouldings about the windows on the front elevation.</p>	

<p>BL73</p> <p>Grove Barn, Sutton Gault</p>	<p>No</p>	<p>A3</p>	<p>1841-1914</p>	<p>Agriculture</p>	<p>The building is believed to have formerly been used as an Ecclesiastical barn dating from the 15th century (possibly relocated from another location). The building makes a positive contribution to the character of the area.</p>	<p>The building sits on the corner of Bury Lane and is constructed of gault brick with clay tile roof and timber boarding.</p>	
<p>BL74</p> <p>The Anchor, Sutton Gault</p>	<p>No</p>	<p>A1, B2, D3</p>	<p>Pre 1700</p>	<p>Residential</p>	<p>The property is a good example of a traditional public house and is one of only a few surviving public houses that survive along the levels. The property is included for its rarity and heritage value</p>	<p>The building is two storeys with a one and half storey extension to the rear. It is constructed of rendered brick with a slate roof to the front and pantile roof to the rear. It forms an H plan with two end stacks and a central ridge stack on the rear gable. The building has also been extended to the south where there is a third end stack. The building also retains its timber sashes.</p>	
<p>BL75</p> <p>6 High Street</p>	<p>No</p>	<p>A3, C1, C5</p>	<p>1841-1914</p>	<p>Residential</p>	<p>The building is a good example of the traditional vernacular architectural style found in the village. It makes a positive contribution to the street scene.</p>	<p>The building is constructed of gault brick with a modern concrete tile roof and is one and half storeys. It features dutch gables and tumbled brickwork on the gables. There are three, three bay casements at ground floor, three modern flat roof dormers above and two end stacks. There is scarring on the front elevation that suggests there were at least two doorways that have been blocked up.</p>	


<p>BL76</p> <p>Methodist Chapel, High Street</p>	<p>No</p>	<p>A3, B2, D3</p>	<p>1914</p>	<p>Residential (was Ecclesiastical)</p>	<p>The chapel is one of a number of non-conformist places of worship within the village. The building features a high amount of decorative detailing and is a prominent feature in the street scene, making a positive contribution to the character of the area.</p>	<p>The building is constructed of red brick with stone banding and detailing with a slate roof. The chapel features a porch with an arched doorway with a stone pediment above. There is a central geometrical tracery window with stone surround, flanked by two plate tracery windows. The front elevation also features a number of finial details.</p>	
<p>BL77</p> <p>83 High Street</p>	<p>Yes</p>	<p>A3, C1</p>	<p>1841-1914</p>	<p>Residential</p>	<p>The building is a good example of the traditional vernacular style found in the village. It occupies a visually prominent location in the village and makes a positive contribution to the character of the area forming a pleasant pair with No. 85.</p>	<p>The building is constructed of gault bricks with a slate roof, featuring two end stacks. The roof is a shallow pitch and it has a pronounced overhang to the front elevation. A large centrally placed door with a recessed arch above, the property also retains its traditional tripartite sash windows.</p>	
<p>BL78</p> <p>85 High Street</p>	<p>Yes</p>	<p>A3, C1</p>	<p>1841-1914</p>	<p>Residential</p>	<p>The building is a good example of the traditional vernacular style found in the village. It makes a positive contribution to the character of the area with an number of quality features surviving. The building also forms a pleasant pair with No.83</p>	<p>The building is constructed of gault bricks with a slate hipped roof with a large modern extension to the rear. The property features two canted bay windows with a central doorway with timber surrounding and lintel. Three bays with timber sashes and an end stack to the west gable.</p>	


<p>BL79</p> <p>The Chequers, High Street</p>	<p>No</p>	<p>A2, B2, C1</p>	<p>1701-1840</p>	<p>Public House</p>	<p>The building is a good example of early-mid 19th century architecture and makes a positive contribution to the street scene. The property remains in active use as a public house and is of social significance in the village</p>	<p>The building is two storeys and constructed of gault brick with a slate roof, although the return appears to be constructed of a red brick mix. The front elevation is of three bays with recessed timber sashes with 8-over-8 panes. There has been a large oversized porch added to the front elevation at some point in the past and the property features an end stack to the east gable and an external stack to the west elevation.</p>	
<p>BL80</p> <p>Rose Cottage, Station Road</p>	<p>Yes</p>	<p>A2, C1</p>	<p>1701-1840</p>	<p>Residential</p>	<p>The building is a good example of the traditional vernacular style found in the village and has group value with the property known as Eastwood. The building makes a positive contribution to the character of the area.</p>	<p>Two storeys constructed of red brick with a clay tile, steeply pitched hipped roof and a large brick stack to the rear gable. The building is three bays with recessed sashes on the ground floor and three flush casements on the first floor. The front elevation has been extensively repaired in the past with a lot of scarring on the brickwork.</p>	
<p>BL81</p> <p>Eastwood, Station Road</p>	<p>Yes</p>	<p>A2, C1</p>	<p>1701-1840</p>	<p>Residential</p>	<p>The building is a good example of the traditional vernacular style found in the village and has group value with the property known as Rose Cottage.</p>	<p>Two storeys and gable end to the road, the property is constructed of red brick with a clay tile roof. There is an end stack to the southern gable and a ridge stack approx. ¾ of the way down the roof. The building appears to have been extensively altered in the past with a first floor added and possibly an extension to the north. The windows are all modern replacements.</p>	



<p>BL82</p> <p>18 Sutton Park</p>	<p>No</p>	<p>A5, C5</p>	<p>Late 20th century</p>	<p>Residential</p>	<p>The property is a good example of 20th century domestic architecture and is an unusual addition to the street scene. Features such as the hipped roof, and vertical windows give it a recognisable architectural style.</p>	<p>Two storey constructed of gault brick with slate hipped roof, the building is set back from the main road and features a half circular detail and lean to facing the street. There is an oversized chimney stack to the western elevation and a linked garage to the east.</p>	
<p>SWAFFHAM BULBECK</p>							
<p>BL83</p> <p>Newnham House, 48 Commercial End</p>	<p>No</p>	<p>A2, C1</p>	<p>1834</p>	<p>Residential</p>	<p>The building is a good example of the more formal architectural style found in the village. The building is a large detached dwelling that has a positive impact on the character of the area.</p>	<p>The building is two storeys constructed of gault brick with a hipped slate roof. Originally three bays with a centrally positioned door with fanlight above. A further bay has been added to the south which previously contained a projecting glazed shop front which has since been removed.</p>	
<p>BL84</p> <p>The Swedish Houses, Maryland Avenue</p>	<p>No</p>	<p>A4, B3, C3</p>	<p>Early 20th century</p>	<p>Residential</p>	<p>This is a group of properties that are a good example of post war replacement housing of which very few survive within the district.</p>	<p>Immediately after WWII, the Swedish Government gave a large number of timber houses to assist in the replacement of the housing stock lost during the war. The village has two pairs of semi-detached houses distinguished by their identical appearance of steeply sloping roofs, plain vertical planked walls, small square windows and dormers to the rear. The properties appear to be largely unaltered.</p>	
<p>WESTLEY WATERLESS</p>							



BL85 The Forge	No	A2, B2, C3, D2	1701-1840	Industrial	The building is a rare surviving example of an industry that was once common throughout the district. The building is almost entirely in tact with a large amount of original features and machinery surviving.	The building sits on the back edge of the highway and is constructed of weatherboarding with a clay pantile roof. The furnace stack still survives at ridge height. The building features minimal openings and has a large barn style door and casement window to the front.	
--------------------------	----	----------------	-----------	------------	---	--	---

WILBURTON

BL86 69 West End	No	A2, C1, C2	1701-1840	Residential	The building is known locally as Ivy House and is an imposing feature on the High Street. The property retains a number of original features and makes a positive contribution to the character of the area.	Constructed of red brick with English bond to the west wing and Flemish bond elsewhere. It features a plain tiled gable roof with shaped bargeboards and ridge stacks. The building is formed of a main range with two cross wings to the road, the main range is two storeys with a single twelve pane hung sash under segmental arch above a similar tripartite sash. The original doorway has a reeded doorcase with boss enrichments and a panelled door. The east cross wing is two storeys and an attic with recessed openings, including an attic casement and band between storeys. The west cross wing has late 18 th century red brick to the rear side wall but all of the openings are 19 th century.	
----------------------------	----	------------	-----------	-------------	--	---	---

<p>BL87 29 High Street</p>	<p>No</p>	<p>A1/2, C1</p>	<p>Late 17th – early 18th century</p>	<p>Residential</p>	<p>The building is a good example of the traditional vernacular architectural style found within the village. Previously a shop, the property retains a number of traditional features and makes a positive contribution to the character of the area.</p>	<p>Constructed of red brick in the Flemish bond with tumbled gable and parapet to a plain tiled roof. The property is one and half storeys with sawtooth eaves and plain cornice detailing. The original cottage doorway and adjacent window have a remade surround under an original single cambered arch. The shop doorway has a moulded architrave and the shop window is positioned in the same place an older window, of which the segmental arch is still visible.</p>	
<p>BL88 46 High Street</p>	<p>No</p>	<p>A1, A3, C3, C5, D2</p>	<p>16th century with 19th century alterations</p>	<p>Residential</p>	<p>The building is of an unusual architectural style in the village and is of both historic and architectural significance.</p>	<p>The property was previously the village post office and features an exposed timber frame with late 19th century red brick rebuilding at ground floor and first floor infilling with a pantile roof. The building is two storeys with a jettied gable to the road featuring bull nosed jetty joists (new work to jetty beam and studwork at first and attic storeys). The property is a three bay plan originally and has been extended to the west in the 19th century. There is a modern shop doorway to the street and two large stacks with sawtooth cornice detailing.</p>	
<p>BL89 65 High Street</p>	<p>No</p>	<p>A2, A3, C1</p>	<p>18th century with 19th century alterations</p>	<p>Residential</p>	<p>The building is a good example of the local vernacular architectural tradition of the village and makes a positive contribution to the character of the area.</p>	<p>Constructed of red brick in the Flemish bond with a slate roof and ridge stack the property is two storeys with a band between the storeys. There are three first floor recessed twelve pane hung sashes inserted in the mid-19th century and these are symmetrically disposed above three similar recessed ground floor windows. Evidence of a lobby entry with a 19th century door case with reeded architrave with boss enrichments, panelled reveals and a panelled door with rectangular</p>	

						fanlight with glazing bars.	
WITCHAM							
BL90 White Horse Inn, Silver Street	No	A2/3, C1, D3	Mid 19 th century	Public House	The building is a good example of a simple village public house. Located in a prominent position within the village, the building has an important social function within the settlement as well as making a positive contribution to the character of the area.	Two storeys constructed of gault brick with a slate roof. The property features two end stacks and the front elevation is asymmetrical with modern replacement windows throughout. The rear catslide extension is later in date and is constructed of painted brickwork with a slate roof.	
BL91 Witcham House, Headley's Lane	No	A3, B2, C1, C2, D2	1841-1914	Residential	The building is a good example of a Victorian farmhouse and creates an attractive focal point at the end of the High Street. The property makes a positive contribution to the character and appearance of the area.	Two storeys with a shallow hipped roof and two tall ridge stacks. The property is constructed of gault brick with a slate roof and the front elevation possesses well-proportioned timber sash windows and a moulded timber door surround. The front garden wall appears to be contemporary with the building and is worthy of note also.	

<p>BL92</p> <p>Grange Farm, Silver Street</p>	<p>No</p>	<p>A2, B2, C1</p>	<p>Pre-1840 (?)</p>	<p>Residential</p>	<p>A good example of a more Georgian formal farmhouse that makes a positive contribution to the character of the area.</p>	<p>The building is two storeys with a slate roof and end stack. The building features clipped eaves and parapet detail to the gable ends. The front elevation possesses well proportioned traditional (possibly original) timber sashes.</p>	
<p>BL93</p> <p>Barn to rear 21 High Street</p>	<p>No</p>	<p>A2, C1</p>	<p>Unknown</p>	<p>Agricultural</p>	<p>The barn forms an interesting and unusual feature located close to the village centre. It is visually prominent and makes a positive contribution to the character of the area.</p>	<p>5</p>	
WITCHFORD							
<p>BL94</p> <p>Baptist Church, High Street</p>	<p>No</p>	<p>A3, B2, D3</p>	<p>1875</p>	<p>Ecclesiastical</p>	<p>The building is of a simple architectural style which is common for this style of building. The property is an important social marker and is still in active use as a chapel.</p>	<p>The building was constructed in 1875 on land presented by James Cropley. The property is of gault brick construction with a slate roof and brick piers to the front elevation with a central arched doorway flanked by two buttresses and two arched windows.</p>	