

BOWLING GREEN

TOLEDO
November 15, 2022
7 p.m. • ESPN2
Toledo, Ohio
Glass Bowl (26,038)

GAME
11

1959 NATIONAL CHAMPIONS • 12 MAC CHAMPIONSHIPS



BOWLING GREEN FALCONS
Record: 5-5, MAC: 4-2

Head Coach: Scot Loeffler
BG Record: 12-27 • fourth season
Career Record: 12-27 • fourth season
Loeffler vs. UT: 1-2

TOLEDO ROCKETS
Record: 7-3, MAC: 5-1

Head Coach: Jason Candle
UT Record: 52-30 • seventh season
Career Record: 52-30 • seventh season
Candle vs. BG: 5-1

Date:	Tues., Nov. 15, 2022
Location:	Toledo, Ohio
Stadium:	Glass Bowl (26,038)
Series vs. UT:	UT leads, 42-40-4
In Toledo:	UT leads, 25-18-2
at Glass Bowl:	UT leads, 21-17-1
Last Meeting:	2021 (at BG, L, 17-49)
First Meeting:	1919 (at BG, L, 0-6)
Largest BGSU Win:	39 (39-0), 1855
Longest BGSU Win Streak:	12 (1955-1966)
Loeffler vs. Candle:	Candle leads, 2-1
Websites:	BGSUFalcons.com UTRockets.com

2022 SCHEDULE

Date	Opponent	Time /Result	TV
S. 3	at UCLA	L/17-45	P12N
S. 10	EASTERN KENTUCKY	L/57-59 ^(7ot)	ESPN3
S. 17	MARSHALL	W/34-31 ^(ot)	NFL Network
S. 24	at Mississippi State	L/14-45	SEC Network
O. 1	at Akron*	W/31-28	ESPN+
O. 8	BUFFALO*	L/7-38	ESPN+
O. 15	MIAMI (OH)*	W/17-13	ESPN+
O. 22	at Central Michigan*	W/34-18	ESPN3
N. 2	WESTERN MICHIGAN**	W/13-9	ESPN2
N. 9	KENT STATE**	L/6-40	CBSSN
N. 15	at Toledo* ¹	7 p.m.	ESPN2
N. 22	at Ohio* ¹	7 p.m.	ESPN2/ESPN+

AllTimes Eastern; *MAC game; *Tues; **Wed.

OPENING KICK

FALCONS HOST THE BATTLE OF I-75

- Bowling Green State University hits the road on Tuesday night to face the Toledo Rockets in MACtion.
- It is the 87th meeting between the Falcons and the Rockets for the two schools whose stadiums are located 25 miles apart.

BOWLING GREEN VS. TOLEDO


- Bowling Green and Toledo meet in the annual quest for the Battle of I-75 trophy.
- Toledo leads the all-time series with the BGSU, 42-40-4.
- Since 2000, Bowling Green is 2-0 against UT when the Falcons hold the Rockets below 300 yards of total offense.
- Since 2000, Bowling Green is 5-4 against UT when the Falcons accumulate 400+ yards of total offense.
- Since 2000, Bowling Green is 5-3 against UT when the Falcons win the turnover battle. They are 0-6 when they don't. And it is tied, 2-2, when the turnovers are the same.

FIVE TOP STORYLINES

- DL **Karl Brooks** is No. 10 in the nation in sacks with 8.0. He is also No. 15 in the nation with 13.5 tackles for loss.
- DL **Brooks** is one of two players in the nation with at least 25+ tackles, 12+ TFLs, 5.5+ sacks, 2+ pass breakups and at least one fumble recovery. Liberty's Durrell Johnson is the other.
- TE **Harold Fannin Jr.** leads BGSU with four rushing touchdowns. He and Tennessee's Princeton Fant share the national tight end lead in rushing touchdowns.
- BGSU has recovered 13 fumbles, which ranks No. 6 in the nation. OLB **Charles Rosser** is tied for No. 2 in the nation with three fumbles recovered.
- WR **Odieu Hiliare** has a catch in 32-straight games, which includes his career at Alabama A&M. It is tied for the 15th-best active streak in the nation. The Alabama A&M transfer has 137 career receptions for 1,792 career receiving yards and 17 receiving touchdowns.



QB Matt McDonald made his BGSU debut the last time the Falcons played at the Glass Bowl during the 2020 meeting with Toledo.



#ToTheMoon: BY THE NUMBERS

- 10** Tuesday marks the tenth time that BGSU and Toledo have met in a MACtion game and the first time since 2020. UT is 10-0 against BGSU mid-week.
- 25** Doyt Perry Stadium is located 25 miles away from Toledo's Glass Bowl. Wednesday is the 40th meeting between these schools at the Glass Bowl
- 50** Karl Brooks is playing in his 50th career game for Bowling Green on Tuesday.

ON THE AIR

ESPN2

Connor Onion, play-by-play
Rocky Boiman, analyst



Falcon Sports Radio Network

Todd Walker, play-by-play
John Gibson, analyst
Kevin Piel, sideline



Satellite Radio

Internet TBA



BOWLING GREEN COACHES

ON THE FIELD

Scot Loeffler, Head Coach
Erik Campbell, Passing Game Coordinator/Wide Receivers
Julian Campenni, Def. Run Game Coord./Defensive Line
Chris Hedden, Off. Run Game Coord./Offensive Line
Alex Bayer/Special Teams Coordinator
Sammy Lawanson/Outside Linebacker
Brian White/Running Backs
Pat Fogarty, Offensive Graduate Assistant
Grant Strock, Offensive Graduate Assistant
Brady Thomas, Defensive Graduate Assistant

IN THE BOOTH

Eric Lewis, Defensive Coordinator/Defensive Backs
Steve Morrison, Assoc. HC/Linebackers
Max Warner, Co-Offensive Coord./Quarterbacks
Greg Nosal, Co-Offensive Coord. /Tight Ends
Mitch Fair, Defensive Graduate Assistant

STRATEGIC COMMUNICATIONS

Asst. AD for Strategic Communications

Vincent Briedis • @VincentBriedis
O: (419) 372-7075 • C: (434) 326-3792 • vinceb@bgsu.edu

Secondary Football Contact (Players)

Kyle Edmond • @kyleedmond7
O: (419) 372-4027 • C: (419) 618-3485 • kedmond@bgsu.edu

#TOTHEMOON



@BG_Football



@BGSUFootball



@BGSUFootball

THIS WEEK'S SCHEDULE	13 SUNDAY	14 MONDAY	15 TUESDAY	9 WEDNESDAY	10 THURSDAY	11 FRIDAY	12 SATURDAY
	No availability	No availability	Game No. 11 at Toledo 7 p.m. ESPNU Toledo, Ohio	No availability	Weekly press conference (12 p.m.)	Player availability upon request	Player availability upon request

WEEKLY PRESS CONFERENCE

Football coach Scot Loeffler will hold a weekly media press conference in the Wilcox Room on the third floor of the Sebo Athletic Center. All members of the media are welcome to attend. Out-of-town media should contact Vincent Briedis to gain access to the ZOOM link for the Monday press conference. Audio and video of each weekly press conference will be available at BGSUFalcons.com shortly after the completion of the press conference.

The only weekly press conferences not on the Monday of game week will be for the Western Michigan, Kent State, Toledo and Ohio games. The press conference for Western Michigan Game Week will be on Fri., Oct. 28. The press conference for the Kent State Game Week will be on Fri., Nov. 4. The press conference for the Toledo GameWeek will be on Thurs., Nov. 10. The press conference for the Ohio GameWeek will be on Thurs., Nov. 17.

PLAYER INTERVIEWS

Players are available for only interviews each Monday depending on class schedules. If you have specific player interview requests, they should be directed to Kyle Edmond in the Bowling Green strategic communications office by noon Sunday.

Please allow at least 24 hours to set up interviews with players. Arrangements can be made for telephone and in-person interviews at a time that is mutually agreeable to the reporter/broadcaster and the athlete, should there be a scheduling conflict.

No player or coach interviews will be arranged after Wednesday during game week (for Saturday games), or what is equivalent of "Wednesday" for the MACtion weeks.

POSTGAME INTERVIEWS


Coach Loeffler will hold his postgame press conference in person. At **home** Coach Loeffler and select players will be available in the Sentinel-Tribune Room located between the two locker rooms, following the normal cooling-off period. BGSU observes a closed locker room policy. The Sentinel-Tribune Room is on the east side of the stadium (opposite the press box), and can be entered through the tunnels at either the north or south end.

On the Road: Coach Loeffler and requested players will be made available in a designated media room or just outside the locker room following the normal cooling-off period.

FACT BOOK/ROSTER FILES

Bowling Green's fact book is available online throughout the season at BGSUFalcons.com at this link:

<https://bgsufalcons.com/2022FootballMediaCenter>

The most up-to-date Bowling Green roster files also are available at BGSUFalcons.com. Audio pronunciations of player names can be viewed by clicking on the  next to the player/coach name on their bio or roster.

WEEKLY GAME NOTES

Bowling Green's game notes will be available by the start of the weekly Scot Loeffler Press Conference. They also can be accessed online in PDF format at BGSUFalcons.com. If you are interested in receiving the weekly game notes via email, please contact Vincent Briedis.

CREDENTIALS

Requests for working press credentials should be made to the BGSU Strategic Communications Office. Requests should be made at least one week in advance. Late requests will be honored if space is available, but parking cannot be guaranteed for requests less than one week in advance. Scouts and non-working media will be seated if space is available, dependent on league and national rules.

All requests can made using the following link:
<https://bgsufalcons.com/2022FootballMediaCenter>

COLLEGE PRESS BOX.COM

CollegePressBox.com is the official media website for Division I football. Access and download weekly game notes, quotes, statistics, media guides, headshots, logos and more for each conference and its member schools. Register for access at collegepressbox.com/register.



STRATEGIC COMMUNICATIONS



VINCENT BRIEDIS

Asst. AD for Strategic Communications (Primary Football Contact)

Office: 419-372-7075
Mobile: 434-326-3792
vinceb@bgsu.edu
@VincentBriedis



MIKE CIHON

Assoc. Director for Strategic Communications


Office: 419-372-4074
Mobile: 419-308-0691
mjchon@bgsu.edu
@MikeCihon



KYLE EDMOND

Assistant Director for Strategic Communications (Secondary Football Contact)

Office: 419-372-4027
Mobile: 419-618-3485
kedmond@bgsu.edu
@kyleedmond7



DAVID DIETRICH

Strategic Communications Assistant

Mobile: 567-938-9138
ddietri@bgsu.edu
@DDietrichBGSU

MAILING ADDRESS
Sebo Athletic Center
1610 Stadium Dr.
Bowling Green, OH 43403



PRONUNCIATION GUIDE

COACH PRONUNCIATION GUIDE

Scot Loeffler	LEFF-luhr
Julian Campenni	cam-PENNY
Sammy Lawanson	La-WON-son
Greg Nosal	NO-sail

PLAYER PRONUNCIATION GUIDE

Alan Anaya	A-NYE-AH
Cavon Croom	KUH-von
Jhaylin Embry	JAY-linn
Tunde Fatukasi	tune-day, faa-too-KAH-see
Davon Ferguson	Day-Von
Levi Gazarek	guh-ZAIR-eck
Odieu Hiliare	Oh-Do Hill-Air
Delonus Kabir	De-LAWN-us KAH-beer
Ta'ron Keith	Tah-Ron
Dierre Kelly	Dee-Air
Javonte Kinsey	juh-VON-tay
Darius Lorfils	Lore-Fills
Avi McGary	AY-vee
Diego Neri	Near-ee
Nick Niehoff	KNEE-hoff
Jordan Oladokun	Oh-LAH-Doe-KUN
Jaison Patterson	Jye-Son
Owen Rozanc	Row-Zank
Ali Saad	ollie sod
Kitione Tau	Key-tee-own-ee, Tau
PaSean Wimberly	PAY-shawn

WHAT'S INSIDE

Game Information	1	BGSU's Record When	14	Bowling Green Team Highs/Lows	33
Media Information/Schedule	2	100-yard/200-yard/300-yard Games	14	Opponent Team Highs/Lows	34
Bowling Green State University Facts	3	Active Reception Streak	14	Bowling Green/Opponent Indiv. Highs	35
Bowling Green vs. Toledo	4-5	Opening Drives/Goal-to-Goal	15	Participation	36
Team Notes	6-10	Starting Field Position/Penalties	15	Drive Charts	37-38
MAC Standings/Preseason Poll	6	Falcons in the Stat Rankings	16	Game-By-Game Summaries	39-43
Career Starts/ 2022 BGSU Opponents	10	BGSU Career Receptions List	16	Career Highs	44-45
BGSU Overtime Games	10	Individual Statistics	17-18	Bowling Green Long Plays	46
Matt McDonald	11	Team Statistics	19	The Last Time	46
Head Coach Scot Loeffler	12	Defensive Statistics	20	Bowling Green Rosters	47-48
Honors & Awards	13	Game-By-Game Starters	21	Depth Chart	49
Did You Know?	13	Season Analysis	22		
Game-By-Game Notables	14	Game-By-Game Stats	23-32		

BOWLING GREEN FACTS

BOWLING GREEN STATE UNIVERSITY

Location	Bowling Green, Ohio
Founded	1910
Enrollment	18,792
President	Dr. Rodney Rogers
Director of Athletics	Derek van der Merwe
Faculty Representative	Dr. Ray Schneider Dr. Donna Trautman
Nickname	Falcons
Mascots	Freddie and Frieda Falcon
Colors	Orange and Brown
Songs	Ay Ziggy Zoomba Forward Falcons Alma Mater
Stadium	Doyt Perry Stadium
Capacity	24,000
Surface	Shaw SportTurf
Doyt Perry Stadium Opened	Oct. 1, 1966
All-Time Record at Doyt Perry Stadium	174-110-6
Affiliations	NCAA, Division I-FBS, Mid-American (East Division)

FOOTBALL INFORMATION

First Year of Football	1919
All-Time Record	555-418-52 (104th season)
All-Time MAC Record	292-203-11 (71st season)
MAC Championships	1956, 1959, 1961, 1962, 1964, 1965, 1982, 1985, 1991, 1992, 2013, 2015
All-Time Bowl Record	5-7
Offensive Alignment	No Huddle Multiple
Defensive Alignment	Multiple

COACHING STAFF

Head Coach	Scot Loeffler
Associate HC/Inside Linebackers	Steve Morrison
Defensive Coordinator/Cornerbacks	Eric Lewis
Co-OC/Tight Ends	Greg Nosal
Co-OC/Quarterbacks	Max Warner
Special Teams Coordinator	Alex Bayer
Off. Run Game Coord./Offensive Line	Chris Hedden
Passing Game Coord./WR	Erik Campbell
Def. Run Game Coord./Defensive Line	Julian Campenni
Outside Linebackers	Sammy Lawanson
Running Backs	Brian White
Dir. of Strength/Conditioning	Kevin Tolbert
Defensive GA	Mitch Fair
Offensive GA	Pat Fogarty
Offensive GA	Grant Strock
Defensive GA	Brady Thomas

SUPPORT STAFF

Director of Football Operations	Damaris Linker
Dir. of Personnel/Recruiting	Chris Haase
Assistant Director of Player Personnel/Recruiting	James Carolan
Athletic Trainer	Dani Coppes
Acad. Coord.	Marissa Tashenberg

THE FALCONS

The nickname Falcons was chosen for BGSU athletic teams in 1927. It was suggested by the sports editor of the Daily Sentinel-Tribune, who thought the nickname was fitting because it was indicative of a powerful bird that was small in stature, its coloring represented the school colors, and, like the athlete, the falcon must go through a long period of training before battle. Freddie and Frieda Falcon are the campus mascots.

UNIVERSITY COLORS

The historical story behind how BGSU began using Brown and Orange as its school colors dates back to 1914.

Dr. Williams, the university's first President, gathered a group of people which included a Dr. L.L. Winslow from Industrial Arts as a selection committee for the school's new colors. While on an interurban (or trolley) ride to Toledo, Dr. Winslow sat behind a woman wearing a large hat adorned with beautiful brown and orange feathers. It is unclear whether or not she ever actually gave him a few of these feathers from her hat, however, he was so interested in the color scheme of the pair that he convinced the committee to approve the combination of Brown and Orange.

INSPIRATION TO THE CLEVELAND BROWNS

It was early in the calendar year of 1946 and Browns general manager/head coach Paul Brown was scouring Ohio, looking for a training camp site for that summer on which the team could get ready for its inaugural season in the start-up All-America Football Conference.

His travels took him to Bowling Green and Bowling Green State University. Brown was interested in the school because it was far enough away from Cleveland that he could sequester his team there away from all the noise and chatter of the big city, but close enough that the Browns, when they needed to, could get back to Cleveland in a decent amount of time (two hours-plus at a point in history before the existence of the Ohio Turnpike).

Brown was getting a tour when he stopped in an athletic building. What caught his attention was a framed BGSU football jersey on a wall. He really liked the school's orange-and-brown color combination and the rest is history.

SONGS OF BGSU

President Ralph McDonald opened a five-year contest during which each year a college song was chosen and presented on Honors Day. At the end of the five-year period, a committee convened to listen to all five winners. Edith Ludwig Bell's composition was publicly presented as The Alma Mater of BGSU at the Golden Anniversary Convocation on May 19, 1960.

Before 1948, there was not an official fight song for campus. The Commoners, a men's independent group, created a contest for a new fight song. Following the students' lead, campus officials asked the music department to develop an official fight song. Dr. Wayne Bohrstedt, assistant professor of music from 1947-53, composed the current song, "Forward Falcons." The words were written by Sidney Freeman, a graduate assistant in the English department.

Brought to Bowling Green over half a century ago by original SICSIC member and World War II veteran Gilbert Fox, "Ay Ziggy Zoomba" is BGSU's unofficial fight song. In 1946, Fox, an Army Air Corps bombardier who served in Italy, brought his interpretation based upon a Zulu war chant back to the University.

YOU ARE NOT FORGOTTEN

Bowling Green has a permanently unoccupied seat in Doyt Perry Stadium to honor the tens of thousands of military personnel who are or were prisoners of war (POW) or have been declared missing in action (MIA).

POW/MIA Chair of Honor is a national program designed to remember prisoners of war and those missing in action. The chair was permanently installed in the stadium in 2014 to help visitors and fans remember that even though our service members are not with us, they are not forgotten.



BGSU VS. TOLEDO • SERIES HISTORY

► UT leads, 42-40-4 • In BGSU: BG leads, 23-17-2 • In Toledo: UT leads, 25-17-2 • at Neutral Site: N/A
 ► Longest BG win streak: 12 (1955-1966) • Longest Toledo win Streak: 9 (2010-2018) • Largest BG Victory: 39 (39-0, 1955)

Season	Site	BG Coach	W/L/T	Score	BG Rank	UT Coach	Opp. Rank
1919	BGSU	John Stitt	L	0-6	NR	Walt Hobt	NR
1921	Toledo	Earl C. Krieger	W	20-7	NR	Joseph Dwyer	NR
1922	BGSU	Allen Snyder	T	6-6	NR	Joseph Dwyer	NR
1923	Toledo	R.B. McCandless	L	0-27	NR	James Dwyer	NR
1924	Toledo	Warren E. Steller	L	0-21	NR	James Dwyer	NR
1928	BGSU	Warren E. Steller	W	14-0	NR	Doni Petcoff	NR
1929	Toledo	Warren E. Steller	T	0-0	NR	Doni Petcoff	NR
1930	BGSU	Warren E. Steller	T	0-0	NR	Jim Nicholson	NR
1932	BGSU	Warren E. Steller	W	12-6	NR	Jim Nicholson	NR
1933	Toledo	Warren E. Steller	L	7-26	NR	Jim Nicholson	NR
1934	BGSU	Warren E. Steller	L	0-22	NR	Jim Nicholson	NR
1935	Toledo	Harry Ockerman	L	0-63	NR	Jim Nicholson	NR
1948	Toledo	Robert H. Whittaker	W	21-6	NR	J.N. Stahley	NR
1949	Toledo	Robert H. Whittaker	L	19-20	NR	J.N. Stahley	NR
1950	Toledo	Robert H. Whittaker	W	39-14	NR	Robert Snyder	NR
1951	BGSU	Robert H. Whittaker	L	6-12	NR	Don Greenwood	NR
1952	Toledo	Robert H. Whittaker	W	29-19	NR	Clair Dunn	NR
1953	BGSU	Robert H. Whittaker	L	19-20	NR	Clair Dunn	NR
1954	Toledo	Robert H. Whittaker	L	7-38	NR	Forrest England	NR
1955	BGSU	Doyt L. Perry	W	39-0	NR	Forrest England	NR
1956	Toledo	Doyt L. Perry	W	34-12	NR	Jack Morton	NR
1957	BGSU	Doyt L. Perry	W	29-0	NR	Harry Larche	NR
1958	Toledo	Doyt L. Perry	W	31-16	NR	Harry Larche	NR
1959	BGSU	Doyt L. Perry	W	51-21	NR	Harry Larche	NR
1960	Toledo	Doyt L. Perry	W	14-3	NR	Clive Rush	NR
1961	BGSU	Doyt L. Perry	W	17-6	NR	Clive Rush	NR
1962	Toledo	Doyt L. Perry	W	28-13	NR	Clive Rush	NR
1963	BGSU	Doyt L. Perry	W	22-20	NR	Frank Lauterbur	NR
1964	Toledo	Doyt L. Perry	W	31-14	NR	Frank Lauterbur	NR
1965	BGSU	Bob Gibson	W	21-14	NR	Frank Lauterbur	NR
1966	Toledo	Bob Gibson	W	14-13	NR	Frank Lauterbur	NR
1967	BGSU	Bob Gibson	L	0-33	NR	Frank Lauterbur	NR
1968	Toledo	Don Nehlen	T	0-0	NR	Frank Lauterbur	NR
1969	BGSU	Don Nehlen	L	26-27	NR	Frank Lauterbur	NR
1970	Toledo	Don Nehlen	L	0-20	NR	Frank Lauterbur	NR
1971	BGSU	Don Nehlen	L	7-24	NR	Jack Murphy	20
1972	Toledo	Don Nehlen	W	19-8	NR	Jack Murphy	NR
1973	BGSU	Don Nehlen	W	49-35	NR	Jack Murphy	NR
1974	Toledo	Don Nehlen	L	19-24	NR	Jack Murphy	NR
1975	BGSU	Don Nehlen	W	34-17	NR	Jack Murphy	NR
1976	Toledo	Don Nehlen	W	29-28	NR	Jack Murphy	NR
1977	BGSU	Denny Stolz	W	21-13	NR	Chuck Stobart	NR
1978	Toledo	Denny Stolz	W	45-27	NR	Chuck Stobart	NR
1979	BGSU	Denny Stolz	L	17-23	NR	Chuck Stobart	NR
1980	Toledo	Denny Stolz	W	17-6	NR	Chuck Stobart	NR
1981	BGSU	Denny Stolz	W	38-0	NR	Chuck Stobart	NR
1982	Toledo	Denny Stolz	L	10-24	NR	Dan Simrell	NR
1983	BGSU	Denny Stolz	L	3-6	NR	Dan Simrell	NR
1984	Toledo	Denny Stolz	L	6-17	NR	Dan Simrell	NR
1985	BGSU	Denny Stolz	W	21-0	NR	Dan Simrell	NR
1986	Toledo	Moe Ankney	L	3-22	NR	Dan Simrell	NR
1987	BGSU	Moe Ankney	W	20-6	NR	Dan Simrell	NR
1988	Toledo	Moe Ankney	L	5-34	NR	Dan Simrell	NR
1989	BGSU	Moe Ankney	W	27-23	NR	Dan Simrell	NR
1990	Toledo	Moe Ankney	L	13-19	NR	Nick Saban	NR
1991	BGSU	Gary Blackney	W	24-21	NR	Gary Pinkel	NR
1992	Toledo	Gary Blackney	W	10-9	NR	Gary Pinkel	NR
1993	BGSU	Gary Blackney	W	17-10	NR	Gary Pinkel	NR
1994	Toledo	Gary Blackney	W	31-16	NR	Gary Pinkel	NR
1995	BGSU	Gary Blackney	L	16-35	NR	Gary Pinkel	NR
1996	Toledo	Gary Blackney	L	16-24	NR	Gary Pinkel	NR
1997	BGSU	Gary Blackney	L	20-35	NR	Gary Pinkel	24
1998	Toledo	Gary Blackney	L	16-24	NR	Gary Pinkel	NR
1999	BGSU	Gary Blackney	W	34-23	NR	Gary Pinkel	NR
2000	Toledo	Gary Blackney	L	17-51	NR	Gary Pinkel	NR
2001	BGSU	Urban Meyer	W	56-21	NR	Tom Amstutz	NR
2002	Toledo	Urban Meyer	L	24-42	NR	Tom Amstutz	NR
2003	BGSU	Gregg Brandon	W	31-23	NR	Tom Amstutz	NR
2004	Toledo	Gregg Brandon	L	41-49	NR	Tom Amstutz	NR
2005	BGSU	Gregg Brandon	L	41-49	NR	Tom Amstutz	NR
2006	Toledo	Gregg Brandon	L	21-31	NR	Tom Amstutz	NR
2007	BGSU	Gregg Brandon	W	37-10	NR	Tom Amstutz	NR
2008	Toledo	Gregg Brandon	W	38-10	NR	Tom Amstutz	NR
2009	BGSU	Dave Clawson	W	38-24	NR	Tim Beckman	NR
2010	Toledo	Dave Clawson	L	14-33	NR	Tim Beckman	NR
2011	BGSU	Dave Clawson	L	21-28	NR	Tim Beckman	NR
2012	Toledo	Dave Clawson	L	15-27	NR	Matt Campbell	NR
2013	BGSU	Dave Clawson	L	25-28	NR	Matt Campbell	NR
2014	Toledo	Dino Babers	L	20-27	NR	Matt Campbell	NR
2015	BGSU	Dino Babers	L	28-44	NR	Matt Campbell	NR
2016	Toledo	Mike Jinks	L	35-42	NR	Jason Candle	NR
2017	BGSU	Mike Jinks	L	37-66	NR	Jason Candle	NR
2018	Toledo	Mike Jinks	L	36-52	NR	Jason Candle	NR
2019	BGSU	Scott Loeffler	W	20-7	NR	Jason Candle	NR
2020	Toledo	Scott Loeffler	L	3-38	NR	Jason Candle	NR
2021	BGSU	Scott Loeffler	L	17-49	NR	Jason Candle	NR

THE BATTLE OF I-75

- BGSU and Toledo have played every season since 1948. The two programs did not play from 1936-47, but since picking the series back up have played for 75-straight seasons (including 2022).
- BGSU quarterback Matt McDonald made his Falcon debut against Toledo in the 2020 season opener (Nov. 4) at the Glass Bowl. It was a Wednesday MACTION game. McDonald had to sit out the 2019 season due to the then-NCAA transfer rules after coming to BGSU from Boston College.
- Bowling Green's current second-longest annual series is against Ohio, which has been played every season since 2004.
- With its 20-7 win in 2019, Bowling Green snapped its nine-game losing streak to UT.
- When the Falcons beat Toledo in 2019 at The Doyt, Scot Loeffler became the 10th head coach in program history to beat Toledo in his debut game as head coach against the Rockets. He was the first to do so since Dave Clawson (current Wake Forest head coach) in 2009.
- BGSU Hall of Fame head coach Doyt Perry never lost to Toledo. He was a perfect 10-0 in the rivalry.
- Here are the 10 coaches in BGSU history to win their debut games against Toledo:
2019 - Scot Loeffler (20-7)
 2009 - Dave Clawson (38-24)
 2003 - Gregg Brandon (31-23)
 2001 - Urban Meyer (56-21)
 1991 - Gary Blackney (24-21)
 1977 - Denny Stolz (21-13)
 1965 - Bob Gibson (21-14)
 1955 - Doyt Perry (39-0)
 1948 - Robert Whittaker (21-6)

THE 2019 GAME AT DOYT PERRY STADIUM

- In the 84th all-time meeting between the two schools, the Falcons snapped their nine-game Battle of I-75 skid with a 20-7 victory over the Rockets.
- The Falcons set the tone with a 56-yard quarterback run from Grant Loy on the first play from scrimmage. BGSU settled for an opening-drive field goal and maintained that lead for the duration of the game.
- Nate Needham connected on a pair of field goals, while Loy and Bryson Denley added touchdowns to salt away the win.
- The Bowling Green defense recovered a fumble and intercepted a pass. The seven points allowed were the fewest points that the Falcons had surrendered.

BOWLING GREEN - UT CONNECTIONS

- BGSU offensive line coach Chris Hedden was on Toledo's staff from 2001-08 as a coach of tight ends, offensive line, wide receivers, offensive coordinator and running game coordinator. He also served as a graduate assistant in 1996.
- Below is a list of connections between players on Bowling Green's roster and those on Toledo's roster:

Bowling Green	Previous School	UT
Matt McDonald	Boston College	Ezechiel Tiede
CJ Lewis		
Harold Fannin Jr.	Canton McKinley	Elijah Wesley Xavier Black
Jaedyn McKinstry	St. John's Jesuit	Dallas Grant Mitchell Berge Thomas Zsiros
Tae'Shaun Johnson	Central Catholic	Jalen Riven Peyton Reasonover Carter Fouty
Markim McKinnie	Archbishop Hoban	Nate Bauer Damon Ollison II
Owen Bainbridge	Stow-Munroe Falls	Dalen Stovall Adrian Woliver
Trent Simms	Northview	Trey Szykowny
Jordan Anderson	Harper Woods (Mich.)	Da'Khari Tremble
Charles Rosser	Benedictine	Derrell Bedingfield Jr. Chris Gales
Cade Zimmerly	Perrysburg	Alijah Beverly
PaSean Wimberly	Whitmer	Cayon Butler
Myles Bradley	Mansfield	Clay Caudill
Anthony Hawkins		
Deshawn Jones Jr.	East	Eric Holley III
Bryce Brand	Maryland	Deshawn Holt Peny Boone

LAST MEETING • 2021

Toledo 49, Bowling Green 17
Nov. 10, 2021 • Bowling Green, Ohio

Last Meeting

The Bowling Green State University football team was defeated by the University of Toledo, 49-17, at Doyt Perry Stadium the last time these teams played. The Rockets scored three touchdowns in just over two minutes of game time to take a 35-10 lead into halftime.

Toledo quarterback Dequan Finn threw for 270 yards and three touchdowns while rushing for 30 yards and two touchdowns. Rockets' running back Bryant Koback ran for 126 yards and a pair of scores. Bowling Green running back Terion Stewart ran for 42 yards and a touchdown, while receiver Austin Osborne caught six passes for 50 yards.

Score by Quarters:

Toledo	14	21	7	7	— 49
Bowling Green	7	3	0	7	— 17

Scoring Summary:

- 1st 10:57 UT - Koback, Bryant 50 yd run (Cluckey, Thomas kick), 5-75 2:15, UT 7 - BGSU 0
- 06:51 UT - Koback, Bryant 10 yd run (Cluckey, Thomas kick), 5-62 1:50, UT 14 - BGSU 0
- 02:24 BGSU - Stewart, Terio 8 yd run (Needham, Nate kick), 3-39 1:39, UT 14 - BGSU 7
- 2nd 10:56 BGSU - Needham, Nate 47 yd field goal, 9-25 4:13, UT 14 - BGSU 10
- 03:34 UT - Finn, Dequan 13 yd run (Cluckey, Thomas kick), 3-54 0:56, UT 21 - BGSU 10
- 02:23 UT - McKinley-Lewis, 59 yd pass from (Cluckey, Thomas kick), 1-59 0:09, UT 28 - BGSU 10
- 01:15 UT - Landers, Matt 6 yd pass from (Cluckey, Thomas kick), 4-65 0:37, UT 35 - BGSU 10
- 3rd 09:27 UT - Turner, Jamal 4 yd pass from (Cluckey, Thomas kick), 11-75 5:26, UT 42 - BGSU 10
- 4th 14:27 UT - Finn, Dequan 9 yd run (Cluckey, Thomas kick), 11-72 3:43, UT 49 - BGSU 10
- 09:56 BGSU - Johnson, Jamal 2 yd pass from (Needham, Nate kick), 11-75 4:31, UT 49 - BGSU 17

Attendance—18,349

	UT	BG		UT	BG
FIRST DOWNS	25	17	Punts (Number-Avg)	4-34.8	8-41.0
RUSHES-YARDS (NET)	42-269	40-129	Fumbles-Lost	0-0	1-0
PASSING YDS (NET)	270	67	Penalties-Yards	8-99	6-63
Passes Att-Comp-Int.	25-18-0	25-12-1	Possession Time	28:25	31:35
TOTAL OFFENSE PLAYS-YARDS	67-539	65-196	Third-Down Conversions	5 of 11	7 of 17
Fumble Returns-Yards	0-0	0-0	Fourth-Down Conversions	1 of 2	0 of 0
Punt Returns-Yards	0-1	0-5	Red-Zone Scores-Chances	5-5	3-4
Kickoff Returns-Yards	3-65	4-90	Sacks By: Number-Yards	5-0	0-0
Interception Returns-Yards	1-0	0-0			

RUSHING: Toledo-Koback, Bryant 19-121; Kelly, Micah 10-80; Stuart, Jacques 7-46; Finn, Dequan 4-30; Bradley, Carter 1-0; TEAM 1-minus 8. **Bowling Green**-Mosley, Nick 10-53; Stewart, Terio 13-42; Patterson, Jaison 4-39; Johnson, Jamal 3-14; McDonald, Matt 10-minus 19.

PASSING: Toledo-Finn, Dequan 18-24-0-270; Bradley, Carter 0-1-0-0. **Bowling Green**- McDonald, Matt 11-20-0-65; Melton, Tucker 1-5-1-2.

RECEIVING: Toledo-McKinley-Lewis, 3-83; Landers, Matt 3-57; Winstead, Isaiah 3-48; Koback, Bryant 3-25; Maddox, Devin 2-24; Stuart, Jacques 2-20; Blankumsee, DeMe 1-9; Turner, Jamal 1-4. **Bowling Green**-Osborne, Austi 6-50; Johnson, Jamal 3-9; Keith, Taron 1-6; Little, Griffi 1-2; Patterson, Jaison 1-0.

TEAM COMPARISON



Record	5-5	Record	7-3
Scoring Offense	23.0	Scoring Offense	35.1
Rushing Offense	108.4	Rushing Offense	182.3
Passing Offense	221.7	Passing Offense	224.3
Pass Efficiency	130.41	Pass Efficiency	142.88
Total Offense	330.1	Total Offense	406.6
Time/Possession	30:26	Time/Possession	28:38
Scoring Defense	32.6	Scoring Defense	26.3
Rushing Defense	161.5	Rushing Defense	160.9
Passing Defense	256.7	Passing Defense	179.9
Pass Efficiency Defense	148.12	Pass Efficiency Defense	108.26
Total Defense	418.2	Total Defense	340.8
Sacks	3.30	Sacks	2.20
Tackles for Loss	6.4	Tackles for Loss	7.1
Turnover Margin	0.30	Turnover Margin	-0.30
Net Punting	37.26	Net Punting	36.63
Punt Returns	14.18	Punt Returns	8.65
Kickoff Returns	21.09	Kickoff Returns	15.93



ILB Darren Anders (23) made 12 tackles the last time these teams met in 2021.



MAC STANDINGS

	Conference Overall			
	W	L	W	L
EAST				
Ohio	5	1	7	3
BOWLING GREEN	4	2	5	5
Buffalo	4	2	5	5
Kent State	3	3	4	6
Miami (OH)	2	4	4	6
Akron	0	6	1	9

WEST	W	L	W	L
Toledo	5	1	7	3
Eastern Michigan	3	3	6	4
Ball State	3	3	5	5
Central Michigan	3	3	4	6
Northern Illinois	2	4	3	7
Western Michigan	2	4	3	7

2022 PRESEASON MAC POLL

EAST DIVISION

- Miami (OH) (20)..... 139
- Kent State (3)..... 116
- Buffalo..... 78
- Ohio..... 72
- Bowling Green (1) 71
- Akron..... 28

WEST DIVISION

- Northern Illinois (11) 122
- Toledo (9)..... 120
- Central Michigan (4)..... 112
- Western Michigan..... 56
- Eastern Michigan..... 52
- Ball State..... 42

MAC Football Championship Game Winner:
Northern Illinois (9), Toledo (6), Miami (OH) (5), Central Michigan (4)

ON THIS DATE - NOV. 15

► Bowling Green has played 14 previous games in its history on Nov. 15. The Falcons are 9-5 all-time on this date.

Season	Site	BGSU Coach	W/L/T	Score	BGSU Rank	Opponent	Opp. Coach	Opp. Rank
1924	Away	Warren E. Steller	W	6-0	NR	Bluffton	A.C. Burcky	NR
1930	Away	Warren E. Steller	W	19-7	NR	Detroit CC (Wayne)	Norman G. Wann	NR
1941	Home	Robert Whittaker	W	47-0	NR	Findlay	Lee Graves	NR
1947	Home	Robert Whittaker	W	19-7	NR	Northern Iowa	Clyde Starbeck	NR
1952	Home	Robert Whittaker	L	14-33	NR	Ohio	Carroll Widdoes	NR
1958	Home	Doyt L. Perry	W	21-7	NR	Marshall	Herb Royer	NR
1969	Away	Don Nehlen	L	12-28	NR	West Texas	Joe E. Kerbel	NR
1975	Away	Don Nehlen	W	48-6	NR	Southern Illinois	Doug Weaver	NR
1986	Away	Moe Ankney	L	3-22	NR	Toledo	Dan Simrell	NR
2003	Home	Gregg Brandon	W	42-33	25	Kent State	Dean Pees	NR
2005	Away	Gregg Brandon	W	42-14	NR	Miami (OH)	Shane Montgomery	NR
2006	Home	Gregg Brandon	L	7-9	NR	Miami (OH)	Shane Montgomery	NR
2016	Home	Mike Jinks	W	42-7	NR	Kent State	Paul Haynes	NR
2017	Home	Mike Jinks	L	37-66	NR	Toledo	Jason Candle	NR

FALCONS LOOKING FOR WIN NUMBER SIX

- Currently BGSU has the most season wins (5) and MAC wins (4) since 2015 when BGSU went 10-4 overall and 7-1 in MAC play.
- A win against Toledo will make Bowling Green bowl-eligible for the first time since 2015.

MCDONALD CLIMBS THE BGSU CAREER PASSING LIST

- Matt McDonald is on the verge of jumping into the BGSU Top-10 list for career passing touch-down at Bowling Green.
- McDonald needs 375 passing yards to pass Ryan Henry for No. 10 all-time at Bowling Green in career passing.
- Below is where McDonald sits on the BGSU career passing list:

Player	Years	Career Passing Yards
8. Erik White	1989-92	6,072
9. Mark Miller	1974-77	5,919
10. Ryan Henry	1992-95	5,668
11. Matt McDonald	2020-pres.	5,294

BOWLING GREEN IS GETTING TO THE QUARTERBACK

- In records dating back to 1990, BGSU is tied for the third-most team sacks over the past 33 seasons. BGSU cracked the top-5 during that span in just eight games, while the other teams on the list all played in bowl games, with three playing for a MAC championship. The 1992 and 2013 teams won the MAC championship.
- BGSU all-time career sack leader Kevin O'Brien had 19 of those 38 team sacks in 1992.
- BGSU is one of 50 FBS programs since 2000 to have at least 33 team sacks through the first nine games of the season.
- Below are the top-five BGSU team sacks seasons since 2000:

Year	Team Sacks (Games)
1. 2012	38 (13)
1992	38 (11)
3. 2022	33 (10)
2014	33 (14)
5. 2013	30 (14)

BOWLING GREEN'S DEFENSE WAS STRONG DURING RECENT WINNING STREAK

- After allowing 492.3 yards per game over the first six games of the season, BGSU's defense locked down during a recent three-game winning streak. During wins over Miami (OH), Central Michigan and Western Michigan, BGSU has allowed an average of 271.0 yards.
- BGSU held Miami (OH) to 189 yards of total offense. It was just the 10th time since 2000 (second time this season, vs. Cincinnati) that the RedHawks were held under 190 yards of total offense.
- BGSU held Miami (OH) under 200 yards of total offense, which is the third time the Falcons have done that to an opponent under Scot Loeffler. It was the first time since the 2019 Akron game. Bowling Green under Loeffler is 3-0 in those games.
- Bowling Green allowed Miami (OH) to just 10 first downs. BGSU is 4-0 under Scot Loeffler when the opponent has 10 or fewer first downs.
- BGSU held CMU running backs to just 20 rushing yards and 60 of the Chippewas 102 rushing yards came on a scamper by the QB via a broken play.
- BGSU held Western Michigan to 91 yards of total offense in the first half. WMU finished with 318 yards of total offense.

BACON SIZZLING FOR BGSU

- S Chris Bacon leads BGSU with 59 tackles, which ranks No. 12 in the MAC among defensive backs. He is also No. 34 in the nation among defensive backs in tackles.
- Bacon transferred to BGSU as a grad transfer from Georgia State.

BOWLING GREEN SPREADING THE SACKS AROUND

- Bowling Green No. 2 in the nation with 33 team sacks. The Falcons also spread those sacks around. Bowling Green has 15 Falcons with at least one full sack on the year, which is tops in the nation, sharing the spot with Southern Miss.

School	Individuals with 1.0+ Sacks
1. Bowling Green	15
Southern Miss	15
3. Louisville	14
4. Central Michigan, Cincinnati, Tennessee	13

BGSU PUNT RETURNS AND PUNT COVERAGE

- Bowling Green is No. 11 in the nation and No. 1 in the MAC with 14.18 yards per punt return.
- Jhaylin Embery (14.75 ypr) and Jake Rogers (12.30 ypr) both don't have enough returns to be ranked as individuals nationally. But both would be in the top 10 in the nation.
- BGSU is also No. 27 in the nation and No. 2 in the MAC in punt return defense (4.15).
- BGSU is one of six schools in the nation to be in the Top-30 in punt returns and punt defense. Baylor, Cincinnati, Houston, South Carolina and Tennessee are the others.

BRODEN REACHES CAREER RECEIVING MARK

- WR Tyrone Broden became the 40th Falcon all-time to notch 1,000-career receiving yards in program history last time out against Western Michigan.
- Broden currently has 1,085 career receiving yards. He became the first Falcon to reach the plateau since current Buffalo Bills tight end Quintin Morris reached the mark in 2019.

BGSU HASTWO OTHER 1,000-YARD RECEIVER

- With Broden passing the 1,000 career receiving yards plateau, he joins two other Falcons that have already reached that milestone.
- WR CJ Lewis has 78 career receptions for 1,141 receiving yards and eight touchdowns.
- WR Odieu Hiliare has 145 career receptions for 1,815 receiving yards and 17 touchdowns.
- Lewis (Boston College) and Hiliare (Alabama A&M) both joined BGSU this year.

MCDONALD FAMILY OF QUARTERBACKS

- QB Matt McDonald's pass that went for a 31-yard touchdown pass to WR Tyrone Broden at Central Michigan pushed him past 5,000 career passing yards, which includes 118 yards from his time at Boston College.
- McDonald is the fourth male in his family to be an FBS quarterback, which includes his All-American dad, Paul McDonald, who led USC to the national title in 1979.
- Matt's old brothers Michael (USC) and Andrew (New Mexico State) also were FBS quarterbacks.
- Earlier this year (at UCLA) McDonald became the fourth in his family to play a game at the Rose Bowl Stadium.
- Matt boasts the most career passing yards among the four McDonalds. You can see how their career numbers match up below:

Name, School, Years	Career Games	Career Passing Yards	Career Touchdowns
Matt McDonald, Bowling Green/BC, 2018-pres.	28	5,412	32
Paul McDonald, USC, 1976-79	49	4,138	37
Andrew McDonald, New Mexico State, 2012-13	13	2,500	15
Michael McDonald, USC, 2005-07	30	24	2

SIMS ONE OF THE NATION'S STOPTIGHT ENDS

- TE Christian Sims is currently No. 9 among the nation's tight ends with 4.0 receptions per game. The 2021 first-team All-MAC tight end is on the John Mackey Award Watch List, the Senior Bowl Watch List and the East-West Shrine 1,000 List.
- Sims missed the Mississippi State game with an injury.

Name, School	Receptions Per Game
1. Dalton Kincaid, Utah	5.6
2. Michael Mayer, Notre Dame	5.4
3. Sam LaPorta, Iowa	4.9
Joel Wilson, Central Michigan	4.9
5. Payne Durham, Purdue	4.8
6. Ja'Tavion Sanders, Texas	4.6
7. Benjamin Yurosek, Stanford	4.3
8. Seydou Traore, Arkansas St.	4.1
9. Christian Sims, Bowling Green	4.0

BGSU'S 1,000-YARD RECEIVING LIST

Name (Years)	Total Yards
1. Charles Sharon (2002-05)	3,450
2. Freddie Barnes (2006-09)	3,290
3. Scotty Miller (2015-18)	2,867
4. Robert Redd (1998-02)	2,726
5. Ronnie Moore (2013-16)	2,701
6. Stan Hunter (1982-85)	2,679
7. Roger Lewis (2014-15)	2,637
8. Ronald Heard (1986-89)	2,491
9. Mark Szlachcic (1989-92)	2,446
10. Cole Magner (2001-04)	2,385
11. Steve Sanders (2002-05)	2,324
12. Jeff Groth (1975-78)	2,268
13. Reggie Thornton (1986-89)	2,231
14. Ryan Burbrink (2011-15)	2,213
15. Kamar Jordan (2010-11)	2,198
16. Ronnie Redd (1991-94)	2,196
17. Kurt Gerling (1998-01)	2,191
18. Corey Partridge (2005-08)	1,990
19. Shaun Joplin (2010-13)	1,850
20. Shawn Potts (1979-82)	1,618
21. Ed Jones (1966-68)	1,615
22. David Bautista (2000-01)	1,576
23. Alex Bayer (2010-13)	1,543
24. Quintin Morris (2017-20)	1,529
25. Gehrig Dieter (2014-15)	1,493
26. James Hawkins (2001-04)	1,483
27. Rameir Martin (1991-94)	1,453
28. Mark Dowdell (1981-84)	1,422
29. Bob Zimpfer (1967-69)	1,412
30. Dan Shetler (1977-80)	1,349
31. Jim Ladd (1951-53)	1,341
32. Teo Redding (2013-17)	1,328
33. Damron Hamilton (1996-97)	1,242
34. Kyle Hockman (1987-89)	1,210
35. Chris Wright (2006-09)	1,201
36. Greg Meehan (1983-85)	1,120
37. P.J. Pope (2002-05)	1,148
38. Tyrone Broden (2019-pres.)	1,085
39. Jack Hecker (1953-55)	1,081
40. Joe Boxley (1984-85)	1,061

NEXT UP:

Christian Sims (2019-pres.)	812
Austin Osborne (2021-pres.)	546



Against Western Michigan on Nov. 2, 2022, WR Tyrone Broden became the 40th Falcon in program history with 1,000 career receiving yards.

BGSU'S 1,000-YARD RUSHING LIST

Name (Years)	Total Yards
1. Travis Greene (2011-15)	3,852
2. Dave Preston (1973-76)	3,423
3. Paul Miles (1971-73)	3,239
4. P.J. Pope (2002-05)	3,238
5. Fred Coppet (2013-16)	2,833
6. Fred Durig (1950-52)	2,564
7. Josh Harris (2000-03)	2,473
8. Bryant Jones (1980-82)	2,357
9. LeRoy Smith (1989-92)	2,313
10. Willie Geter (2007-10)	2,156
11. Joe Alls (1999-02)	2,137
12. Zeb Jackson (1990-93)	2,044
13. Courtney Davis (1993-96)	2,011
14. Bernard White (1984-85)	1,985
15. Dan Saleet (1974-77)	1,965
16. Andrew Clair (2017-20)	1,937
17. Anthon Samuel (2011-12)	1,842
18. Keylan Cates (1994-96)	1,827
19. Chris Bullock (2006-09)	1,756
20. Jack Woodland (1947-49)	1,752
21. Anthony Turner (2005-07)	1,569
22. Stew Williams (1964-66)	1,550
23. Vic DeOrio (1955-57)	1,545
24. Josh Cleveland (2016-17)	1,442
25. Phil Polak (1971-73)	1,435
26. Chris Bullock (2006-09)	1,434
27. Godfrey Lewis (1998-02)	1,431
28. Bob Ramlow (1956-58)	1,384
29. Jay Cunningham (1962-64)	1,258
30. Dave Windatt (1977-80)	1,221
31. Don Lisbon (1960-62)	1,215
32. John Gibson 1998-01)	1,199
33. Mike Otten (1979-82)	1,182
34. B.J. Lane (2002-05)	1,799
35. Jeff Davis (1984-87)	1,177
36. Mike Wright (1976-79)	1,149
37. Rich Pont (1949-51)	1,073
38. Jack Giroux (1954-56)	1,046
39. Jerry Fields (1969-71)	1,027



Travis Greene set the Bowling Green career rushing record with 3,852 career rushing yards (2011-15).

WATCH OUT FOR KARL BROOKS

- DL Karl Brooks returns in 2021 after finishing the regular season in 2021 No. 5 in the MAC with 75 sacks.
- Brooks currently is No. 10 in the nation with 8.0 sacks.
- Brooks is No. 4 all-time in BGSU history with 25.5 sacks.
- Brooks earned third-team All-MAC honors in 2021.
- Below is where Brooks ranks in the BGSU annals.

Name, Years	Career Sacks
1. Kevin O'Brien, 1989-92	31.0
2. Chris Jones, 2009-12	28.0
3. Diyral Briggs, 2005-08	26.0
4. Karl Brooks, 2018-pres.	25.5

JB BROWN HAS JUMPED ON THE SCENE

- ILB JB Brown has jumped onto the scene in 2022.
- Brown is tied for No. 7 in the nation with three fumbles forced.
- Brown forced two fumbles against Marshall inside BGSU's five-yard line.
- He is fifth on the team with both 41 tackles and fourth with 3.0 tackles for loss.

HILIARE'S GAME RECEPTION STREAK

- Bowling Green's Odieu Hiliare owns a 32-game reception streak. It is tied for No. 15 in the nation among active streaks and is the third-best in the MAC behind No. 7 Yo'Heinz Tyler (Ball State, 35) and Jayshon Jackson (Ball State, 35), and No. 12 Hassan Beydoun (EMU, 33).
- Jacob Cowing (Arizona) and Zakhari Franklin (UTSA) lead the nation at 42 games. Below is where Hiliare currently ranks:

Name, School	Rec. Game Streak
11. Michael Mayer, Notre Dame	34
12. Jalen Moreno-Cropper, Fresno State	33
Hassan Beydoun, Eastern Michigan	33
Jo'quavious Marks, Mississippi State	33
15. Odieu Hiliare, Bowling Green	32
Brant Kuithe, Utah	32
Parker Washington, Penn State	32

LOEFFLER QUARTERBACKS AND THE LOMBARDITROPHY

- Bowling Green head coach Scot Loeffler has coached seven quarterbacks who went on to play in the NFL. Those seven quarterbacks have gone on to win a combined nine Super Bowl championships (Tom Brady - 7; Brian Griese - 1; Chad Henne - 1).

BRODEN IS THE TALLEST WIDE RECEIVER IN THE NATION

- WR Tyrone Broden had a breakout season in 2021 as he led BGSU with 596 receiving yards on 36 receptions. He also had a team-best five receiving touchdowns. His 16.56 yards per reception ranked No. 4 in the MAC and No. 57 nationally.
- Broden is listed at 6-7, but was only 5-8 as a junior in high school. He was 6-4 by his senior year in high school and 6-5 by the time he arrived at BGSU in 2019. While he has been at Bowling Green, he has grown to 6-7.
- He is the tallest wide receiver in the nation, sharing the spot with three ACC wide receivers. The nation's tallest wide receivers are listed below:

Name, School	Height
1. Tyrone Broden, Bowling Green	6-7
Lavel Davis Jr., Virginia	6-7
E.J. Jenkins, Georgia Tech	6-7
Johnny Wilson, Florida State	6-7

FANNIN'S DAY AT MISSISSIPPI STATE

- Harold Fannin's five receptions at MSU last time out are the second most single-game catches by a true freshman tight end in the nation this season. They are the most by a true freshman tight end this season against an FBS opponent.
- Ball State's Tanner Koziol made six catches against Murray State on Sept. 17.
- Fannin missed the Akron game with an injury.

JAKARI ROBINSON CLEARED TO PLAY

- C Jakari Robinson learned upon the team planning landing in Mississippi on Sept. 23 that the NCAA granted his transfer waiver from Memphis. Robinson made his BGSU debut to start the second quarter and promptly helped lead the Falcons on a 97-yard drive that resulted in a Camden Orth to Tyrone Broden touchdown pass (25 yards).
- Robinson made 24 career starts at Cincinnati and was part of its 2020 AAC championship team. A graduate of UC, Robinson transferred to Memphis in 2021 and appeared in seven games last season.
- Robinson, who enrolled at BGSU in January, received the second most votes for captain on the offense behind Matt McDonald.
- Robinson and his wife, Gabrielle, have one daughter, Rhythm.

2022 BOWLING GREEN FOOTBALL

WIMBERLY COMES WITH THE BLOCKED PUNTS

- RB PaSean Wimberly is tied for No. 3 in the nation in blocked punts with two.
- Wimberly, who was awarded a scholarship a week before the season, blocked a punt at UCLA and another one against Eastern Kentucky.
- Temple's De'Von Fox leads the nation with three blocked punts, all of which came in week No. 2 against Lafayette.
- BGSU also blocked a punt against Marshall (James Miller), giving the Falcons one in each of their first three games.
- BGSU is tied for No. 5 in the nation with three blocked punts.

BOWLING GREEN FALCONS MISSING AT MISSISSIPPI STATE

- Bowling Green head coach Scot Loeffler missed the Mississippi State game due to a personal health matter. Associate head coach/inside linebacker coach Steve Morrison was acting head coach in Loeffler's absence. Running back coach Brian White was the game manager on the field due to Morrison being up in the booth.
- QB Matt McDonald missed the MSU game due to an injury sustained against Marshall. Camden Orth made his first BGSU start after serving as the starting QB at LIU last season.
- TE Christian Sims suffered an injury in practice and missed the MSU game as well. True freshman Harold Fannin Jr. made his first collegiate start and set career highs in receptions (5), receiving yards (49) and receiving TDs (1).

ANDERS CONTINUES TO BE ELITE

- ILB Darren Anders was a first-team All-MAC honoree in 2021 after leading the league in tackles (10.3 per game) and finishing No. 8 in the nation in tackles per game.
- One of three players in all of FBS over the last two seasons to rank in the top-15 nationally in tackles and is the only one who returns to CFB in 2022.
- He was one of three FBS players in 2021 with 120+ tackles, 3.0+ sacks, 1+ fumbles recovered and 1+ interceptions (one of two through the regular season) and only one returning to CFB in 2022.
- Anders, who has also been named to the Butkus Award, Bednarik Award, Lombardi Award and Nagurski Trophy watch lists, leads all Mid-American Conference players in total watch lists named to with four. He is the first Bowling Green player to be named to four different watch lists. He was also named a first-team preseason Pro Football Network All-American.

ANDERS HAS BEEN ON POINT SINCE 2020

- Bowling Green's Darren Anders ranks No. 11 in the nation among active players in tackles per game dating back to the start of the 2020 season.
- Below is where Anders ranks in tackles per game since 2020:

Name, School	Tackles Per Game
1. Bubba Arslanian, Akron	11.35
2. Carlton Martial, Troy	10.81
3. Nick Jackson, Virginia	10.13
4. Jackson Mitchell, UConn	10.04
5. Bumper Pool, Arkansas	9.88
6. Kyle Harmon, San Jose State	9.86
7. Ivan Pace Jr., Cincinnati	9.77
8. KD Davis, North Texas	9.38
9. James Patterson, Buffalo	9.24
10. Jack Campbell, Iowa	9.17
11. Darren Anders, Bowling Green	8.78

DUAL-SPORT ATHLETE IN GAZAREK

- TE Levi Gazarek is also a RHP on the Bowling Green baseball team.
- He is one of 15 FBS players that is also on a baseball roster for next spring.
- Gazarek pitched 42.1 innings in 2022, going 2-3 with a 7.87 ERA. He notched 22 strikeouts and made five starts.
- Last season for BGSU Gazarek appeared in all 12 football games with 10 starts.
- He made his first collegiate catches at Tennessee in the 2021 season opener caught his for 23 yards. He finished last season with 10 receptions for 88 yards.
- In the spring of 2021, Gazarek pitched 8.0 innings, striking out five.

BOWLING GREEN GRADUATES

- Bowling Green has 13 players that are participating this fall as college graduates. The full list is below:

S Chris Bacon, OLB Bryce Brand, WR Caven Croom, CB Davon Ferguson, DL Walt Haire, K Mason Lawler, WR CJ Lewis, QB Matt McDonald, WR Austin Osborne, C Jakari Robinson, PK Owen Rozanc, OT Kameren Stewart, ILB DJ Taylor.



TEAM NOTES

FUTURE SCHEDULES

2023

Sept. 2	at Liberty	Lynchburg, Va.
Sept. 9	Eastern Ill.	Bowling Green, Ohio
Sept. 17	at Michigan	Ann Arbor, Mich.
Sept. 30	at Georgia Tech	Atlanta, Ga.
TBA	Akron	Bowling Green, Ohio
TBA	Ohio	Bowling Green, Ohio
TBA	Ball State	Bowling Green, Ohio
TBA	Toledo	Bowling Green, Ohio
TBA	at Buffalo	Buffalo, N.Y.
TBA	at Kent State	Kent, Ohio
TBA	at Miami (OH)	Oxford, Ohio
TBA	at Western Mich.	Kalamazoo, Mich.

2024

Aug. 29	Fordham	Bowling Green, Ohio
Sept. 7	at Penn State	State College, Pa.
Sept. 21	at Texas A&M	College Station, Texas
Sept. 28	Old Dominion	Bowling Green, Ohio
TBA	Buffalo	Bowling Green, Ohio
TBA	Kent State	Bowling Green, Ohio
TBA	Miami (OH)	Bowling Green, Ohio
TBA	Western Mich.	Bowling Green, Ohio
TBA	at Akron	Akron, Ohio
TBA	at Ohio	Athens, Ohio
TBA	at Ball State	Muncie, Ind.
TBA	at Toledo	Toledo, Ohio

2025

Sept. 6	at Minnesota	Minneapolis, Minn.
Sept. 20	at Louisville	Louisville, Ky.
Oct. 4	at UMass	Amherst, Mass.
TBA	Akron	Bowling Green, Ohio
TBA	Ohio	Bowling Green, Ohio
TBA	Eastern Mich.	Bowling Green, Ohio
TBA	Toledo	Bowling Green, Ohio
TBA	at Buffalo	Buffalo, N.Y.
TBA	at Kent State	Kent, Ohio
TBA	at Miami (OH)	Oxford, Ohio
TBA	at Central Mich.	Mt. Pleasant, Mich.

2026

Sept. 5	at Arizona State	Tempe, Ariz.
Sept. 12	St. Francis (Pa.)	Bowling Green, Ohio
Sept. 19	at Iowa State	Ames, Iowa
Oct. 3	UMass	Bowling Green, Ohio
TBA	Buffalo	Bowling Green, Ohio
TBA	Kent State	Bowling Green, Ohio
TBA	Miami (OH)	Bowling Green, Ohio
TBA	Ball State	Bowling Green, Ohio
TBA	at Akron	Akron, Ohio
TBA	at Ohio	Athens, Ohio
TBA	at Northern Illinois	DeKalb, Ill.
TBA	at Toledo	Toledo, Ohio

2027

Sept. 4	at Ohio State	Columbus, Ohio
Sept. 18	Iowa State	Bowling Green, Ohio
Sept. 25	at Marshall	Huntington, W.Va.
TBA	Akron	Bowling Green, Ohio
TBA	Ohio	Bowling Green, Ohio
TBA	Central Mich.	Bowling Green, Ohio
TBA	Toledo	Bowling Green, Ohio
TBA	at Buffalo	Buffalo, N.Y.
TBA	at Kent State	Kent, Ohio
TBA	at Miami (OH)	Oxford, Ohio
TBA	at Western Mich.	Kalamazoo, Mich.

CAREER STARTS

Defensive Players

Name, Pos.	'18	'19	'20	'21	'22	Career	Streak
Karl Brooks, DL	8	12	3	12	10	46	24
Jordan Anderson, S	*	7	4	12	8	31	2
Walter Haire, DL	0	4	5	12	9	30	6
Darren Anders, LB	*	1	5	12	10	28	28
Chris Bacon, S	2	1	3	5	10	21	10
Davon Ferguson, CB	0	5	4	7	2	17	-
Blaine Spires, DL	*	*	0	11	6	17	-
DJ Taylor, LB	7	0	*	1	9	17	9
Anthony Hawkins, DL	*	*	0	7	9	16	6
Bryce Brand, OLB	0	1	0	3	10	14	10
Brock Horne, LB	*	*	0	10	1	11	-
Jalen Burton, CB	*	*	*	3	7	10	-
Trent Simms, S	*	*	0	4	6	10	4
Deshawn Jones Jr., CB	*	*	*	2	8	10	8
Marcus Sheppard, CB	*	*	1	6	0	7	-
Billie Roberts, DL	*	*	0	6	0	6	-
Jordan Oladokun, CB	*	*	*	0	3	3	3
Patrick Day, S	*	*	1	0	1	2	-
Demetrius Hardamon, LB	0	0	0	1	0	1	-
Diego Neri, LB	*	*	*	1	0	1	-
Joseph Sipp Jr., LB	*	*	*	*	1	1	-

* did not play Note: Some starts may be at positions other than the ones listed.

Offensive Players

Name, Pos.	'18	'19	'20	'21	'22	Career	Streak
Jakari Robinson, C	6	14	4	0	6	30	6
Matt McDonald, QB	0	*	5	12	9	26	6
Cedric Dunbar II, OG	0	10	0	12	3	25	-
Jalen Grant, OG	*	*	3	12	9	24	5
Odieu Hiliare, WR	*	3	4	10	6	23	-
CJ Lewis, WR	0	0	10	4	7	21	1
Tyrone Broden, WR	*	*	5	9	5	19	-
Christian Sims, TE	*	0	1	9	9	19	6
Levi Gazarek, TE	*	*	0	10	8	18	4
Kameron Stewart, OT	*	6	2	0	7	15	7
Bronson Warner, OG	*	*	*	4	10	14	10
Jeremiah Banks-Wall, OT	*	*	1	11	1	13	-
Cade Zimmerly, OG	*	*	*	10	2	12	-
Alex Wollschlaeger, OT	*	*	*	2	10	12	10
Camden Orth, QB	*	0	0	10	1	11	-
Austin Osborne, WR	*	0	0	9	0	9	-
Ta'ron Keith, RB	*	*	0	3	6	9	-
Cavan Croom, WR	0	0	0	3	5	8	2
Jamal Johnson, RB	*	*	*	2	2	5	-
Andrew Bench, TE	*	*	2^	3	0	5	-
Jaison Patterson, RB	*	*	*	4	1	5	1
Jhaylin Embry, WR	*	*	1	2	0	3	-
Alex Padgett, OG	*	*	*	3	0	3	-
Tunde Fatukasi, OT	*	*	*	0	2	2	-
Harold Fannin Jr., TE	*	*	*	*	1	1	-
Trevon Raymore, RB	*	*	1	0	0	1	-
Nick Mosley, RB	*	*	*	1	0	1	-

* did not play Note: Some starts may be at positions other than the ones listed.

^ - starts while playing defense

2022 BOWLING GREEN OPPONENTS

Opponent	'22 Record	AP Rank	This Week	Next Game
at UCLA	8-2	16	USC	Cal
Eastern Kentucky	6-4		Kennesaw State	End of Regular Season
Marshall	6-4		Georgia Southern	Georgia State
at Mississippi State	6-4		East Tenn. State	Ole Miss
at Akron	1-8		Eastern Michigan	at NIU
Buffalo	5-5		Akron	Kent State
Miami (OH)	4-6		at NIU	Ball State
at Central Michigan	4-6		Western Michigan	at Eastern Michigan
Western Michigan	3-7		at Central Michigan	at Central Michigan
Kent State	4-6		Eastern Michigan	at Buffalo
at Toledo	7-3		Bowling Green	at Western Michigan
at Ohio	7-3		at Ball State	Bowling Green

BGSU'S ALL-TIME OVERTIME GAMES

• BGSU has played five all-time OT games and has a 3-4 record all-time:

Year	Opponent	Site	Result
1996	Western Michigan	Doyt Perry Stadium	L, 13-16
1999	at UCF	Citrus Bowl (Orlando, Fla.)	W, 33-30
2005	Toledo	Doyt Perry Stadium	L, 41-49 (2 ot)
2007	at Minnesota	Metrodome (Minneapolis, Minn.)	W, 32-31
2008	Buffalo	Doyt Perry Stadium	L, 34-40 (2 ot)
2022	Eastern Kentucky	Doyt Perry Stadium	L, 57-59 (7 ot)
2022	Marshall	Doyt Perry Stadium	W, 34-31

DOYT PERRY STADIUM

Doyt Perry Stadium is named in honor of the man who led Bowling Green to a 77-11-5 record in his 10 years as the head coach of the Falcons.

Doyt L. Perry was simply one of the greatest football coaches of his day. His .855 winning percentage over 10 seasons in the 1950s and 1960s remains one of the highest in football history. In fact, Perry is sixth all-time behind Bob Reade (Augustana), Knute Rockne (Notre Dame), Frank Leahy (Notre Dame), Larry Kehres (Mount Union) and Jeff Devaney (Trinity, Conn.) in winning percentage among coaches with at least 10 years of service on the collegiate level. Perry served as the BGSU athletic director for seven years (1965-71) after stepping down as football coach.

Bowling Green won the first game ever played in Perry Stadium, defeating Dayton, 13-0, on Oct. 1, 1966. The football facility at BGSU was formally dedicated as Doyt L. Perry Stadium on Sept. 26, 1992.

Bowling Green has played 290 games in the venue. BGSU's all-time record at Doyt Perry Stadium stands at 174-110-6.

Top 10 Doyt Perry Stadium Crowds All-Time

Date	Attend.	Opponent	Result	Date	Attend.	Opponent	Result
10/8/1983	33,527	Toledo	L, 3-6	10/19/1991	27,333	Toledo	W, 24-21
10/25/2003	31,007	N. Illinois	W, 34-18	10/9/1971	26,860	Toledo	L, 7-24
11/29/2003	29,724	Toledo	W, 31-23	11/23/2001	26,483	Toledo	W, 56-21
10/2/1993	29,210	Toledo	W, 17-10	11/15/2006	25,616	Miami (OH)	L, 7-9
11/16/1985	28,110	Toledo	W, 21-0	9/30/1989	25,057	Akron	L, 24-38

BOWLING GREEN CAREER STARTS BY POSITION

OFFENSE

WR	LT	LG	C	RG	RT	TE	QB	TB	WR	WR	TE
Broden (15)	Banks-Wall (13)	Grant (12)	Grant (12)	Warner (10)	Wollschlaeger (12)	Sims (19)	McDonald (26)	Keith (7)	Embry (3)	Osborne (9)	Gazarek (18)
Lewis (7)	Stewart (7)	Zimmerly (8)	Robinson (6)			Fannin (1)	Orth (1)	Patterson (5)	Keith (2)	Croom (8)	Bench (3)
	Fatukasi (2)	Dunbar II (3)	Zimmerly (4)					Johnson (4)	Johnson (1)	Hiliare (6)	
	Padgett (3)							Mosley (1)			

DEFENSE

DE	DT	NT	DE	OLB	ILB	ILB	OLB	CB	FS	SS	CB
Roberts (7)	Haire (30)		Brooks (46)	Brand (13)	Anders (27)	Taylor (9)	Spires (17)	Sheppard (7)	Anderson (20)	Bacon (10)	Jones Jr. (10)
Bench (2)			Hawkins (14)		Horne (11)	Neri (1)		Burton (10)	Simms (2)	Anderson (4)	Ferguson (8)
Hardamon (1)					Sipp Jr. (1)			Oladokun (3)	Day (1)	Ferguson (1)	Simms (8)

Day (1)

3 MATT McDONALD



Quarterback • 6-3 • 210 • Senior
Newport Beach, Calif. • Mission Viejo HS/Boston College

McDONALD CLIMBS THE SINGLE-SEASON PASSING TD LIST

- Matt McDonald is on the verge of jumping into the BGSU Top-20 list for single-season passing touchdown list.
- Below is the complete list for Top 20 quarterbacks single-season passing touchdown list:

Player	Year	Touchdowns
1. Matt Johnson	2015	46
2. Omar Jacobs	2004	41
3. Matt Schilz	2011	28
4. Josh Harris	2003	27
Tyler Sheehan	2009	27
Jarret Doege	2018	27
7. Omar Jacobs	2005	26
8. Ryan Henry	1994	25
Matt Johnson	2013	25
10. Tyler Sheehan	2007	23
11. Brian McClure	1984	21
12. Tyler Sheehan	2008	20
13. Josh Harris	2002	19
14. Brian McClure	1985	18
Rich Dackin	1989	18
16. Matt McDonald	2022	17
Erik White	1991	17
Erik White	1992	17
19. Brian McClure	1983	16
James Morgan	2016	16
21. Vern Wireman	1969	15
James Knapke	2014	15

MATT McDONALD NOTES

McDONALD IN THE NATIONAL RANKINGS

- QB Matt McDonald is No. 3 in the MAC and tied for No. 39 in the nation with 17 passing touchdowns. His 12.7 points responsible per game ranks No. 3 in the MAC and No. 48 in the nation. Three of his passing touchdowns have come in overtime.
- McDonald in his fourth game played this season (at Akron) has already passed his 2021 output of 12 passing touchdowns.

McDONALD CONTINUES TO ELEVATE HIS GAME

- Since throwing three interceptions in the Akron (Oct. 9, 2021) game last year, QB Matt McDonald has thrown for 2,923 yards, 22 touchdowns and only four interceptions over the past 13 games.
- McDonald had gone 241 passes between interceptions, which came on his first pass of the third quarter against Eastern Michigan and the streak ended at Akron when CJ Lewis dropped a pass and it then hit off his helmet for an easy INT by the Zips.
- However, McDonald has been sacked 43 times over the last 13 games.
- McDonald is the son of former Cleveland Brown starting quarterback Paul McDonald. Paul led the USC Trojans to the 1979 National Title and was a first-team All-American and first-team academic All-American for the Trojans.

McDONALD IN THE BGSU RECORD BOOK

- QB Matt McDonald is tied for No. 1 in the BGSU single-game record book with six total touchdowns against Eastern Kentucky. McDonald had five passing TDs and one rushing, matching Matt Johnson (2x, 2015), Josh Harris (2001) and Ryan Henry (1994).

McDONALD SPREADING THE WEALTH

- QB Matt McDonald has connected with 15 different receivers so far this season.
- McDonald is No. 3 in the MAC and No. 33 in the nation with 17 passing touchdowns. Seven different receivers have caught his 17 touchdown passes.
- McDonald threw five touchdown passes to four different receivers in the Eastern Kentucky game. The five touchdowns are tied for the seventh-most in a game this season.
- McDonald missed the Mississippi State game with an injury sustained against Marshall.

McDONALD BY THE NUMBERS (CAREER)

Rushing and Passing

SEASON	TEAM	gp	Rushing							Passing						
			att	yds	td	lg	avg/c	avg/g	comp-att-int	yds	td	lg	pct	avg/p	avg/g	effic
2018-19	BC	2	1	3	0	3	3.0	1.5	7-8-0	118	2	65	87.5	16.9	59.0	293.9
2020-21	BGSU	5	27	39	1	24	1.4	7.8	54-123-6	712	1	53	43.9	13.2	142.4	85.5
2021-22	BGSU	12	80	13	4	49	0.2	1.1	236-393-7	2555	12	81	60.1	10.8	212.9	121.2
2022-23	BGSU	9	60	1	1	31	0.0	0.1	194-310-4	2027	17	59	62.6	10.4	225.2	133.0
TOTAL FOR BGSU		26	167	53	6	49	0.3	2.0	484-826-17	5294	30	81	58.6	10.9	203.6	120.3
TOTAL		28	168	56	6	49	0.3	2.0	491-834-17	5412	32	81	58.9	11.0	193.3	122.0

Scoring and Total Offense

SEASON	TEAM	gp	Scoring										Total Offense			
			td	rush	rcv	ret	pat	2pat	fg	total	avg/g	rush	pass	total	avg/g	
2018-19	BC	2	0	0	0	0	0	0	0	0	0	0.0	3	118	121	60.5
2020-21	BGSU	5	1	1	0	0	0	0	0	0	6	1.2	39	712	751	150.2
2021-22	BGSU	12	4	4	0	0	0	0	1	0	24	2.0	13	2555	2568	214.0
2022-23	BGSU	9	1	1	0	0	0	0	3	0	6	0.7	1	2027	2028	225.3
TOTAL FOR BGSU		26	6	6	0	0	0	0	4	0	36	1.4	53	5294	5347	205.7
TOTAL		28	6	6	0	0	0	0	4	0	36	1.3	56	5412	5468	195.3



Scot Loeffler

Head Coach • Fourth Season

Scot Loeffler is in his fourth season as the head coach at Bowling Green State University. The 20th head coach of the Bowling Green football program, Loeffler came to BGSU after serving as deputy head coach and offensive coordinator at Boston College.

Coming to BGSU, Loeffler inherited one of the nation's biggest rebuilding projects as the BGSU offense and defense both ranked nearly last in the nation in both offensive and defensive production the season before his arrival.

The gains during Loeffler's tenure started to take root in 2021 as the Falcons enjoyed some signature wins, highlighted by a 14-10 triumph at Minnesota. The Gophers ultimately finished the year 9-4 and in second place in the West division of the Big Ten. BGSU's gains in 2021 were foundational as the Falcons were one of the nation's youngest teams with 71 student-athletes on the roster that were taking part in their first

or second season of college football.

The BGSU defense led the way in 2021 as it recorded its best season dating back to the 2013 MAC championship year, allowing opponents only 373.7 yards per game. Nate Needham earned first-team All-America honors from the Football Writers Association of America after leading the nation in field goal percentage through the regular season (.950) on 19-of-20 field goal attempts. He was only the third Falcon to earn first-team honors from the FWA, the second-oldest All-America team.

Linebacker Darren Anders, Needham and tight end Christian Sims all earned first-team All-MAC honors, giving BGSU the most first-team nods since the 2015 MAC championship season. Anders led the MAC and was No. 8 in the nation with 10.3 tackles per game. Sims led the MAC tight ends with 41 receptions and 418 receiving yards.

Loeffler's second season at Bowling Green came during the Covid-19 pandemic when the MAC started its season late and the Falcons played only five games. Despite going winless, the young Falcons had valuable game experience. Tight end Quintin Morris earned first-team All-MAC honors after leading the league in tight end receptions and tight end receiving yards.

In his first season at Bowling Green, the Falcons built a foundation for success. Although BGSU went just 3-9 overall and 2-6 in MAC play, the program started the rebuild in many ways. Most notably, the Falcons defeated rival Toledo 20-7 to end a nine-game losing streak in the Battle of I-75.

In BGSU's three victories (over Toledo, Akron and Morgan State), the Falcons outscored their opponents 101-16, highlighting explosive offensive performances and stifling defensive efforts. Bowling Green held Morgan State to just 70 yards of offense and Akron to 100 yards. BGSU gave up just one touchdown in those three victories.

Loeffler's coaching career, which spans back to his time as a student assistant at Michigan during the 1996 season, includes stops at Michigan, Central Michigan, Florida, Temple, Auburn, Virginia Tech and Boston College. He also spent a year coaching the quarterbacks for the Detroit Lions.

Over his career, Loeffler has coached seven quarterbacks who went on to play in the NFL – Tom Brady, Tim Tebow, Brian Griese, Chad Henne, Drew Henson, John Navarre and Logan Thomas. Those seven quarterbacks have won a combined nine Super Bowl championships (Tom Brady, 7; Brian Griese, 1; Chad Henne, 1). He has also directed a potent rushing attack at Boston College behind AJ Dillon, who was 12th nationally in rushing yards per game in 2018. Dillon was the ACC Rookie of the Year in 2017 and the nation's second-leading rusher among freshmen. Dillon was later drafted in the second round by the Green Bay Packers in the 2020 NFL Draft.

In 2018, Boston College scored 40+ points in four of its first five games, including an average of 52.7 points in consecutive wins over Massachusetts, Holy Cross and Wake Forest. The Eagles then defeated Temple 45-35 and Louisville 38-20. The team ended the regular season at 7-5 overall.

Prior to coming to BGSU, Loeffler's teams have played in 15 bowl games in the 17 seasons he has been a college coach.

In 2017, Loeffler's offense posted 35+ points in three consecutive games for the first time in 15 years at Boston College. The team scored 40+ points in consecutive conference games for the first time in the program's Big East and ACC history. The rushing offense climbed from 96th to 25th in the country and the Eagles were one of the faster teams in the nation, ranking 18th nationally in total plays.

In 2016, his first year on staff at Boston College, the Eagles won a bowl game for the first time in nine years.

Prior to his tenure at Boston College, Loeffler served as offensive coordinator and quarterbacks coach under Frank Beamer at Virginia Tech from 2013-15. He mentored Logan Thomas, who finished his collegiate career by breaking career records for passing yards, attempts, touchdown passes and rushing touchdowns by a quarterback. He oversaw a trio of wide receivers who became the first group in Virginia Tech history to each record 40 or more receptions in a season. While at Virginia Tech he directed a VT offense that went into Columbus, Ohio, and defeated Ohio State, 35-21, in the Buckeyes only loss during their 2014 national championship season.

As the offensive coordinator and quarterbacks coach at Auburn in 2012, Loeffler mentored Tre Mason, a 1000-yard rusher who became the first non-quarterback to lead Auburn in total offense since Bo Jackson in 1985.

Loeffler guided Temple to the seventh-best rushing average in the nation as offensive coordinator in 2011 and running back Bernard Pierce ranked sixth nationally, including 107 yards on the ground in Doyt L. Perry Stadium in a 13-10 BGSU victory. That team went on to win the program's first bowl game since 1979.

Prior to his time at Temple, he was the quarterbacks coach at Florida under former BGSU head coach Urban Meyer, helping the unit to the best pass efficiency in the nation in 2009. He guided Tebow in his final season in Gainesville as he passed for 2,895 yards and 21 touchdowns. Tebow graduated from Florida with five NCAA, 14 SEC and 28 school records.

In 2008, Loeffler worked with the Detroit Lions' quarterbacks, following his tenure at Michigan. From 2002-07, he coached quarterbacks for the Wolverines. Chad Henne became the first true freshman quarterback to lead his team to a Big Ten title and start in a BCS game, while John Navarre became Michigan's first All-Big Ten first-team quarterback since 1997.

Along with his time at Temple, Loeffler has familiarity in the Mid-American Conference as he was Central Michigan's quarterbacks coach from 2000-01. Prior to that, he was a graduate assistant and student assistant at Michigan, working with Brady and Griese. He was part of the Wolverines' undefeated national championship season in 1997.

A native of Barberton, Ohio and Barberton High School, Loeffler played quarterback at Michigan from 1993-96. A 1998 graduate of Michigan, Loeffler earned his undergraduate degree in history with a minor in political science.

Loeffler is married to Amie, who holds an undergraduate degree in chemistry from Bowling Green in 1999 and a graduate degree in chemistry in 2005. The couple has three children – Luke, Alexis and Mary Elizabeth.

THE LOEFFLER RECORD

PERSONAL

Born: Nov. 1, 1974 in Barberton, Ohio
Hometown: Barberton, Ohio
Wife: Amie
Children: Luke, Alexis and Mary Elizabeth

EDUCATION

High School: Barberton High School, Barberton, Ohio (1993)
College: Michigan (1998)

PLAYING EXPERIENCE

Michigan (1993-96)

COACHING EXPERIENCE

1996-97: Michigan, Student Assistant
 1998-99: Michigan, Graduate Assistant
 2000-01: Central Michigan, Quarterbacks
 2002-07: Michigan, Quarterbacks
 2008: Detroit Lions, Quarterbacks
 2009-10: Florida, Quarterbacks
 2011: Temple, Offensive Coordinator/Quarterbacks
 2012: Auburn, Offensive Coordinator/Quarterbacks
 2013-15: Virginia Tech, Offensive Coordinator/Quarterbacks
 2016-17: Boston College, Offensive Coord./Quarterbacks
 2018: Boston College, Deputy HC Offense/Offensive Coord./QBs
 2019-pres: Bowling Green, Head Coach

BOWLS COACHED

1997: Michigan, Rose (National Championship)
 1998: Michigan, Citrus
 1999: Michigan, Orange
 2002: Michigan, Outback
 2003: Michigan, Rose
 2004: Michigan, Rose
 2005: Michigan, Alamo
 2006: Michigan, Rose
 2007: Michigan, Capital One
 2009: Florida, Sugar
 2010: Florida, Outback
 2011: Temple, New Mexico
 2013: Virginia Tech, Sun
 2014: Virginia Tech, Military
 2015: Virginia Tech, Independence
 2016: Boston College, Quick Lane
 2017: Boston College, PinStripe

The Loeffler Record

Year	School	Overall	Conference	Place
2019	Bowling Green	3-9	2-6	5th (East)
2020	Bowling Green	0-5	0-5	6th (East)
2021	Bowling Green	4-8	2-6	T4th (East)
2022	Bowling Green	5-5	4-2	
Totals (fourth year)		12-27	8-19 MAC	

DID YOU KNOW?

• QB **Matt McDonald**, DL **Karl Brooks** and DL **Walter Haire** were voted on as team captains by their peers. McDonald and Brooks repeat as captains after serving the same role in 2021.

• QB **Matt McDonald** and WR **Austin Osborne** were high school teammates at Mission Viejo High School in Southern California. Osborne was part of MVHS's 2015 state championship team. That year McDonald was the starting QB at Mater Dei and was injured early in the season and while he was out with injury JT Daniels (West Virginia) took over. In 2016, McDonald took over at Mission Viejo and teamed up with Osborne. Osborne holds school records for receiving touchdowns in a game (4), season (20) and a career (46).

• OT **Tunde Fatukasi** started playing the drums in church when he was six years old. He taught himself to play the drums and has played over the years at churches in the USA and Nigeria. Fatukasi's older brothers Foley (Jaguars) and Olakunle (Buccaneers) currently play in the NFL. The Fatukasi family was displaced from their Far Rockaway, N.Y., due to Hurricane Sandy. The family of five lived in a hotel for three months and then a friend's apartment after that while their home was fixed.

• While in high school, WR **Jaedyn McKinstry** overcame rhabdomyosarcoma, a cancer that mostly affects children and forms in soft skeletal muscle tissue. The cancer was determined to be in stage 4 based on location — paratesticular, lymph node and lung — and required surgical removal. He was given only a 50 percent chance of surviving. He beat it and returned to high school sports in the fall of 2019.

• Head coach **Scot Loeffler**, associate head coach (LBs) **Steve Morrison**, and passing game coordinator (WRs) **Erik Campbell** were all on staff with each other at Michigan under former head coach Lloyd Carr.

• The Falcons have a unique legacy on their team in 2022. Tight end **Bryce Boyer** is a fourth-generation falcon. His dad (Lee), grandfather (Chester) and great grandfather (Rodney) all played football at Bowling Green. Research to this point has the Boyers as the second four-generation family in FBS history and first that is a direct line of son->father->grandfather->great grandfather. Washington State is the other, but it was a direct line of three and a maternal grandfather.

• Co-Offensive Coordinator **Greg Nosal** played offensive guard at Virginia Tech and in 2010 received the nickname "Nine-Fingers Nosal" after he lost the tip of his pinkie during a game with Central Michigan. His pinkie got stuck in a facemask on a block and the tip was ripped off. They found it in his glove, put it on ice and Nosal played the rest of the game with his hand taped up. Later in the fourth quarter they stiched it back on his finger.

• BGSU director of football operations **Damaris Linker** is one of six female directors of football operations at the FBS level that oversee the entire operation for the program. Along with **Dani Coppes**, BGSU's football sports medicine provider, Bowling Green and Kansas State are the only schools in the nation with female leads over football operations and sports medicine.

2022 HONORS/AWARDS

Darren Anders, Sr., ILB

- PFN preseason first-team All-America
- Bednarik Award Watch List
- Bronko Nagurski Trophy Watch List
- Butkus Award Watch List
- Lombardi Award Watch List
- Athlon Sports preseason first-team All-MAC
- Phil Steele preseason first-team All-MAC

Jordan Anderson, Sr., S

- Jim Thorpe Award Watch List
- East-West Shrine Game 1000 List Member
- Athlon Sports preseason first-team All-MAC
- Phil Steele preseason first-team All-MAC
- MAC East Defensive Player of the Week (Sept. 19)

Tyrone Broden, Jr., WR

- Athlon Sports preseason third-team All-MAC

Karl Brooks, Sr., DL

- East-West Shrine Game 1000 List Member
- Athlon Sports preseason first-team All-MAC
- Phil Steele preseason second-team All-MAC
- MAC East Defensive Player of the Week (Sept. 19)
- PFF's National Team of the Week (Oct. 3)
- East-West Shrine Game Def. Breakout POW (Oct. 24)

Jhaylin Embry, So., WR

- Athlon Sports preseason fourth-team All-MAC (PR)
- Phil Steele preseason first-team All-MAC (PR)

Davon Ferguson, Sr., CB

- PFN preseason honorable mention All-America
- East-West Shrine Game 1000 List Member
- Athlon Sports preseason first-team All-MAC
- Phil Steele preseason third-team All-MAC

Walter Haire, Sr., DL

- Athlon Sports preseason second-team All-MAC
- Phil Steele preseason third-team All-MAC

Demetrius Hardamon, Sr., OLB

- MAC East Defensive Player of the Week (Oct. 17)

Brock Horne, Jr., ILB

- Athlon Sports preseason fourth-team All-MAC

Ta'ron Keith, So., RB

- MAC East Special Teams Player of the Week (Nov. 7)

Matt McDonald, Sr., QB

- Campbell Trophy Semifinalist
- Wuerffel Trophy Watch List
- AllState AFCA Good Works Team Nominee
- MAC East Offensive Player of the Week (Sept. 12)
- MAC East Offensive Player of the Week (Sept. 19)

Austin Osborne, Sr., WR

- Wuerffel Trophy Watch List

Jakari Robinson, Sr., C

- Athlon Sports preseason third-team All-MAC

Christian Sims, Sr., TE

- John Mackey Award Watch List
- Senior Bowl Watch List
- East-West Shrine Game 1000 List Member
- Athlon Sports preseason first-team All-MAC
- Phil Steele preseason first-team All-MAC

Sami Sir, Fr., P

- MAC East Special Teams Player of the Week (Oct. 24)

Alex Wollschlaeger, So., OT

- Phil Steele preseason fourth-team All-MAC

NATIONAL AWARD WATCH LISTS

BEDNARIK AWARD

- Darren Anders, ILB



BRONKO NAGURSKI TROPHY

- Darren Anders, ILB



BUTKUS AWARD

- Darren Anders, ILB



LOMBARDI AWARD

- Darren Anders, ILB



JIM THORPE AWARD

- Jordan Anderson, S



JOHN MACKEY AWARD

- Christian Sims, TE



CAMPBELL TROPHY SEMIFINALIST

- Matt McDonald, QB



WUERFFEL TROPHY

- Matt McDonald, QB
- Austin Osborne, WR



SENIOR BOWL WATCH LIST

- Christian Sims, TE



EAST-WEST SHRINE 1000 LIST

- Jordan Anderson, S
- Karl Brooks, DL
- Davon Ferguson, CB
- Christian Sims, TE



ALLSTATE AFCA GOOD WORKS NOMINEE

- Matt McDonald, QB



GAME-BY-GAME NOTABLES

Opponent	Coin Toss	Kickoff/Receive	BGSU 1st Poss.	Game Time (ET)	Game Length	Jersey/Pants	Helmet	Attendance	Result
at UCLA	Won	Kickoff	Punt	2:30 p.m.	3:32	White/Orange	White	27,143	L, 17-45
Eastern Kentucky	Won	Kickoff	Field Goal	4 p.m.	4:26	White/White	White	17,376	L, 57-59 (7ot)
Marshall	Won	Kickoff	Punt	5 p.m.	3:52	Brown/Orange	Orange	21,158	W, 34-31 (ot)
at Mississippi State	Won	Kickoff	Punt	12 p.m.	3:01	White/Orange	Orange	48,376	L, 14-45
at Akron	Loss	Receive	Downs	3:30 p.m.	3:20	White/Brown	White	8,093	W, 31-28
Buffalo	Won	Kickoff	Interception	12 p.m.	3:24	Brown/White	Orange	8,724	L, 7-38
Miami (OH)	Won	Kickoff	Punt	12 p.m.	3:11	Brown/Brown	Orange	7,841	W, 17-13
at Central Michigan	Loss	Receive	Touchdown	1 p.m.	3:22	White/Brown	White	14,676	W, 34-18
Western Michigan	Won	Kickoff	Punt	7 p.m.	3:09	Brown/Brown	White	7,589	W, 13-9
Kent State	Loss	Receive	Downs	7 p.m.	3:10	Brown/Orange	Orange	7,291	L, 6-40
at Toledo				7 p.m.					
at Ohio				7 p.m.					

BOWLING GREEN'S RECORD WHEN ...

	2022	Loeffler
Overall Record	5-5	12-27
MAC Record	4-2	8-19
Non Conference	1-3	4-8
Home	3-3	8-11
Road	2-2	4-15
Neutral	0-0	0-0
Current Streak	L1	L1
Day	3-4	9-17
Night	2-1	3-10
TV Game	5-4	9-15
August	0-0	1-0
September	1-3	3-8
October	3-1	5-8
November	1-1	3-10
December	0-0	0-1
vs. top 25 Teams	0-0	0-1
vs. Non ranked teams	5-5	12-26
vs. Bowl Eligible teams	0-0	1-10
On Turf	5-3	12-24
On natural grass	0-2	0-3
Scoring first	3-2	8-9
Leading after first quarter	3-2	8-8
Behind after first quarter	2-3	3-16
Tied after first quarter	0-0	0-3
Leading after second quarter	3-0	8-2
Behind after second quarter	1-5	1-25
Tied after second quarter	1-0	3-0
Leading after third quarter	3-0	10-1
Behind after third quarter	1-5	1-25
Tied after third quarter	1-0	1-1
Overtime	1-1	1-1
Scoring less than 20 points	2-4	3-18
Scoring 20-29 points	0-0	3-8
Scoring 30-39 points	3-0	4-0
Scoring 40+ points	0-1	2-1
Allowing less than 20 points	3-0	9-0
Allowing 20-29 points	1-0	1-2
Allowing 30-39 points	1-1	1-9
Allowing 40+ points	0-4	1-16
Outgain opponent	3-0	8-2
Opponent outgains BGSU	2-5	4-25
Win turnover margin	3-2	9-5
Lose turnover margin	2-3	3-19
Tie in turnovers	0-0	1-3
Game decided by 10- points	4-1	5-4
Game decided by 11-20 points	1-0	5-2
Game decided by 20+ points	0-4	2-21

CONSECUTIVE GAMES WITH A RECEPTION

Name, Pos.	Streak	'22 Rec.	Career Rec.	Streak Started
Odieu Hiliare, WR	32	43	145	Sept. 1, 2019 (vs. MC)
Ta'ron Keith, RB	21	25	51	Sept. 2, 2021 (at Tenn.)
Christian Sims, TE	11	35	85	Nov. 16, 2021 (at MU)
Tyrone Broden, WR	10	28	70	Sept. 3, 2022 (at UCLA)
Cavon Croom, WR	9	18	36	Sept. 10, 2022 (vs. ECU)
Harold Fannin Jr., TE	4	14	14	Oct. 15, 2022 (vs. Miami)
Jamal Johnson, RB	3	5	20	Oct. 22, 2022 (at CMU)
Levi Gazarek, TE	2	3	13	Nov. 2, 2022 (vs. WMU)

100-YARD GAMES

Name, Pos.	'19	'20	'21	'22	Career
Jaison Patterson, RB	*	*	0	1	1

100+Yard Receiving Games

Name, Pos.	'19	'20	'21	'22	Career
Odieu Hiliare, WR	0*	1*	4*	1	6
Tyrone Broden, WR	*	0	2	0	2
Christian Sims, TE	0	0	1	0	1

* - while at Alabama A&M

200/300-YARD GAMES

200+Yard Passing Games

Name	'19	'20	'21	'22	Career
Matt McDonald, QB	*	1	8	6	15

300+Yard Passing Games

Name	'19	'20	'21	'22	Career
Matt McDonald, QB	*	0	1	0	1

GAME-OPENING DRIVES

GOAL-TO-GOAL SITUATIONS

	BOWLING GREEN					OPPONENT				
	Pts	Res	1st Down	Pl-Yds	Time	Pts	Res	1st Down	Pl-Yds	Time
UCLA	0	Punt	0	3-3	1:33	0	Punt	0	4-(-2)	1:14
Eastern Kentucky	3	Field Goal	3	9-36	3:57	0	Punt	0	3-9	2:05
Marshall	0	Punt	0	3-4	0:50	7	TD-Pass	1	4-75	1:01
Mississippi State	0	Punt	0	3-5	1:00	7	TD-Pass	4	6-72	1:53
Akron	0	Downs	2	8-50	2:09	0	Fumble	3	11-38	4:47
Buffalo	0	Interception	1	6-19	1:31	7	TD-Rush	3	8-75	3:36
Miami (OH)	0	Punt	1	8-8	3:29	3	Field Goal	3	9-54	4:02
Central Michigan	7	TD-Rush	2	8-75	4:12	0	Punt	0	3-(-1)	1:14
Western Michigan	0	Punt	2	6-29	3:26	0	Punt	1	4-16	1:56
Kent State	0	Downs	1	6-32	2:38	0	FG-Miss	0	4-4	1:08
Totals	10				2:28*	17				2:17*

*-average

SUMMARY		
Totals	Offense	Defense
Goal-to-Go Situations	18	23
Scores	14	20
Total Points	86	131
Touchdowns	11	18
Field Goals	3	2
Fumbles	3	1
Interceptions	0	0
Missed Field Goals	0	1
Lost on Downs	1	1
End of Half/Game	0	0
Ran Out Clock	0	0

SECOND-HALF OPENING DRIVES

	BOWLING GREEN					OPPONENT				
	Pts	Res	1st Down	Pl-Yds	Time	Pts	Res	1st Down	Pl-Yds	Time
UCLA	0	Punt	0	3-0	1:37	7	TD-Rush	3	8-58	2:20
Eastern Kentucky	0	Punt	1	6-17	2:38	7	TD-Pass	4	12-82	4:33
Marshall	0	Punt	0	3-9	2:05	0	Downs	3	10-47	2:55
Mississippi State	0	Punt	0	3-(-3)	2:07	7	TD-Pass	2	5-65	1:43
Akron	0	Interception	2	6-35	2:45	0	Punt	1	6-8	2:02
Buffalo	0	Punt	0	3-5	1:22	0	Punt	0	4-(-7)	1:36
Miami (OH)	0	Punt	2	7-29	3:28	3	Field Goal	0	4-7	1:31
Central Michigan	0	Punt	2	7-18	3:47	7	TD-Rush	2	3-35	1:07
Western Michigan	7	TD-Rush	1	3-17	1:07	0	Fumble	3	9-52	4:40
Kent State	0	Downs	1	7-18	2:21	0	Downs	2	7-25	1:54
Totals	0				2:19*	17				2:26*

*-average

GAME-BY-GAME

Date	Opponent	Offense	Defense
Sept. 3	UCLA		Field Goal TD-Rush FG Miss TD-Rush
Sept. 10	EKU	TD-Rush TD-Pass TD-Pass	TD-Pass TD-Pass TD-Rush TD-Rush
Sept. 17	Marshall	TD-Rush TD-Pass	Fumble TD-Rush
Sept. 24	Mississippi St.	TD-Pass	TD-Pass TD-Pass TD-Pass
Oct. 1	Akron	Downs FG-Made TD-Pass TD-Pass	TD-Rush
Oct. 8	Buffalo	Fumble Fumble	TD-Rush TD-Rush Downs TD-Rush
Oct. 15	Miami (OH)	TD-Rush FG-Made	
Oct. 22	Central Mich.	TD-Rush TD-Pass FG-Made	TD-Rush TD-Pass
Nov. 2	Western Mich.	FG-Made Fumble	FG-Made
Nov. 9	Kent State		TD-Rush

STARTING FIELD POSITION

	BG Avg. Start	Opp. Avg. Start	BGSU Advantage
UCLA	30	38	-8
Eastern Kentucky	34	27	+7
Marshall	32	20	+12
Mississippi State	21	35	-14
Akron	39	28	+11
Buffalo	28	32	-4
Miami (OH)	34	31	+3
Central Michigan	38	27	+11
Western Michigan	39	25	+14
Kent State	26	48	-22
Totals (per gm avg.)	32	31	+1

PENALTIES

	BG Pen.-Yds.	Opp. Pen.-Yds.	BG Yd Diff
UCLA	5-45	9-60	+15
Eastern Kentucky	12-98	9-74	-25
Marshall	4-25	4-35	+10
Mississippi State	5-40	3-30	-10
Akron	8-60	8-68	+8
Buffalo	12-117	9-97	-20
Miami (OH)	8-85	6-60	-25
Central Michigan	17-146	6-44	-102
Western Michigan	5-50	4-40	-10
Kent State	6-60	4-45	-15
Totals (per gm avg.)	73	55	-18

BGSU'S CAREER RECEPTIONS (100+)

Name	Career Catches
1. Freddie Barnes (2006-09)	298
2. Charles Sharon (2002-05)	232
3. Cole Magner (2001-04)	215
Scotty Miller (2015-18)	215
5. Robert Redd (1998-02)	211
6. Ronnie Moore (2013-16)	198
7. Ryan Burbrink (2012-15)	189
8. Mark Szlachcic (1989-92)	182
9. Corey Patridge (2005-08)	181
10. Stan Hunter (1982-85)	176
11. Kamar Jordan (2010-11)	174
12. Reggie Thornton (1986-89)	158
Roger Lewis (2014-15)	158
14. Steve Sanders (2002-05)	156
15. Kurt Gerling (1998-01)	152
16. Ronald Heard (1986-89)	139
17. Mark Dowdell (1981-84)	138
18. Jeff Groth (1966-68)	136
19. P.J. Pope (2002-05)	133
20. Ronnie Redd (1991-94)	129
Gehrigh Dieter (2014-15)	129
22. Quintin Morris (2017-20)	125
23. David Bautista (2000-01)	121
24. Willie Geter (2007-10)	120
25. Ed Jones (1966-68)	119
26. Alex Bayer (2010-13)	115
Shaun Joplin (2011-13)	115
28. Kyle Hockman (1987-89)	110
29. James Hawkins (2001-04)	108
30. Bob Zimpfer (1967-69)	106
31. Shawn Potts (1979-82)	105
32. LeRoy Smith (1989-92)	104

Next Up:

Christian Sims (2019-pres.)	85
Tyrone Broden (2019-pres.)	70
Austin Osborne (2021-pres.)	64

ROSTER NOTES BY STATES

State	No. of Players	% of 108 man roster
Ohio	43	39.8
Michigan	14	13.0
Florida	11	10.2
Illinois	9	8.3
Indiana	4	3.7
Maryland	4	3.7
California	3	2.8
Georgia	3	2.8
Pennsylvania	2	2.8
Tennessee	2	2.8
Alabama	1	0.9
Arkansas	1	0.9
Connecticut	1	0.9
Kansas	1	0.9
Kentucky	1	0.9
Minnesota	1	0.9
Mississippi	1	0.9
Missouri	1	0.9
New York	1	0.9
South Carolina	1	0.9
West Virginia	1	0.9
Australia	1	0.9
Mexico	1	0.9

• 67 percent of BGSU's roster of 108 hail from Ohio, Michigan, Illinois, Indiana and Pennsylvania.

FALCONS AMONG NATIONAL/MAC LEADERS

Category	MAC	NCAA	National Leader	Stat
Rushing Offense	11 - 108.4	116	Air Force	334.1
Passing Offense	7 - 221.7	80	Washington	374.0
Total Offense	10 - 330.1	110	Tennessee	543.7
Scoring Offense	9 - 23.0	99	Tennessee	47.4
Rushing Defense	8 - 161.5	86	Michigan	72.7
Total Defense	9 - 418.2	103	Michigan	232.8
Scoring Defense	11 - 32.6	116	Michigan	11.2
Net Punting	9 - 37.3	92	Michigan State	45.98
Punt Returns	1 - 14.2	11	Duke	21.92
Kickoff Returns	6 - 21.1	44	Miami	27.63
Pass Defense	10 - 256.7	104	Air Force	151.3
Sacks	1 - 3.3	7	Pittsburgh	3.7
Tackles For Loss	5 - 6.4	38	Liberty	9.1
Sacks Allowed	10 - 3.0	109	Oregon	0.2
Turnover Margin	4 - 0.30	41	USC	1.7
Passing Efficiency	4 - 130.4	80	Tennessee	191.15
Pass Efficiency Def.	8 - 148.1	110	Illinois	90.37
3rd-Down Conv.	11 - 33.6	111	Minnesota	55.6
Opp. 3rd-Down Conv.	10 - 44.6	114	Marshall	21.6
Red-Zone%	9 - 75.8	114	Georgia	98.2
Opp. Red-Zone%	3 - 78.9	31	San Diego State	65.6

Comp. Per Game	NCAA/MAC	Stat	Passing TDs	NCAA/MAC	Stat
Matt McDonald	28/4	21.6	Matt McDonald	39/3	17

Passing Yards Per Game	Stat	Points Responsible For Per Game			
Matt McDonald	66/5	225.2	Matt McDonald	52/3	12.7

Total Offense Per Game	Receiving TDs				
Matt McDonald	69/6	225.3	Tyrone Broden	75/11	5

Rush Yards Per Carry	Total Sacks				
Jaison Patterson	93/8	4.62	Karl Brooks	10/2	8.0

Fumbles Recovered	Total Tackles for Loss				
Charles Rosser	2/1	3	Karl Brooks	15/3	13.0

Forced Fumbles	Kickoff Return Avg				
JB Brown	3/1	3	Ta'ron Keith	20/2	416

Punting	Blocked Kicks				
Sami Sir	77/8	39.4	PaSean Wimberly	3/1	2

INDIVIDUAL STATISTICS

Rushing

Player	gp	att	gain	loss	net	avg	td	lg	avg/g
Jaison Patterson	10	107	512	18	494	4.6	1	36	49.4
Jamal Johnson	7	49	236	7	229	4.7	0	24	32.7
Ta'ron Keith	9	41	206	19	187	4.6	1	32	20.8
Nick Mosley	10	19	66	3	63	3.3	0	13	6.3
PaSean Wimberly	10	16	70	8	62	3.9	0	23	6.2
Harold Fannin Jr.	9	8	43	0	43	5.4	4	24	4.8
Jaylen Jennings	2	6	28	0	28	4.7	0	8	14.0
Jhaylin Embry	5	2	28	0	28	14.0	0	19	5.6
Cavon Croom	10	3	9	1	8	2.7	0	6	0.8
Christian Sims	9	2	7	0	7	3.5	0	5	0.8
Jordan Jackson	1	3	7	2	5	1.7	0	4	5.0
Odieu Hiliare	10	6	10	5	5	0.8	0	5	0.5
Levi Gazarek	10	1	2	0	2	2.0	0	2	0.2
Matt McDonald	9	60	205	204	1	0.0	1	31	0.1
CJ Lewis	10	1	0	1	-1	-1.0	0	0	-0.1
Camden Orth	7	9	17	23	-6	-0.7	0	7	-0.9
Mason Lawler	10	1	0	9	-9	-9.0	0	0	-0.9
Team	10	12	0	62	-62	-5.2	0	0	-6.2
Total	10	346	1446	362	1084	3.1	7	36	108.4
Opponents	10	364	1896	281	1615	4.4	15	92	161.5

Passing

Player	gp	effic	comp-att-int	pct	yds	td	lg	avg/g
Matt McDonald	9	133.0	194-310-4	62.6	2027	17	59	225.2
Camden Orth	7	110.3	18-32-2	56.3	175	2	31	25.0
CJ Lewis	10	113.0	1-2-0	50.0	15	0	15	1.5
Harold Fannin Jr.	9	0.0	0-1-0	0.0	0	0	0	0.0
Total	10	130.4	213-345-6	61.7	2217	19	59	221.7
Opponents	10	148.1	232-344-7	67.4	2567	23	78	256.7

Receiving

Player	gp	no.	yds	avg	td	lg	avg/g
Odieu Hiliare	10	43	450	10.5	4	59	45.0
Christian Sims	9	36	322	8.9	2	35	35.8
Tyrone Broden	10	28	392	14.0	5	44	39.2
Ta'ron Keith	9	25	208	8.3	3	29	23.1
CJ Lewis	10	23	324	14.1	2	34	32.4
Cavon Croom	10	18	159	8.8	1	30	15.9
Harold Fannin Jr.	9	14	133	9.5	1	23	14.8
Andrew Bench	10	8	115	14.4	1	31	11.5
Jamal Johnson	7	5	16	3.2	0	7	2.3
Jaison Patterson	10	4	21	5.3	0	11	2.1
Levi Gazarek	10	3	12	4.0	0	5	1.2
Griffin Little	6	2	17	8.5	0	13	2.8
Nick Mosley	10	2	14	7.0	0	7	1.4
Matt McDonald	9	1	-2	-2.0	0	0	-0.2
Jhaylin Embry	5	1	35	35.0	0	35	7.0

Punt Returns

Player	no.	yds	avg	td	lg
Jake Rogers	7	86	12.3	0	27
Jhaylin Embry	4	59	14.8	0	42
Charles Rosser	0	11	0.0	1	11
Total	11	156	14.2	1	42
Opponents	13	54	4.2	0	13

Interceptions

Player	no.	yds	avg	td	lg
DJ Taylor	2	26	13.0	0	24
Walter Haire	1	26	26.0	0	26
Jordan Anderson	1	0	0.0	0	0
Chris Bacon	1	39	39.0	0	39
Trent Simms	1	1	1.0	0	1
Jalen Burton	1	29	29.0	1	29
Total	7	121	17.3	1	39
Opponents	6	73	12.2	1	33

Kick Returns

Player	no.	yds	avg	td	lg
Ta'ron Keith	17	416	24.5	0	83
Odieu Hiliare	2	28	14.0	0	20
Andrew Bench	1	-1	-1.0	0	0
Davon Ferguson	1	8	8.0	0	8
Jaison Patterson	1	21	21.0	0	21
Rocco Hicks	1	13	13.0	0	13
Total	23	485	21.1	0	83
Opponents	25	592	23.7	0	88

Fumble Returns

Player	no.	yds	avg	td	lg
Jordan Oladokun	1	20	20.0	0	20
Cashius Howell	1	7	7.0	0	7
Charles Rosser	3	0	0.0	0	0
Demetrius Hardamon	1	0	0.0	1	0
Darren Anders	1	0	0.0	0	0
Karl Brooks	1	0	0.0	0	0
Patrick Day	1	0	0.0	0	0
JB Brown	1	0	0.0	0	0
Dontrez Brown	1	0	0.0	0	0
Total	12	27	2.3	1	20
Opponents	10	106	10.6	2	97

INDIVIDUAL STATISTICS

Scoring

Player	td	fg	PAT						pts
			kick	rush	rcv	pass	dxp	saf	
Mason Lawler	-	8-11	26-26	-	-	-	-	-	50
Tyrone Broden	5	-	-	-	-	-	-	-	30
Harold Fannin Jr.	5	-	-	-	-	-	-	-	30
Odieu Hiliare	4	-	-	-	2	-	-	-	28
Ta'ron Keith	4	-	-	-	-	-	-	-	24
Christian Sims	2	-	-	-	1	-	-	-	14
CJ Lewis	2	-	-	-	-	-	-	-	12
Andrew Bench	1	-	-	-	-	-	-	-	6
Cavon Croom	1	-	-	-	-	-	-	-	6
Matt McDonald	1	-	-	-	-	3	-	-	6
Charles Rosser	1	-	-	-	-	-	-	-	6
Demetrius Hardamon	1	-	-	-	-	-	-	-	6
Jalen Burton	1	-	-	-	-	-	-	-	6
Jaison Patterson	1	-	-	-	-	-	-	-	6
Total	29	8-11	26-26	0	3	3	0	0	230
Opponents	41	11-14	37-37	1	4	4	0	0	326

Field Goals

Player	fg	pct.	01-19	20-29	30-39	40-49	50-99	lg	blk
Mason Lawler	8-11	72.7	1-1	5-5	1-3	1-1	0-1	45	0
Opponents	11-14	78.6	0-0	5-6	3-4	1-2	2-2	53	0

FG Sequence

Team Name	Bowling Green	Opponents
UCLA	(24)	(24),28,44
Eastern Ky.	(45),32	(24)
Akron	(29)	
Miami (OH)	(22),31	(41),(39)
Central Mich.	(38),(19)	(52)
Western Mich.	(24),(28)	(31)
Marshall		(38)
Mississippi St.		(53)
Buffalo		(26)

Numbers in (parentheses) indicate field goal was made

Total Offense

Player	g	plays	rush	pass	total	avg/g
Matt McDonald	9	370	1	2027	2028	225.3
Jaison Patterson	10	107	494	0	494	49.4
Jamal Johnson	7	49	229	0	229	32.7
Ta'ron Keith	9	41	187	0	187	20.8
Camden Orth	7	41	-6	175	169	24.1
Nick Mosley	10	19	63	0	63	6.3
PaSean Wimberly	10	16	62	0	62	6.2
Harold Fannin Jr.	9	9	43	0	43	4.8
Jaylen Jennings	2	6	28	0	28	14.0
Jhaylin Embry	5	2	28	0	28	5.6
CJ Lewis	10	3	-1	15	14	1.4
Cavon Croom	10	3	8	0	8	0.8
Christian Sims	9	2	7	0	7	0.8
Jordan Jackson	1	3	5	0	5	5.0
Odieu Hiliare	10	6	5	0	5	0.5
Levi Gazarek	10	1	2	0	2	0.2
Mason Lawler	10	1	-9	0	-9	-0.9
Team	10	0	-62	0	-62	-6.2
Total	10	691	1084	2217	3301	330.1
Opponents	10	708	1615	2567	4182	418.2

Punting

Player	no.	yds	avg	lg	tb	fc	i20	50+	blk
Sami Sir	54	2126	39.4	61	3	21	12	4	0
Total	54	2126	39.4	61	3	21	12	4	0
Opponents	40	1563	39.1	57	5	8	13	3	3

Kickoffs

Player	no.	yds	avg	tb	ob	retn	net	ydln
Mason Lawler	45	2597	57.7	16	2			
Total	45	2597	57.7	16	2	25	34.2	30
Opponents	57	3379	59.3	26	1	22	38.8	26

2021 TEAM STATISTICS

Team Statistics

	BGSU	OPP
Scoring	230	326
Points per game	23.0	32.6
Points Off Turnovers	54	48
First Downs	183	215
Rushing	69	79
Passing	96	119
Penalty	18	17
Rushing Yardage	1084	1615
Yards gained rushing	1446	1896
Yards lost rushing	362	281
Rushing attempts	346	364
Average per rush	3.1	4.4
Average per game	108.4	161.5
TDs Rushing	7	15
Passing Yardage	2217	2567
Comp-Att-Int	213-345-6	232-344-7
Average per pass	6.4	7.5
Average per catch	10.4	11.1
Average per game	221.7	256.7
TDs Passing	19	23
Total offense	3301	4182
Total plays	691	708
Average per play	4.8	5.9
Average per game	330.1	418.2
Kick returns: #-Yards	23-485	25-592
Punt returns: #-Yards	11-156	13-54
Int returns: #-Yards	7-121	6-73
Kick return average	21.1	23.7
Punt return average	14.2	4.2
Int return average	17.3	12.2
Fumbles-Lost	16-10	18-12
Penalties-Yards	83-741	62-553
Average per game	74.1	55.3
Punts-Yards	54-2126	40-1563
Average per punt	39.4	39.1
Net punt average	37.3	31.7
Kickoffs-Yards	45-2597	57-3379
Average per kick	57.7	59.3
Net kick average	34.2	38.8
Time of possession / game	30:26	29:38
3rd-down conversion	51/152	66/148
3rd-down pct	34%	45%
4rd-down conversion	11/23	9/21
4rd-down pct	48%	43%
Sacks by-Yards	33-205	30-195
Misc Yards	0	0
Touchdowns scored	29	41
Field goals - attempts	8-11	11-14
On-Side kicks	0-0	0-0
Red-zone scores	(25-33) 76%	(30-38) 79%
Red-zone touchdowns	(17-33) 52%	(24-38) 63%
PAT-attempts	(26-26) 100%	(37-37) 100%
2-point conversion-attempts	(3-7) 43%	(5-9) 56%
Attendance	69981	98288
Games / Avg per game	6/11664	4/24572
Neutral site games	-	0/0

Score by Periods

Team	1st	2nd	3rd	4th	OT	TOT
Bowling Green	37	79	30	59	25	230
Opponents	68	110	54	70	24	326

DEFENSIVE STATISTICS

Team Defense

##	Player	gp	Tackles				tfl/yds	Sacks no-yds	Pass defense			Fumbles		blkd	
			ua	a	tot				int-yds	brup	qbh	fr-yds	ff	kick	saf
3	Chris Bacon	10	42	17	59	.	.	1-39	1	1	
23	Darren Anders	10	30	28	58	1.5-13	1.5-13	.	4	.	1-0	1	.	.	
17	DJ Taylor	10	29	27	56	2-4	1.5-3	2-26	1	
8	Trent Simms	10	26	20	46	1.5-4	.	1-1	2	1	
12	JB Brown	10	29	12	41	4.5-20	1.5-11	.	1	1	1-0	3	.	.	
2	Brock Horne	10	13	25	38	2.5-9	1-7	
11	Karl Brooks	10	24	14	38	13-73	8-61	.	3	4	1-0	2	.	.	
4	Deshawn Jones Jr.	10	30	4	34	2-3	.	.	2	
0	Jordan Anderson	8	15	15	30	1-2	.	1-0	5	
54	Anthony Hawkins	10	13	13	26	2.5-11	1-10	.	1	
56	Walter Haire	10	11	11	22	6.5-27	3.5-21	1-26	1	1	
32	Patrick Day	10	12	8	20	3.5-19	1-8	.	2	2	1-0	1	.	.	
22	Joseph Sipp Jr.	10	10	8	18	
14	Demetrius Hardamon	10	10	8	18	8-40	6-36	.	.	3	1-0	1	.	.	
18	Jalen Burton	10	15	3	18	.	.	1-29	3	
30	Cashius Howell	10	6	10	16	2.5-20	2-15	.	1	1	1-7	.	.	.	
38	Dierre Kelly	10	7	9	16	1.5-11	1.5-11	
60	Dontrez Brown	10	7	8	15	2-2	.	.	.	2	1-0	.	.	.	
9	Blaine Spires	10	8	7	15	2-3	1-2	.	.	2	
26	Davion Daniels	10	9	5	14	1	.	.	
10	Jordan Oladokun	10	12	1	13	1-3	.	.	6	.	1-20	.	.	.	
6	Bryce Brand	10	5	7	12	1.5-5	0.5-0	.	2	2	
35	Billie Roberts	10	1	11	12	1-3	.	.	.	2	
24	Diego Neri	10	8	2	10	
33	Jordan Porter	10	4	5	9	1-1	1-1	.	.	1	.	1	.	.	
34	Adrian Wilson	9	5	3	8	1-4	1-4	
7	Davon Ferguson	2	6	2	8	1-2	1-2	.	.	1	
13	Charles Rosser	10	3	4	7	3-0	.	.	.	
52	Kitione Tau	8	3	3	6	0.5-1	1	.	.	
30	PaSean Wimberly	10	2	3	5	2	.	
19	Darius Lorfils	6	3	2	5	1	.	.	
20	Jalen Huskey	6	3	2	5	
85	Cavon Croom	10	3	1	4	
15	Avi McGary	10	2	.	2	
47	George Carlson	10	.	2	2	
93	Mason Lawler	10	1	1	2	
99	Ali Saad	6	.	2	2	
19	Ta'ron Keith	9	1	.	1	
91	Nate Pabst	3	.	1	1	
5	Nick Mosley	10	.	1	1	
3	Matt McDonald	9	1	.	1	
90	Davonte Miles	1	.	1	1	0.5-0	
51	Chris Williams	4	1	.	1	
10	Levi Gazarek	10	1	.	1	
88	Christian Sims	9	1	.	1	
46	James Miller	8	1	.	
Totals		10	412	306	718	64-280	33-205	7-121	35	24	12-27	12	3	0	
Opponents		10	370	322	692	77-300	30-195	6-73	44	22	10-106	7	0	0	

GAME-BY-GAME STARTERS

OFFENSE

Game	WR	LT	LG	C	RG	RT	TB	QB	TE	TE/WR	WR
UCLA	Lewis	Fatukasi	Grant	Zimmerly	Warner	Wollschlaeger	Johnson, J.	McDonald	Sims	Gazarek (TE)	Hiliare
Eastern Kentucky	Lewis	Fatukasi	Grant	Zimmerly	Warner	Wollschlaeger	Keith	McDonald	Sims	Gazarek (TE)	Broden
Marshall	Broden	Banks-Wall	Dunbar II	Grant	Warner	Wollschlaeger	Keith	McDonald	Sims	Gazarek (TE)	Hiliare
Mississippi State	Lewis	Stewart	Dunbar II	Grant	Warner	Wollschlaeger	Keith	Orth	Fannin Jr.	Croom	Hiliare
Akron	Lewis	Stewart	Dunbar II	Robinson	Warner	Wollschlaeger	Johnson, J.	McDonald	Sims	Gazarek (TE)	Croom
Buffalo	Lewis	Stewart	Grant	Robinson	Warner	Wollschlaeger	Johnson, J.	McDonald	Sims	Croom	Broden
Miami (OH)	Lewis	Stewart	Grant	Robinson	Warner	Wollschlaeger	Keith	McDonald	Sims	Gazarek (TE)	Hiliare
Central Michigan	Broden	Stewart	Grant	Robinson	Warner	Wollschlaeger	Keith	McDonald	Sims	Gazarek (TE)	Hiliare
Central Michigan	Croom	Stewart	Grant	Robinson	Warner	Wollschlaeger	Keith	McDonald	Sims	Gazarek (TE)	Hiliare
Kent State	Croom	Stewart	Grant	Robinson	Warner	Wollschlaeger	Patterson	McDonald	Sims	Gazarek (TE)	Lewis

DEFENSE

Game	DE/CB	NT/LB	DE	RLB	WLB	MLB	SLB/CB	CB	FS	BS	CB
UCLA	Hawkins	Haire	Brooks	Brand	Anders	Horne	Spires	Ferguson	Anderson	Bacon	Burton
Eastern Kentucky	Hawkins	Haire	Brooks	Brand	Anders	Taylor	Spires	Ferguson	Anderson	Bacon	Burton
Marshall	Hawkins	Haire	Brooks	Brand	Anders	Taylor	Day (CB)	Jones, Jr.	Anderson	Bacon	Burton
Mississippi State	Simms (CB)	Sipp Jr. (LB)	Brooks	Brand	Anders	Taylor	Spires	Jones, Jr.	Anderson	Bacon	Burton
Akron	Hawkins	Haire	Brooks	Brand	Anders	Taylor	Simms (CB)	Jones, Jr.	Anderson	Bacon	Burton
Buffalo	Hawkins	Haire	Brooks	Brand	Anders	Taylor	Spires	Jones, Jr.	Anderson	Bacon	Burton
Miami (OH)	Hawkins	Haire	Brooks	Brand	Anders	Taylor	Spires	Jones, Jr.	Simms	Bacon	Burton
Central Michigan	Hawkins	Haire	Brooks	Brand	Anders	Taylor	Spires	Jones, Jr.	Simms	Bacon	Oladokun
Western Michigan	Hawkins	Haire	Brooks	Brand	Anders	Taylor	Simms (CB)	Jones, Jr.	Anderson	Bacon	Oladokun
Kent State	Hawkins	Haire	Brooks	Brand	Anders	Taylor	Simms (CB)	Jones, Jr.	Anderson	Bacon	Oladokun

STATISTICAL LEADERS

Game	Rushing (Att.-Yds-TD)	Passing (C-A-I-YTD)	Receiving (Rec.-Yds.-TD)	Tackles Total (S-A-T)
at UCLA	Johnson, J. (10-45-0)	McDonald (17-34-0-125-1)	Sims (4-33-1)	Daniels (7-3-10) Sipp Jr. (8-2-10)
Eastern Kentucky	McDonald (5-64-1)	McDonald (23-40-0-283-5)	Hiliare (7-60-1)	Bacon (7-3-10)
Marshall	Wimberly (5-35-0)	McDonald (27-45-0-282-4)	Hiliare (4-79-2)	Bacon (5-2-7)
at Mississippi State	Jennings (6-28-0)	Orth (17-28-1-172-2)	Fannin (5-49-1)	Simms (5-4-9)
at Akron	Johnson, J. (13-70-0)	McDonald (18-29-1-247-3)	Hiliare (4-95-1)	Taylor (7-4-11)
Buffalo	Patterson (3-42-0)	McDonald (21-42-1-281-1)	Lewis (4-82-0)	Bacon (7-1-8)
Miami (OH)	Patterson (18-94-0)	McDonald (16-29-1-149-0)	Broden (3-42-0)	Anders (4-3-7) Taylor (2-5-7)
at Central Michigan	Patterson (18-101-0)	McDonald (18-21-0-253-2)	Hiliare (4-105-0)	Simms (5-0-5) Bacon (5-0-5)
Western Michigan	Patterson (10-56-0)	McDonald (23-31-0-161-0)	Hiliare (9-51-0)	Brooks (5-2-7)
Kent State	Patterson (16-52-0)	McDonald (31-40-1-246-1)	Broden (8-84-1)	Anders (7-4-11)
at Toledo				
at Ohio				

DRIVE ANALYSIS

	BGSU	Opp.
Total Drives Started	128	125
Times Started Inside Own 20	23	16
Drives Started in Opp.Territory	20	18
Avg. Starting Field Position	own 32	own 30
“Three & Out”	36	27

TURNOVER SUMMARY

	BGSU	Opp.
Turnovers Gained	19	16
...led to touchdown	7	5
...led to field goal	5	2
...led to punt	4	3
...other (end of game/half, downs, turnover, missed FG, etc.)	3	5

PLAYS PER DRIVE

Bowling Green

Opponent	Off. Plays	Drives	Avg.
UCLA	61	14	4.36
Eastern Kentucky	85	15	5.67
Marshall	74	16	4.63
Mississippi State	57	12	4.75
Akron	65	11	5.91
Buffalo	72	14	5.14
Miami (OH)	73	11	6.64
Central Michigan	62	11	5.64
Western Michigan	63	12	5.25
Kent State	80	12	6.67
Total	692	128	5.41

Opponent

Opponent	Off. Plays	Drives	Avg.
UCLA	92	14	6.57
Eastern Kentucky	84	13	6.46
Marshall	75	15	5.00
Mississippi State	65	12	5.42
Akron	76	11	6.91
Buffalo	72	13	5.54
Miami (OH)	51	11	4.64
Central Michigan	59	12	4.92
Western Michigan	63	12	5.25
Kent State	71	12	5.92
Total	708	125	5.66

OFFENSIVE TD BREAKDOWN

YARDS	No. of TD	No. of TD Drives
1-10	12	1
11-20	5	1
21-30	6	4
31-40	3	1
41-50	0	1
51-60	0	4
61-70	0	3
71-80	0	7
81-90	0	3
91-99	0	1

POSS. TIME	TD Drives	Plays on TD Drive
0:01-0:30	1	1:1
0:31-1:00	0	2:1
1:01-1:30	1	3:1
1:31-2:00	2	4:1
2:01-3:00	7	5:1
3:01-4:00	7	6:6
4:01-5:00	4	7:5
5:01-6:00	1	8:3
6:01-7:00	0	9:2
7:01+	0	10:2
OT	3	11+:3

TOP DRIVES

PLAYS	GAME	RESULT
1. 14	vs. Marshall	TD-Rush
2. 13	vs. Buffalo	Downs
13	vs. Miami (OH)	Interception
13	vs. Kent State	Downs
5. 11	vs. Marshall	TD-Pass

YARDS	GAME	RESULT
1. 97	at Miss. St.	TD-Pass
2. 88	at Akron	TD-Pass
3. 83	vs. ECU	TD-Pass
4. 81	vs. Marshall	TD-Pass
5. 80	vs. Marshall	TD-Rush

TIME	GAME	RESULT
1. 5:57	at Miss. St.	TD-Pass
2. 5:54	vs. Marshall	TD-Rush
3. 5:24	vs. Miami (OH)	Interception
4. 5:11	vs. Kent State	Downs
5. 5:08	at Akron	Downs

Total TD Drive Time: 72:03/ 4,323 seconds

Total Offensive TD: 26

AVG TD Time: 2:46

Shortest TD Drive, Yards: 3 (at Akron, McDonald 3-yd pass to Sims, 1 play, 0:06)

Longest TD Drive, Yards: 97 (at Miss. St., Orth 25-yd pass to Broden, 9 plays, 5:57)

TAKEAWAYS & TURNOVERS

Bowling Green Takeaways

Opponent	Takeaway	Qtr	Yd.-Line	Result
UCLA	Interception by Taylor	1	B45	Punt
UCLA	Fumble recovery by Day	1	U11	Field Goal
EKU	Fumble recovery by Rosser	1	B38	Field Goal
EKU	Interception by Anderson	1	B40	TD-Pass
Marshall	Fumble recovery by Brooks	1	B04	Punt
Marshall	Interception by Simms	2	B41	TD-Pass
Marshall	Fumble out of end zone	3	B00	TD-Rush
Akron	Fumble recovery by Brown	1	A39	Field Goal
Akron	Interception by Burton	1	A29	Int-TD
Akron	Fumble Recovery by Rosser	2	A03	TD-Pass
Buffalo	Fumble Recovery by Oladokun	1	UB31	Fumble
Miami (OH)	Fumble Recovery by Brown	3	M34	FG-Miss
CMU	Fumble Recovery by Howell	3	B23	Punt
CMU	Fumble Recovery by Rosser	3	C28	Field Goal
CMU	Fumble Recovery by Hardamon	4	C45	Fumble Recovery-TD
CMU	Interception by Haire	4	B38	TD-Pass
WMU	Interception by Bacon	1	W25	Field Goal
WMU	Fumble Recovery by Anders	3	B20	Punt
KSU	Interception by Taylor	1	B23	Downs

Totals 19 Takeaways 7TD, 5 FG (64 points)

Bowling Green Turnovers

Opponent	Turnover	Qtr	Yd.-Line	Result
UCLA	Team fumble	3	B36	FG Miss
EKU	Team fumble	2	B00	TD-Fumble Recovery
Miss. St.	Interception by Orth	2	B50	End of half
Akron	Interception by McDonald	3	A33	TD-Pass
Buffalo	Interception by McDonald	1	BG49	Field Goal
Buffalo	Fumble by Lawler	1	UB20	Downs
Buffalo	Fumble by Patterson	2	UB01	TD-Rush
Buffalo	Fumble by Johnson	3	UB02	FR-TD
Miami (OH)	Interception by McDonald	2	M00	Punt
Miami (OH)	Fumble by Keith	3	B28	Field Goal
WMU	Fumble by Patterson	1	W25	Interception
WMU	Fumble by McDonald	2	W42	Punt
WMU	Fumble by Sims	4	W00	Punt
KSU	Fumble by Bench	1	B24	FG Miss
KSU	Interception by McDonald	4	K50	TD-Pass
KSU	Interception by Orth	4	B33	INT-TD

Totals 16 Turnovers 6TD, 2 FG (48 points)

First Half Takeaways	12	First Half Turnovers	9
First Quarter	10	First Quarter	4
Second Quarter	2	Second Quarter	5
Second Half Takeaways	7	Second Half Turnovers	7
Third Quarter	5	Third Quarter	4
Fourth Quarter	2	Fourth Quarter	3
Total Takeaways	19	Total Turnovers	16
INT	7	INT	6
FR	12	FR	10

Shortest TD Drive Time: 0:06 (at Akron, McDonald 3-yd pass to Sims, 1 play, 3 yards)
Longest TD Drive Time: 5:57 (at Miss. St. Orth 25-yd pass to Broden, 9 plays, 97 yards)
Most Plays on TD Drive: 14 (vs. Marshall, Fannin Jr. 1-yd rush, 80 yards, 5:54)
Fewest Plays on TD Drive: 1 (at Akron, McDonald 3-yd pass to Sims, 3 yards, 0:06)

TEAM GAME-BY-GAME

Date	Opponent	Rushing				Receiving				Passing				Kick Returns				Punt Returns				tot off		
		no.	yds	td	lg	no.	yds	td	lg	cmp	att	int	yds	td	lg	no.	yds	td	lg	no.	yds		td	lg
09/03/2022	at UCLA	25	37	0	12	17	125	1	27	17	36	0	125	1	27	0	0	0	0	0	11	1	11	162
09/10/2022	Eastern Ky.	45	148	2	31	23	283	5	34	23	40	0	283	5	34	2	29	0	21	2	26	0	24	431
09/17/2022	Marshall	27	77	1	23	29	300	4	30	29	47	0	300	4	30	1	16	0	16	0	0	0	0	377
09/24/2022	at Mississippi St.	29	78	0	10	17	172	2	31	17	28	1	172	2	31	2	36	0	18	2	8	0	8	250
10/01/2022	at Akron	36	175	0	24	18	247	3	59	18	29	1	247	3	59	5	125	0	43	1	9	0	9	422
10/08/2022	Buffalo	29	99	0	32	21	280	1	35	21	43	1	281	1	35	3	59	0	22	3	52	0	42	380
10/15/2022	Miami (OH)	44	176	2	24	16	149	0	20	16	29	1	149	0	20	3	58	0	27	1	11	0	11	325
10/22/2022	at Central Mich.	41	101	1	36	18	253	2	46	18	20	0	253	2	46	1	20	0	20	1	27	0	27	354
11/02/2022	Western Mich.	32	128	1	32	23	161	0	26	23	31	0	161	0	26	3	115	0	83	1	12	0	12	289
11/09/2022	Kent St.	38	65	0	11	31	246	1	24	31	42	2	246	1	24	3	27	0	20	0	0	0	0	311
Bowling Green		346	1084	7	36	213	2216	19	59	213	345	6	2217	19	59	23	485	0	83	11	156	1	42	3301
Opponents		364	1615	15	92	232	2567	23	78	232	344	7	2567	23	78	25	592	0	88	13	54	0	13	4182

Bowling Green Averages

Games	Avg/ rush	Avg/ catch	Pass effic	KR avg	PR avg	All purpose avg/game	Total offense avg/game
10	3.1	10.4	130.4	21.1	14.2	406.2	330.1

Date	Opponent	Tackles			Sacks no-yds	Fumble		Pass Defense			blkd kick	PAT attempts			off			
		ua	a	total		tfl-yds	ff	fr-yds	int-yds	qbh		brup	kick	kick	rush	rcv	saf	t/o
09/03/2022	at UCLA	64	24	88	5.0-14	2-8	1	1-0	1-24	5	3	1	2-2	0	0	0	3	17
09/10/2022	Eastern Ky.	40	44	84	9.0-47	6-36	0	1-0	1-0	5	4	1	6-6	0	3	0	7	57
09/17/2022	Marshall	46	30	76	7.0-35	4-29	2	2-0	1-1	0	5	1	4-4	0	0	0	14	34
09/24/2022	at Mississippi St.	27	48	75	3.0-18	2-17	1	0-0	0-0	3	4	0	2-2	0	0	0	0	14
10/01/2022	at Akron	43	34	77	9.0-32	6-24	1	2-0	1-29	2	3	0	4-4	0	0	0	17	31
10/08/2022	Buffalo	37	36	73	4.0-16	2-12	1	1-20	0-0	2	2	0	1-1	0	0	0	0	7
10/15/2022	Miami (OH)	33	22	55	10.0-33	4-23	1	1-0	0-0	3	3	0	2-2	0	0	0	0	17
10/22/2022	at Central Mich.	43	4	47	8.0-53	6-50	3	3-7	1-26	2	2	0	4-4	0	0	0	10	34
11/02/2022	Western Mich.	42	26	68	5.0-21	1-6	2	1-0	1-39	1	3	0	1-1	0	0	0	3	13
11/09/2022	Kent St.	37	38	75	4.0-11	0-0	0	0-0	1-2	1	6	0	0-0	0	0	0	0	6
Bowling Green		412	306	718	64.0-280	33-205	12	12-27	7-121	24	35	3	26-26	0	3	0	54	230
Opponents		370	322	692	77.0-300	30-195	7	10-106	6-73	22	44	0	37-37	1	4	0	48	326

Date	Opponent	Punting								Field Goals			Kickoffs					
		no.	yds	avg	long	blkd	tb	fc	50+	i20	md-att	long	blkd	no.	yds	avg	tb	ob
09/03/2022	at UCLA	8	301	37.6	44	0	0	4	0	0	1-1	24	0	4	252	63.0	3	1
09/10/2022	Eastern Ky.	4	148	37.0	49	0	1	2	0	1	1-2	45	0	7	401	57.3	4	0
09/17/2022	Marshall	9	376	41.8	46	0	0	4	0	0	0-0	0	0	5	306	61.2	1	0
09/24/2022	at Mississippi St.	8	302	37.8	52	0	0	3	1	1	0-0	0	0	3	184	61.3	0	0
10/01/2022	at Akron	2	75	37.5	44	0	0	1	0	2	1-1	29	0	6	351	58.5	2	0
10/08/2022	Buffalo	6	241	40.2	61	0	0	2	1	2	0-0	0	0	2	108	54.0	1	0
10/15/2022	Miami (OH)	4	158	39.5	47	0	0	2	0	1	1-2	22	0	4	224	56.0	1	1
10/22/2022	at Central Mich.	6	249	41.5	48	0	1	1	0	3	2-2	38	0	8	435	54.4	4	0
11/02/2022	Western Mich.	5	232	46.4	52	0	1	1	2	2	2-2	28	0	4	228	57.0	0	0
11/09/2022	Kent St.	2	44	22.0	37	0	0	1	0	0	0-1	0	0	2	108	54.0	0	0
Bowling Green		54	2126	39.4	61	0	3	21	4	12	8-11	45	0	45	2597	57.7	16	2
Opponents		40	1563	39.1	57	3	5	8	3	13	11-14	53	0	57	3379	59.3	26	1

OPPONENT GAME-BY-GAME

Date	Opponent	Rushing				Receiving				Passing				Kick Returns				Punt Returns				tot off		
		no.	yds	td	lg	no.	yds	td	lg	cmp	att	int	yds	td	lg	no.	yds	td	lg	no.	yds		td	lg
09/03/2022	at UCLA	45	269	3	68	35	357	3	52	35	47	1	357	3	52	0	0	0	0	3	15	0	13	626
09/10/2022	Eastern Ky.	37	118	3	33	33	324	3	23	33	47	1	324	3	23	2	35	0	23	0	0	0	0	442
09/17/2022	Marshall	37	191	2	49	26	356	2	78	26	38	1	356	2	78	4	77	0	23	4	13	0	10	547
09/24/2022	at Mississippi St.	11	45	0	40	42	420	6	32	42	54	0	420	6	32	3	91	0	42	2	7	0	5	465
10/01/2022	at Akron	42	184	1	27	20	224	3	41	20	34	1	224	3	41	4	141	0	88	1	0	0	0	408
10/08/2022	Buffalo	52	280	4	92	13	186	0	47	13	20	0	186	0	47	1	3	0	3	1	10	0	10	466
10/15/2022	Miami (OH)	34	98	0	26	9	91	1	30	9	17	0	91	1	30	2	16	0	13	0	0	0	0	189
10/22/2022	at Central Mich.	29	102	1	60	21	204	1	22	21	30	1	204	1	22	3	90	0	37	1	-2	0	0	306
11/02/2022	Western Mich.	36	127	0	18	16	191	1	48	16	27	1	191	1	48	4	88	0	35	1	11	0	11	318
11/09/2022	Kent St.	41	201	1	20	17	214	3	26	17	30	1	214	3	26	2	51	0	36	0	0	0	0	415
Opponents		364	1615	15	92	232	2567	23	78	232	344	7	2567	23	78	25	592	0	88	13	54	0	13	4182
Bowling Green		346	1084	7	36	213	2216	19	59	213	345	6	2217	19	59	23	485	0	83	11	156	1	42	3301

Opponents Averages

Games	Avg/ rush	Avg/ catch	Pass effic	KR avg	PR avg	All purpose avg/game	Total offense avg/game
10	4.4	11.1	148.1	23.7	4.2	490.1	418.2

Date	Opponent	Tackles			Sacks	Fumble	Pass Defense			blkd	PAT attempts			off				
		ua	a total	tfl-yds	no-yds	ff	fr-yds	int-yds	qbh	brup	kick	kick	rush	rcv	saf	t/o	pts	
09/03/2022	at UCLA	31	16	47	9.0-21	2-11	0	1-0	0-0	1	8	0	6-6	0	0	0	0	45
09/10/2022	Eastern Ky.	43	38	81	7.0-15	0-0	0	1-0	0-0	7	6	0	6-6	1	3	0	7	59
09/17/2022	Marshall	29	36	65	7.0-26	2-14	0	0-0	0-0	4	6	0	4-4	0	0	0	0	31
09/24/2022	at Mississippi St.	22	48	70	5.0-20	2-13	0	0-0	1-20	2	2	0	6-6	0	0	0	0	45
10/01/2022	at Akron	30	46	76	5.0-19	1-11	0	0-0	1-0	1	1	0	4-4	0	0	0	7	28
10/08/2022	Buffalo	46	10	56	5.0-26	4-25	2	3-106	1-20	3	11	0	5-5	0	0	0	17	38
10/15/2022	Miami (OH)	36	40	76	7.0-26	4-19	2	1-0	1-0	2	4	0	1-1	0	0	0	3	13
10/22/2022	at Central Mich.	47	18	65	12.0-74	6-49	0	0-0	0-0	0	1	0	1-1	0	1	0	0	18
11/02/2022	Western Mich.	40	32	72	8.0-25	4-17	3	3-0	0-0	0	3	0	0-0	0	0	0	0	9
11/09/2022	Kent St.	46	38	84	12.0-48	5-36	0	1-0	2-33	2	2	0	4-4	0	0	0	14	40
Opponents		370	322	692	77.0-300	30-195	7	10-106	6-73	22	44	0	37-37	1	4	0	48	326
Bowling Green		412	306	718	64.0-280	33-205	12	12-27	7-121	24	35	3	26-26	0	3	0	54	230

Date	Opponent	Punting								Field Goals			Kickoffs					
		no.	yds	avg	long	blkd	tb	fc	50+	i20	md-att	long	blkd	no.	yds	avg	tb	ob
09/03/2022	at UCLA	2	28	14.0	28	1	0	1	0	1	1-3	24	0	8	520	65.0	8	0
09/10/2022	Eastern Ky.	5	135	27.0	39	1	0	1	0	0	1-1	24	0	6	371	61.8	4	0
09/17/2022	Marshall	6	254	42.3	46	1	0	1	0	4	1-1	38	0	5	321	64.2	3	1
09/24/2022	at Mississippi St.	4	179	44.8	47	0	1	0	0	2	1-1	53	0	8	517	64.6	6	0
10/01/2022	at Akron	3	149	49.7	57	0	2	0	1	1	0-0	0	0	5	291	58.2	0	0
10/08/2022	Buffalo	5	219	43.8	48	0	1	0	0	2	1-1	26	0	7	396	56.6	2	0
10/15/2022	Miami (OH)	6	217	36.2	44	0	0	2	0	2	2-2	41	0	4	252	63.0	1	0
10/22/2022	at Central Mich.	4	165	41.3	54	0	0	1	1	1	1-1	52	0	3	195	65.0	2	0
11/02/2022	Western Mich.	5	217	43.4	51	0	1	2	1	0	1-1	31	0	3	169	56.3	0	0
11/09/2022	Kent St.	0	0	0.0	0	0	0	0	0	0	2-3	27	0	8	347	43.4	0	0
Opponents		40	1563	39.1	57	3	5	8	3	13	11-14	53	0	57	3379	59.3	26	1
Bowling Green		54	2126	39.4	61	0	3	21	4	12	8-11	45	0	45	2597	57.7	16	2

GAME-BY-GAME COMPARISON

Opponent	Score	First Downs				Pen	Rushing Number-Yards	Passing		Total Offense Plays-Yards	Return Yards	Turn- Overs
		Total	Rush	Pass	Comp-Att.-Int			Yards				
UCLA	17-45	9 / 29	4 / 14	5 / 15	0 / 0	25-37 / 45-269	17-36-0 / 35-47-1	125 / 357	61-162 / 92-626	35 / 15	1 / 2	
Eastern Ky.	57-59	27 / 28	8 / 5	15 / 20	4 / 3	45-148 / 37-118	23-40-0 / 33-47-1	283 / 324	85-431 / 84-442	55 / 35	1 / 2	
Marshall	34-31	19 / 23	6 / 11	12 / 12	1 / 0	27-77 / 37-191	29-47-0 / 26-38-1	300 / 356	74-377 / 75-547	17 / 90	0 / 3	
Mississippi St.	14-45	13 / 25	4 / 3	7 / 21	2 / 1	29-78 / 11-45	17-28-1 / 42-54-0	172 / 420	57-250 / 65-465	44 / 118	1 / 0	
Akron	31-28	21 / 24	11 / 10	8 / 12	2 / 2	36-175 / 42-184	18-29-1 / 20-34-1	247 / 224	65-422 / 76-408	163 / 141	1 / 3	
Buffalo	7-38	20 / 19	5 / 11	12 / 7	3 / 1	29-99 / 52-280	21-43-1 / 13-20-0	281 / 186	72-380 / 72-466	131 / 139	4 / 1	
Miami (OH)	17-13	21 / 10	11 / 4	8 / 4	2 / 2	44-176 / 34-98	16-29-1 / 9-17-0	149 / 91	73-325 / 51-189	69 / 16	2 / 1	
Central Mich.	34-18	16 / 17	7 / 3	8 / 10	1 / 4	41-101 / 29-102	18-20-0 / 21-30-1	253 / 204	61-354 / 59-306	80 / 88	0 / 4	
Western Mich.	13-9	16 / 15	7 / 6	8 / 7	1 / 2	32-128 / 36-127	23-31-0 / 16-27-1	161 / 191	63-289 / 63-318	166 / 99	3 / 2	
Kent St.	6-40	21 / 25	6 / 12	13 / 11	2 / 2	38-65 / 41-201	31-42-2 / 17-30-1	246 / 214	80-311 / 71-415	29 / 84	3 / 1	
Totals	230-326	183 / 215	69 / 79	96 / 119	18 / 17	346-1084 / 364-1615	213-345-6 / 232-344-7	2217 / 2567	691-3301 / 708-4182	789 / 825	16 / 19	

Opponents	3rd Down Conversion	4th Down Conversion	Time of Possession	TOP Margin	Avg Yds/Rush	Avg Yds/Pass	Avg Yds/Play	Punting Number-Avg	Penalties Number-Yards	Sacks
Eastern Ky.	10-20 / 11-17	2-2 / 0-0	26:29 / 33:31	-07:02	3.3 / 3.2	7.1 / 6.9	5.1 / 5.3	4-37.0 / 5-27.0	12-98.0 / 9-74.0	6 / 0
Marshall	7-18 / 7-15	2-2 / 0-1	31:48 / 28:12	03:36	2.9 / 5.2	6.4 / 9.4	5.1 / 7.3	9-41.8 / 6-42.3	4-25.0 / 4-35.0	4 / 2
Mississippi St.	3-12 / 4-11	0-0 / 2-2	33:35 / 27:12	06:23	2.7 / 4.1	6.1 / 7.8	4.4 / 7.2	8-37.8 / 4-44.8	5-40.0 / 3-30.0	2 / 2
Akron	7-13 / 11-17	0-2 / 0-2	29:18 / 30:42	-01:24	4.9 / 4.4	8.5 / 6.6	6.5 / 5.4	2-37.5 / 3-49.7	8-60.0 / 8-68.0	6 / 1
Buffalo	3-14 / 5-14	0-3 / 1-2	27:13 / 32:47	-05:34	3.4 / 5.4	6.5 / 9.3	5.3 / 6.5	6-40.2 / 5-43.8	12-117.0 / 9-97.0	2 / 4
Miami (OH)	6-15 / 6-15	2-2 / 0-1	33:03 / 26:57	06:06	4.0 / 2.9	5.1 / 5.4	4.5 / 3.7	4-39.5 / 6-36.2	8-85.0 / 6-60.0	4 / 4
Central Mich.	3-13 / 4-12	2-2 / 1-2	33:32 / 26:28	07:04	2.5 / 3.5	12.7 / 6.8	5.8 / 5.2	6-41.5 / 4-41.3	17-146.0 / 6-44.0	6 / 6
Western Mich.	4-14 / 5-15	1-1 / 1-3	30:10 / 29:50	00:20	4.0 / 3.5	5.2 / 7.1	4.6 / 5.0	5-46.4 / 5-43.4	5-50.0 / 4-40.0	1 / 4
Kent St.	6-17 / 3-13	0-6 / 2-5	34:02 / 25:58	08:04	1.7 / 4.9	5.9 / 7.1	3.9 / 5.8	2-22.0 / 0-0.0	6-60.0 / 4-45.0	0 / 5
Totals	51-152 / 66-148	11-23 / 9-21	304:22 / 296:25	07:57	3.1 / 4.4	6.4 / 7.5	4.8 / 5.9	54-39.4 / 40-39.1	83-741.0 / 62-553.0	33 / 30

Note: Game totals are displayed in the format TEAM/OPPONENT for each category

ALL-PURPOSE YARDS

All Purpose

Player	g	rush	rcv	pr	kr	ir	total	avg/g
Ta'ron Keith	9	187	208	0	416	0	811	90.1
Jaison Patterson	10	494	21	0	21	0	536	53.6
Odieu Hiliare	10	5	450	0	28	0	483	48.3
Tyrone Broden	10	0	392	0	0	0	392	39.2
Christian Sims	9	7	322	0	0	0	329	36.6
CJ Lewis	10	-1	324	0	0	0	323	32.3
Jamal Johnson	7	229	16	0	0	0	245	35.0
Harold Fannin Jr.	9	43	133	0	0	0	176	19.6
Cavon Croom	10	8	159	0	0	0	167	16.7
Jhaylin Embry	5	28	35	59	0	0	122	24.4
Andrew Bench	10	0	115	0	-1	0	114	11.4
Jake Rogers	7	0	0	86	0	0	86	12.3
Nick Mosley	10	63	14	0	0	0	77	7.7
PaSean Wimberly	10	62	0	0	0	0	62	6.2
Chris Bacon	10	0	0	0	0	39	39	3.9
Jalen Burton	10	0	0	0	0	29	29	2.9
Jaylen Jennings	2	28	0	0	0	0	28	14.0
DJ Taylor	10	0	0	0	0	26	26	2.6
Walter Haire	10	0	0	0	0	26	26	2.6
Griffin Little	6	0	17	0	0	0	17	2.8
Levi Gazarek	10	2	12	0	0	0	14	1.4
Rocco Hicks	7	0	0	0	13	0	13	1.9
Charles Rosser	10	0	0	11	0	0	11	1.1
Davon Ferguson	2	0	0	0	8	0	8	4.0
Jordan Jackson	1	5	0	0	0	0	5	5.0
Trent Simms	10	0	0	0	0	1	1	0.1
Matt McDonald	9	1	-2	0	0	0	-1	-0.1
Camden Orth	7	-6	0	0	0	0	-6	-0.9
Mason Lawler	10	-9	0	0	0	0	-9	-0.9
Team	10	-62	0	0	0	0	-62	-6.2
Total	10	1084	2216	156	485	121	4062	406.2
Opponents	10	1615	2567	54	592	73	4901	490.1

GAME-BY-GAME STATISTICS

Rushing

Player	No-Yds/TD	UCLA	EKU	Marsh	MSU	UA	UB	Miami	CMU	WMU	KentSt
Jaison Patterson	107-494/1	4-7/0	18-48/1	2-5/0	7-23/0	11-66/0	3-42/0	18-94/0	18-101/0	10-56/0	16-52/0
Matt McDonald	60-1/1	2--11/0	5-64/1	8-24/0	DNP	5-12/0	11-14/0	9-1/0	10--58/0	5--9/0	5--36/0
Jamal Johnson	49-229/0	10-45/0	DNP	DNP	DNP	14-73/0	9-36/0	6-31/0	5-18/0	3-18/0	2-8/0
Ta'ron Keith	41-187/1	1-0/0	13-61/0	3-15/0	3-5/0	1--2/0	1-4/0	4-21/1	5-30/0	10-53/0	DNP
Nick Mosley	19-63/0	3-16/0	4--2/0	1-6/0	5-20/0	-	3-18/0	-	-	-	3-5/0
PaSean Wimberly	16-62/0	1--2/0	-	5-35/0	3-4/0	1-1/0	-	-	-	-	6-24/0
Camden Orth	9--6/0	-	-	2--2/0	5--2/0	DNP	1--6/0	1-4/0	DNP	DNP	-
Harold Fannin Jr.	8-43/4	-	-	1-1/1	-	DNP	-	2-25/1	2-4/1	1-8/1	2-5/0
Jaylen Jennings	6-28/0	DNP	DNP	-	6-28/0	DNP	DNP	DNP	DNP	DNP	DNP
Odieu Hiliare	6-5/0	2-4/0	2-5/0	2--4/0	-	-	-	-	-	-	-
Cavon Croom	3-8/0	-	-	1--1/0	-	-	-	1-3/0	1-6/0	-	-
Jordan Jackson	3-5/0	DNP	DNP	DNP	DNP	DNP	DNP	DNP	DNP	DNP	3-5/0
Jhaylin Embry	2-28/0	-	DNP	-	-	2-28/0	-	DNP	DNP	DNP	DNP
Christian Sims	2-7/0	-	1-2/0	-	DNP	-	-	-	-	1-5/0	-
Levi Gazarek	1-2/0	-	-	-	-	-	-	-	-	-	1-2/0
CJ Lewis	1--1/0	-	-	-	-	-	-	-	-	1--1/0	-
Mason Lawler	1--9/0	-	-	-	-	-	1--9/0	-	-	-	-

Receiving

Player	No-Yds/TD	UCLA	EKU	Marsh	MSU	UA	UB	Miami	CMU	WMU	KentSt
Odieu Hiliare	43-450/4	1-4/0	7-60/1	4-79/2	2-21/0	3-79/1	3-10/0	2-17/0	4-105/0	9-51/0	8-24/0
Christian Sims	36-322/2	4-33/1	4-46/0	5-25/0	DNP	3-12/1	4-53/0	3-20/0	3-24/0	4-41/0	6-68/0
Tyrone Broden	28-392/5	2-14/0	1-20/1	2-34/0	2-30/1	3-61/0	2-39/0	3-42/0	3-53/2	2-15/0	8-84/1
Ta'ron Keith	25-208/3	1--2/0	5-59/1	8-62/1	2-6/0	1-3/0	3-32/1	2-10/0	2-28/0	1-10/0	DNP
CJ Lewis	23-324/2	3-33/0	3-60/2	4-45/0	2-11/0	2-31/0	4-82/0	3-28/0	1-19/0	1-15/0	-
Cavon Croom	18-159/1	-	2-20/0	4-50/1	1-7/0	1-2/0	3-26/0	1-7/0	1-6/0	2-11/0	3-30/0
Harold Fannin Jr.	14-133/1	1-16/0	-	-	5-49/1	DNP	-	2-25/0	2-16/0	2-15/0	2-12/0
Andrew Bench	8-115/1	1-6/0	1-18/0	-	1-31/0	2-19/1	2-38/0	-	1-3/0	-	-
Jamal Johnson	5-16/0	1-6/0	DNP	DNP	DNP	1-7/0	-	-	1--1/0	1-0/0	1-4/0
Jaison Patterson	4-21/0	-	-	1--2/0	1-4/0	-	-	-	-	-	2-19/0
Levi Gazarek	3-12/0	1-4/0	-	-	-	-	-	-	-	1-3/0	1-5/0
Griffin Little	2-17/0	1-4/0	-	DNP	1-13/0	-	-	DNP	DNP	DNP	-
Nick Mosley	2-14/0	1-7/0	-	1-7/0	-	-	-	-	-	-	-
Jhaylin Embry	1-35/0	-	DNP	-	-	1-35/0	-	DNP	DNP	DNP	DNP
Matt McDonald	1--2/0	-	-	-	DNP	1--2/0	-	-	-	-	-

GAME-BY-GAME STATISTICS

Punt Returns

Player	No-Yds	UCLA	EKU	Marsh	MSU	UA	UB	Miami	CMU	WMU	KentSt
Jake Rogers	7-86	DNP	2-26	DNP	-	DNP	2-10	1-11	1-27	1-12	-
Jhaylin Embry	4-59	-	DNP	-	2-8	1-9	1-42	DNP	DNP	DNP	DNP

Kick Returns

Player	No-Yds	UCLA	EKU	Marsh	MSU	UA	UB	Miami	CMU	WMU	KentSt
Ta'ron Keith	17-416	-	-	1-16	2-36	5-125	3-59	3-58	1-20	2-102	DNP
Odieu Hiliare	2-28	-	-	-	-	-	-	-	-	-	2-28
Jaison Patterson	1-21	-	1-21	-	-	-	-	-	-	-	-
Rocco Hicks	1-13	-	DNP	DNP	-	-	-	-	-	1-13	DNP
Davon Ferguson	1-8	-	1-8	DNP	DNP	DNP	DNP	DNP	DNP	DNP	DNP
Andrew Bench	1--1	-	-	-	-	-	-	-	-	-	1--1

Interceptions Returns

Player	No-Yds	UCLA	EKU	Marsh	MSU	UA	UB	Miami	CMU	WMU	KentSt
DJ Taylor	2-26	1-24	-	-	-	-	-	-	-	-	1-2
Chris Bacon	1-39	-	-	-	-	-	-	-	-	1-39	-
Jalen Burton	1-29	-	-	-	-	1-29	-	-	-	-	-
Walter Haire	1-26	-	-	-	-	-	-	-	1-26	-	-
Trent Simms	1-1	-	-	1-1	-	-	-	-	-	-	-
Jordan Anderson	1-0	-	1-0	-	-	-	-	DNP	DNP	-	-

Fumble Returns

Player	No-Yds	UCLA	EKU	Marsh	MSU	UA	UB	Miami	CMU	WMU	KentSt
Charles Rosser	3-0	-	1-0	-	-	1-0	-	-	1-0	-	-
Jordan Oladokun	1-20	-	-	-	-	-	1-20	-	-	-	-
Cashius Howell	1-7	-	-	-	-	-	-	-	1-7	-	-
Karl Brooks	1-0	-	-	1-0	-	-	-	-	-	-	-
JB Brown	1-0	-	-	-	-	1-0	-	-	-	-	-
Demetrius Hardamon	1-0	-	-	-	-	-	-	-	1-0	-	-
Darren Anders	1-0	-	-	-	-	-	-	-	-	1-0	-
Patrick Day	1-0	1-0	-	-	-	-	-	-	-	-	-
Dontrez Brown	1-0	-	-	-	-	-	-	1-0	-	-	-

PASSING GAME-BY-GAME STATISTICS

#3 Matt McDonald	Comp	Att	Int	Pct	Yards	TD	Long	Sacked	Effic.
UCLA	17	34	0	50.0	125	1	27	2-11	90.6
Eastern Ky.	23	40	0	57.5	283	5	34	0-0	158.2
Marshall	27	45	0	60.0	282	4	30	2-14	142.0
Akron	18	29	1	62.1	247	3	59	1-11	160.9
Buffalo	21	42	1	50.0	281	1	35	3-19	109.3
Miami (OH)	16	29	1	55.2	149	0	20	4-19	91.4
Central Mich.	18	20	0	90.0	253	2	46	6-49	229.3
Western Mich.	23	31	0	74.2	161	0	26	3-16	117.8
Kent St.	31	40	1	77.5	246	1	24	5-36	132.4
Totals	194	310	4	62.6	2027	17	59	26-175	133.0

#11 CJ Lewis	Comp	Att	Int	Pct	Yards	TD	Long	Sacked	Effic.
UCLA	0	1	0	0.0	0	0	0	0-0	0.0
Marshall	1	1	0	100.0	15	0	15	0-0	226.0
Totals	1	2	0	50.0	15	0	15	1-1	113.0

#12 Camden Orth	Comp	Att	Int	Pct	Yards	TD	Long	Sacked	Effic.
UCLA	0	1	0	0.0	0	0	0	0-0	0.0
Marshall	1	1	0	100.0	3	0	3	0-0	125.2
Mississippi St.	17	28	1	60.7	172	2	31	2-13	128.7
Buffalo	0	1	0	0.0	0	0	0	1-6	0.0
Kent St.	0	1	1	0.0	0	0	0	0-0	-200.0
Totals	18	32	2	56.3	175	2	31	3-19	110.3

#44 Harold Fannin Jr.	Comp	Att	Int	Pct	Yards	TD	Long	Sacked	Effic.
Kent St.	0	1	0	0.0	0	0	0	0-0	0.0
Totals	0	1	0	0.0	0	0	0	0-0	0.0

3RD- AND 4TH-DOWN CONVERSIONS

3rd-Down Conversions

Date	Opponent	Score	Overall	1st Qtr	2nd Qtr	3rd Qtr	4th Qtr	Overtime
09/03/2022	at UCLA	L 17-45	2-16 12.5	0-4 0.0	1-4 25.0	1-4 25.0	0-4 0.0	1-2 50.0
09/10/2022	Eastern Ky.	Lot7 57-59	10-20 50.0	2-4 50.0	3-5 60.0	1-4 25.0	2-4 50.0	0-0 0.0
09/17/2022	Marshall	Wot1 34-31	7-18 38.9	0-5 0.0	3-5 60.0	2-4 50.0	2-4 50.0	0-0 0.0
09/24/2022	at Mississippi St.	L 14-45	3-12 25.0	0-3 0.0	0-2 0.0	3-5 60.0	0-2 0.0	0-0 0.0
10/01/2022	at Akron	W 31-28	7-13 53.8	1-4 25.0	1-2 50.0	3-4 75.0	2-3 66.7	0-0 0.0
10/08/2022	Buffalo	L 7-38	3-14 21.4	1-5 20.0	1-3 33.3	1-3 33.3	0-3 0.0	0-0 0.0
10/15/2022	Miami (OH)	W 17-13	6-15 40.0	3-5 60.0	1-3 33.3	1-3 33.3	1-4 25.0	0-0 0.0
10/22/2022	at Central Mich.	W 34-18	3-13 23.1	0-3 0.0	2-4 50.0	1-3 33.3	0-3 0.0	0-0 0.0
11/02/2022	Western Mich.	W 13-9	4-14 28.6	0-3 0.0	3-6 50.0	1-3 33.3	0-2 0.0	0-0 0.0
11/09/2022	Kent St.	L 6-40	6-17 35.3	0-3 0.0	3-6 50.0	2-3 66.7	1-5 20.0	0-0 0.0
Bowling Green			51-152 33.6	7-39 17.9	18-40 45.0	16-36 44.4	8-34 23.5	1-2 50.0
Opponents			66-148 44.6	15-38 39.5	15-33 45.5	20-36 55.6	16-40 40.0	0-1 0.0

4th-Down Conversions

Date	Opponent	Score	Overall	1st Qtr	2nd Qtr	3rd Qtr	4th Qtr	Overtime
09/03/2022	at UCLA	L 17-45	2-3 66.7	1-1 100.0	0-0 0.0	0-0 0.0	1-2 50.0	0-0 0.0
09/10/2022	Eastern Ky.	Lot7 57-59	2-2 100.0	0-0 0.0	0-0 0.0	0-0 0.0	2-2 100.0	0-0 0.0
09/17/2022	Marshall	Wot1 34-31	2-2 100.0	0-0 0.0	2-2 100.0	0-0 0.0	0-0 0.0	0-0 0.0
09/24/2022	at Mississippi St.	L 14-45	0-0 0.0	0-0 0.0	0-0 0.0	0-0 0.0	0-0 0.0	0-0 0.0
10/01/2022	at Akron	W 31-28	0-2 0.0	0-1 0.0	0-0 0.0	0-1 0.0	0-0 0.0	0-0 0.0
10/08/2022	Buffalo	L 7-38	0-3 0.0	0-1 0.0	0-0 0.0	0-0 0.0	0-2 0.0	0-0 0.0
10/15/2022	Miami (OH)	W 17-13	2-2 100.0	1-1 100.0	1-1 100.0	0-0 0.0	0-0 0.0	0-0 0.0
10/22/2022	at Central Mich.	W 34-18	2-2 100.0	1-1 100.0	0-0 0.0	0-0 0.0	1-1 100.0	0-0 0.0
11/02/2022	Western Mich.	W 13-9	1-1 100.0	0-0 0.0	0-0 0.0	1-1 100.0	0-0 0.0	0-0 0.0
11/09/2022	Kent St.	L 6-40	0-6 0.0	0-2 0.0	0-1 0.0	0-1 0.0	0-2 0.0	0-0 0.0
Bowling Green			11-23 47.8	3-7 42.9	3-4 75.0	1-3 33.3	4-9 44.4	0-0 0.0
Opponents			9-21 42.9	1-3 33.3	3-6 50.0	1-5 20.0	4-7 57.1	0-0 0.0

Time of Possession

Date	Opponent	Score	Overall	1st Qtr	2nd Qtr	3rd Qtr	4th Qtr	Overtime
09/03/2022	at UCLA	L 17-45	25:12	05:14	06:28	06:43	06:47	00:00
09/10/2022	Eastern Ky.	Lot7 57-59	26:29	08:29	07:02	04:58	06:00	00:00
09/17/2022	Marshall	Wot1 34-31	31:48	06:43	09:47	04:49	10:29	00:00
09/24/2022	at Mississippi St.	L 14-45	33:35	04:55	10:17	06:56	11:27	00:00
10/01/2022	at Akron	W 31-28	29:18	05:41	09:08	08:00	06:29	00:00
10/08/2022	Buffalo	L 7-38	27:13	06:04	05:41	07:27	08:01	00:00
10/15/2022	Miami (OH)	W 17-13	33:03	03:36	12:02	07:19	10:06	00:00
10/22/2022	at Central Mich.	W 34-18	33:32	09:15	10:35	08:20	05:22	00:00
11/02/2022	Western Mich.	W 13-9	30:10	07:58	09:55	03:03	09:14	00:00
11/09/2022	Kent St.	L 6-40	34:02	08:03	08:51	06:33	10:35	00:00
Bowling Green			Total 304:22	65:58	89:46	64:08	84:30	00:00
			Avg. 30:26	06:36	08:59	06:25	08:27	00:00
Opponents			Total 296:25	65:52	79:11	64:32	86:50	00:00
			Avg. 29:38	06:35	07:55	06:27	08:41	00:00

RED-ZONE STATS

Bowling Green Inside Opponent Red-Zone

Date	Opponent	Score	Times In RZ	Times Scored	Total Pts	Rush			Pass TDs	FGs Made	Failed to score inside RZ				
						TDs	TDs	TDs			FGA	Down	Int	Fumb	Half
09/03/2022	at UCLA	L 17-45	1	1	3	0	0	0	1	1	0	0	0	0	0
09/10/2022	Eastern Ky.	L 57-59	7	6	37	5	1	4	1	2	0	0	0	0	0
09/17/2022	Marshall	W 34-31	2	2	13	2	1	1	0	0	0	0	0	0	0
09/24/2022	at Mississippi St.	L 14-45	1	1	7	1	0	1	0	0	0	0	0	0	0
10/01/2022	at Akron	W 31-28	5	4	24	3	0	3	1	1	1	0	0	0	0
10/08/2022	Buffalo	L 7-38	3	1	7	1	0	1	0	0	0	0	2	0	0
10/15/2022	Miami (OH)	W 17-13	6	3	17	2	2	0	1	2	0	1	0	0	1
10/22/2022	at Central Mich.	W 34-18	4	4	20	2	1	1	2	2	0	0	0	0	0
11/02/2022	Western Mich.	W 13-9	4	3	13	1	1	0	2	2	0	0	1	0	0
11/09/2022	Kent St.	L 6-40	0	0	0	0	0	0	0	0	0	0	0	0	0
Totals 25 of 33 (75.8%)			33	25	141	17	6	11	8	10	1	1	3	0	1

Opponents Inside Bowling Green Red-Zone

Date	Opponent	Score	Times In RZ	Times Scored	Total Pts	Rush			Pass TDs	FGs Made	Failed to score inside RZ				
						TDs	TDs	TDs			FGA	Down	Int	Fumb	Half
09/03/2022	UCLA	L 17-45	5	4	24	3	2	1	1	2	0	0	0	0	0
09/10/2022	Eastern Ky.	L 57-59	7	7	44	6	3	3	1	1	0	0	0	0	0
09/17/2022	Marshall	W 34-31	4	2	14	2	2	0	0	0	0	0	2	0	0
09/24/2022	Mississippi St.	L 14-45	3	3	21	3	0	3	0	0	0	0	0	0	0
10/01/2022	Akron	W 31-28	2	2	14	2	1	1	0	0	0	0	0	0	0
10/08/2022	Buffalo	L 7-38	5	4	25	3	3	0	1	1	1	0	0	0	0
10/15/2022	Miami (OH)	W 17-13	1	1	7	1	0	1	0	0	0	0	0	0	0
10/22/2022	Central Mich.	W 34-18	3	2	15	2	1	1	0	0	0	0	1	0	0
11/02/2022	Western Mich.	W 13-9	2	1	3	0	0	0	1	1	1	0	0	0	0
11/09/2022	Kent St.	L 6-40	6	4	20	2	1	1	2	3	1	0	0	0	0
Totals 30 of 38 (78.9%)			38	30	187	24	13	11	6	8	3	0	3	0	0

GAME-BY-GAME TACKLES

Total Tackles

Player	S-A	Total	UCLA	EKU	Marsh	MSU	UA	UB	Miami	CMU	WMU	KentSt
Chris Bacon	42-17	59	4-0	7-3	5-2	2-4	5-2	7-1	3-0	5-0	3-2	1-3
Darren Anders	30-28	58	3-0	3-6	2-2	1-4	5-4	2-2	4-3	1-0	2-3	7-4
DJ Taylor	29-27	56	6-2	2-4	3-2	2-3	7-4	1-2	2-5	3-0	2-2	1-3
Trent Simms	26-20	46	1-1	0-1	2-2	5-4	1-4	4-2	2-1	5-0	3-3	3-2
JB Brown	29-12	41	7-1	4-2	4-1	1-3	3-0	1-1	2-1	2-1	3-0	2-2
Karl Brooks	24-14	38	-	3-1	3-2	0-1	4-3	2-3	2-1	3-0	5-2	2-1
Brock Horne	13-25	38	3-0	1-6	1-3	0-3	2-5	1-4	1-0	2-0	1-1	1-3
Deshawn Jones Jr.	30-4	34	4-0	4-1	3-1	5-1	3-0	0-1	2-0	4-0	4-0	1-0
Jordan Anderson	15-15	30	3-1	4-3	1-4	1-3	0-1	2-0	DNP	DNP	3-0	1-3
Anthony Hawkins	13-13	26	2-2	0-4	2-0	-	0-2	2-1	2-3	2-0	-	3-1
Walter Haire	11-11	22	0-1	1-2	0-2	0-2	1-1	-	3-2	2-1	3-0	1-0
Patrick Day	12-8	20	2-0	2-4	1-0	1-0	-	-	2-1	2-0	0-2	2-1
Jalen Burton	15-3	18	-	3-0	4-1	-	2-1	4-0	-	-	1-1	1-0
Demetrius Hardamon	10-8	18	1-1	2-0	2-0	0-2	-	0-1	4-1	1-0	0-1	0-2
Joseph Sipp Jr.	10-8	18	7-3	-	-	1-2	0-1	1-1	-	-	1-1	-
Dierre Kelly	7-9	16	0-1	0-1	1-1	0-1	1-1	0-2	-	1-0	2-1	2-1
Cashius Howell	6-10	16	0-2	-	1-1	2-1	1-1	0-1	-	2-1	0-1	0-2
Blaine Spires	8-7	15	2-0	1-2	-	-	1-1	1-2	0-1	2-1	1-0	-
Dontrez Brown	7-8	15	-	0-1	2-1	-	0-1	0-1	1-1	-	2-1	2-2
Davion Daniels	9-5	14	8-2	-	-	1-2	-	0-1	-	-	-	-
Jordan Oladokun	12-1	13	-	-	1-0	1-0	-	1-0	1-1	1-0	4-0	3-0
Bryce Brand	5-7	12	1-0	0-1	0-1	0-1	4-2	0-2	-	-	-	-
Billie Roberts	1-11	12	0-2	0-1	0-1	0-1	-	1-2	0-1	-	0-1	0-2
Diego Neri	8-2	10	2-0	-	2-0	3-1	-	-	-	-	0-1	1-0
Jordan Porter	4-5	9	0-1	-	1-0	-	1-0	1-1	-	-	1-0	0-3
Davon Ferguson	6-2	8	5-1	1-1	DNP	DNP	DNP	DNP	DNP	DNP	DNP	DNP
Adrian Wilson	5-3	8	1-0	1-0	-	-	1-0	1-1	DNP	1-0	-	0-2
Charles Rosser	3-4	7	0-2	-	1-1	0-1	-	1-0	-	1-0	-	-
Kitione Tau	3-3	6	-	-	1-0	0-2	-	1-1	1-0	-	DNP	DNP
Darius Lorfils	3-2	5	DNP	DNP	DNP	0-1	DNP	1-0	-	1-0	0-1	1-0
Jalen Huskey	3-2	5	1-0	DNP	DNP	-	DNP	1-1	1-0	-	DNP	0-1
PaSean Wimberly	2-3	5	1-0	-	1-1	0-1	-	-	-	-	0-1	-
Cavon Croom	3-1	4	-	1-0	1-0	-	1-0	-	-	-	0-1	-
Avi McGary	2-0	2	-	-	-	-	-	-	-	2-0	-	-
Mason Lawler	1-1	2	-	-	-	0-1	-	-	-	-	1-0	-
Ali Saad	0-2	2	0-1	-	DNP	-	-	0-1	DNP	DNP	DNP	-
George Carlson	0-2	2	-	-	-	0-2	-	-	-	-	-	-
Chris Williams	1-0	1	DNP	DNP	DNP	DNP	-	DNP	DNP	-	-	1-0
Matt McDonald	1-0	1	-	-	-	DNP	-	1-0	-	-	-	-
Levi Gazarek	1-0	1	-	-	-	-	-	-	-	-	-	1-0
Christian Sims	1-0	1	-	-	1-0	DNP	-	-	-	-	-	-
Ta'ron Keith	1-0	1	-	-	-	1-0	-	-	-	-	-	DNP
Davonte Miles	0-1	1	DNP	DNP	DNP	0-1	DNP	DNP	DNP	DNP	DNP	DNP
Nate Pabst	0-1	1	-	DNP	DNP	-	DNP	0-1	DNP	DNP	DNP	DNP
Nick Mosley	0-1	1	-	-	0-1	-	-	-	-	-	-	-

SACKS GAME-BY-GAME

Player	UA-A	Total	UCLA	EKU	Marsh	MSU	UA	UB	Miami	CMU	WMU	KentSt
Karl Brooks	7-2	8	-	1-12	1-7	-	2.5-10	-	-	3-29	0.5-3	-
Demetrius Hardamon	5-2	6	-	1-7	1-8	0.5-4	-	-	2-7	1-7	0.5-3	-
Walter Haire	3-1	3.5	0.5-3	1-5	-	-	-	-	1-7	1-6	-	-
Cashius Howell	1-2	2	0.5-3	-	-	1-8	0.5-4	-	-	-	-	-
JB Brown	1-1	1.5	-	1-6	-	0.5-5	-	-	-	-	-	-
DJ Taylor	1-1	1.5	-	-	-	-	0.5-1	1-2	-	-	-	-
Darren Anders	1-1	1.5	-	-	-	-	0.5-4	-	1-9	-	-	-
Dierre Kelly	1-1	1.5	-	-	1-7	-	0.5-4	-	-	-	-	-
Brock Horne	1-0	1	-	-	1-7	-	-	-	-	-	-	-
Davon Ferguson	1-0	1	1-2	-	DNP	DNP	DNP	DNP	DNP	DNP	DNP	DNP
Blaine Spires	1-0	1	-	1-2	-	-	-	-	-	-	-	-
Patrick Day	1-0	1	-	-	-	-	-	-	-	1-8	-	-
Jordan Porter	1-0	1	-	-	-	-	1-1	-	-	-	-	-
Adrian Wilson	1-0	1	-	1-4	-	-	-	-	DNP	-	-	-
Anthony Hawkins	1-0	1	-	-	-	-	-	1-10	-	-	-	-
Bryce Brand	0-1	0.5	-	-	-	-	0.5-0	-	-	-	-	-

TACKLES FOR LOSS GAME-BY-GAME

Player	UA-A	Total	UCLA	EKU	Marsh	MSU	UA	UB	Miami	CMU	WMU	KentSt
Karl Brooks	11-4	13.0	-	2.0-17	1.0-7	-	3.5-11	1.0-2	1.5-3	3.0-29	0.5-3	0.5-1
Demetrius Hardamon	7-2	8.0	-	2.0-8	1.0-8	0.5-4	-	-	3.0-10	1.0-7	0.5-3	-
Walter Haire	6-1	6.5	0.5-3	1.0-5	-	-	-	-	1.0-7	2.0-8	1.0-2	1.0-2
JB Brown	3-3	4.5	1.5-3	1.0-6	-	0.5-5	-	-	-	-	-	1.5-6
Patrick Day	3-1	3.5	1.0-2	1.0-5	-	-	-	-	-	1.0-8	0.5-4	-
Brock Horne	2-1	2.5	-	-	1.0-7	-	1.0-2	-	-	-	-	0.5-0
Anthony Hawkins	2-1	2.5	-	-	-	-	-	1.0-10	1.5-1	-	-	-
Cashius Howell	1-3	2.5	0.5-3	-	-	1.0-8	0.5-4	-	-	-	0.5-5	-
Deshawn Jones Jr.	2-0	2.0	-	-	1.0-2	-	-	-	-	-	1.0-1	-
Dontrez Brown	2-0	2.0	-	-	1.0-1	-	-	-	1.0-1	-	-	-
Blaine Spires	2-0	2.0	-	1.0-2	-	-	-	-	-	1.0-1	-	-
DJ Taylor	1-2	2.0	-	-	0.5-1	-	0.5-1	1.0-2	-	-	-	-
Darren Anders	1-1	1.5	-	-	-	-	0.5-4	-	1.0-9	-	-	-
Dierre Kelly	1-1	1.5	-	-	1.0-7	-	0.5-4	-	-	-	-	-
Bryce Brand	1-1	1.5	-	-	-	-	1.5-5	-	-	-	-	-
Trent Simms	1-1	1.5	-	-	0.5-2	-	-	-	1.0-2	-	-	-
Jordan Anderson	1-0	1.0	-	-	-	-	-	1.0-2	DNP	DNP	-	-
Adrian Wilson	1-0	1.0	-	1.0-4	-	-	-	-	DNP	-	-	-
Jordan Porter	1-0	1.0	-	-	-	-	1.0-1	-	-	-	-	-
Jordan Oladokun	1-0	1.0	-	-	-	-	-	-	-	-	1.0-3	-
Davon Ferguson	1-0	1.0	1.0-2	-	DNP	DNP	DNP	DNP	DNP	DNP	DNP	DNP
Billie Roberts	0-2	1.0	0.5-1	-	-	-	-	-	-	-	-	0.5-2
Kitione Tau	0-1	0.5	-	-	-	0.5-1	-	-	-	-	DNP	DNP
Davonte Miles	0-1	0.5	DNP	DNP	DNP	0.5-0	DNP	DNP	DNP	DNP	DNP	DNP

BOWLING GREEN TEAM GAME HIGHS/LOWS

Bowling Green - Game Highs

RUSHES	45	Eastern Ky. (09/10/2022)
YARDS RUSHING	176	Miami (OH) (10/15/2022)
YARDS PER RUSH	4.9	at Akron (10/01/2022)
TD RUSHES	2	Eastern Ky. (09/10/2022)
	2	Miami (OH) (10/15/2022)
PASS ATTEMPTS	47	Marshall (09/17/2022)
PASS COMPLETIONS	31	Kent St. (11/09/2022)
YARDS PASSING	300	Marshall (09/17/2022)
YARDS PER PASS	12.7	at Central Mich. (10/22/2022)
TD PASSES	5	Eastern Ky. (09/10/2022)
TOTAL PLAYS	85	Eastern Ky. (09/10/2022)
TOTAL OFFENSE	431	Eastern Ky. (09/10/2022)
YARDS PER PLAY	6.5	at Akron (10/01/2022)
POINTS	57	Eastern Ky. (09/10/2022)
SACKS BY	6	at Central Mich. (10/22/2022)
	6	at Akron (10/01/2022)
	6	Eastern Ky. (09/10/2022)
FIRST DOWNS	27	Eastern Ky. (09/10/2022)
PENALTIES	17	at Central Mich. (10/22/2022)
PENALTY YARDS	146	at Central Mich. (10/22/2022)
TURNOVERS	4	Buffalo (10/08/2022)
PUNTS	9	Marshall (09/17/2022)
PUNTING AVG	46.4	Western Mich. (11/02/2022)
LONG PUNT	61	Buffalo (10/08/2022)
PUNTS INSIDE 20	3	at Central Mich. (10/22/2022)
LONG PUNT RETURN	42	Buffalo (10/08/2022)

Bowling Green - Game Lows

RUSHES	25	at UCLA (09/03/2022)
YARDS RUSHING	37	at UCLA (09/03/2022)
YARDS PER RUSH	1.5	at UCLA (09/03/2022)
TD RUSHES	0	Kent St. (11/09/2022)
	0	Buffalo (10/08/2022)
	0	at Akron (10/01/2022)
	0	at Mississippi St. (09/24/2022)
	0	at UCLA (09/03/2022)
PASS ATTEMPTS	20	at Central Mich. (10/22/2022)
PASS COMPLETIONS	16	Miami (OH) (10/15/2022)
YARDS PASSING	125	at UCLA (09/03/2022)
YARDS PER PASS	3.5	at UCLA (09/03/2022)
TD PASSES	0	Western Mich. (11/02/2022)
	0	Miami (OH) (10/15/2022)
TOTAL PLAYS	57	at Mississippi St. (09/24/2022)
TOTAL OFFENSE	162	at UCLA (09/03/2022)
YARDS PER PLAY	2.7	at UCLA (09/03/2022)
POINTS	6	Kent St. (11/09/2022)
SACKS BY	0	Kent St. (11/09/2022)
FIRST DOWNS	9	at UCLA (09/03/2022)
PENALTIES	4	Marshall (09/17/2022)
PENALTY YARDS	25	Marshall (09/17/2022)
INTERCEPTIONS BY	0	Miami (OH) (10/15/2022)
	0	Buffalo (10/08/2022)
	0	at Mississippi St. (09/24/2022)
PUNTS	2	Kent St. (11/09/2022)
	2	at Akron (10/01/2022)
PUNTING AVG	22.0	Kent St. (11/09/2022)
LONG PUNT	37	Kent St. (11/09/2022)
PUNTS INSIDE 20	0	Kent St. (11/09/2022)
	0	Marshall (09/17/2022)
	0	at UCLA (09/03/2022)
LONG PUNT RETURN	0	Kent St. (11/09/2022)

OPPONENT TEAM GAME HIGHS/LOWS

Opponent - Game Highs

RUSHES	52	Buffalo (10/08/2022)
YARDS RUSHING	280	Buffalo (10/08/2022)
YARDS PER RUSH	6.0	at UCLA (09/03/2022)
TD RUSHES	4	Buffalo (10/08/2022)
PASS ATTEMPTS	54	at Mississippi St. (09/24/2022)
PASS COMPLETIONS	42	at Mississippi St. (09/24/2022)
YARDS PASSING	420	at Mississippi St. (09/24/2022)
YARDS PER PASS	9.4	Marshall (09/17/2022)
TD PASSES	6	at Mississippi St. (09/24/2022)
TOTAL PLAYS	92	at UCLA (09/03/2022)
TOTAL OFFENSE	626	at UCLA (09/03/2022)
YARDS PER PLAY	7.3	Marshall (09/17/2022)
POINTS	59	Eastern Ky. (09/10/2022)
SACKS BY	6	at Central Mich. (10/22/2022)
FIRST DOWNS	29	at UCLA (09/03/2022)
PENALTIES	9	Eastern Ky. (09/10/2022)
	9	Buffalo (10/08/2022)
	9	at UCLA (09/03/2022)
PENALTY YARDS	97	Buffalo (10/08/2022)
TURNOVERS	4	at Central Mich. (10/22/2022)
PUNTS	6	Miami (OH) (10/15/2022)
	6	Marshall (09/17/2022)
PUNTING AVG	49.7	at Akron (10/01/2022)
LONG PUNT	57	at Akron (10/01/2022)
PUNTS INSIDE 20	4	Marshall (09/17/2022)
LONG PUNT RETURN	13	at UCLA (09/03/2022)

Opponent - Game Lows

RUSHES	11	at Mississippi St. (09/24/2022)
YARDS RUSHING	45	at Mississippi St. (09/24/2022)
YARDS PER RUSH	2.9	Miami (OH) (10/15/2022)
TD RUSHES	0	Western Mich. (11/02/2022)
	0	Miami (OH) (10/15/2022)
	0	at Mississippi St. (09/24/2022)
PASS ATTEMPTS	17	Miami (OH) (10/15/2022)
PASS COMPLETIONS	9	Miami (OH) (10/15/2022)
YARDS PASSING	91	Miami (OH) (10/15/2022)
YARDS PER PASS	5.4	Miami (OH) (10/15/2022)
TD PASSES	0	Buffalo (10/08/2022)
TOTAL PLAYS	51	Miami (OH) (10/15/2022)
TOTAL OFFENSE	189	Miami (OH) (10/15/2022)
YARDS PER PLAY	3.7	Miami (OH) (10/15/2022)
POINTS	9	Western Mich. (11/02/2022)
SACKS BY	0	Eastern Ky. (09/10/2022)
FIRST DOWNS	10	Miami (OH) (10/15/2022)
PENALTIES	3	at Mississippi St. (09/24/2022)
PENALTY YARDS	30	at Mississippi St. (09/24/2022)
INTERCEPTIONS BY	0	Western Mich. (11/02/2022)
	0	at Central Mich. (10/22/2022)
	0	Marshall (09/17/2022)
	0	Eastern Ky. (09/10/2022)
	0	at UCLA (09/03/2022)
PUNTS	0	Kent St. (11/09/2022)
PUNTING AVG	0.0	Kent St. (11/09/2022)
LONG PUNT	0	Kent St. (11/09/2022)
PUNTS INSIDE 20	0	Kent St. (11/09/2022)
	0	Western Mich. (11/02/2022)
	0	Eastern Ky. (09/10/2022)

BOWLING GREEN/OPPONENT INDIVIDUAL GAME HIGHS**Bowling Green - Individual Game Highs**

RUSHES	18	Jaison Patterson at Central Mich. (10/22/2022)
	18	Jaison Patterson vs Miami (OH) (10/15/2022)
	18	Jaison Patterson vs Eastern Ky. (09/10/2022)
YARDS RUSHING	101	Jaison Patterson at Central Mich. (10/22/2022)
TD RUSHES	1	Harold Fannin Jr. vs Western Mich. (11/02/2022)
	1	Harold Fannin Jr. at Central Mich. (10/22/2022)
	1	Ta'ron Keith vs Miami (OH) (10/15/2022)
	1	Harold Fannin Jr. vs Miami (OH) (10/15/2022)
	1	Harold Fannin Jr. vs Marshall (09/17/2022)
	1	Matt McDonald vs Eastern Ky. (09/10/2022)
	1	Jaison Patterson vs Eastern Ky. (09/10/2022)
LONG RUSH	36	Jaison Patterson at Central Mich. (10/22/2022)
PASS ATTEMPTS	45	Matt McDonald vs Marshall (09/17/2022)
PASS COMPLETIONS	31	Matt McDonald vs Kent St. (11/09/2022)
YARDS PASSING	283	Matt McDonald vs Eastern Ky. (09/10/2022)
TD PASSES	5	Matt McDonald vs Eastern Ky. (09/10/2022)
LONG PASS	59	Matt McDonald at Akron (10/01/2022)
RECEPTIONS	9	Odieu Hiliare vs Western Mich. (11/02/2022)
YARDS RECEIVING	105	Odieu Hiliare at Central Mich. (10/22/2022)
TD RECEPTIONS	2	Tyrone Broden at Central Mich. (10/22/2022)
	2	Odieu Hiliare vs Marshall (09/17/2022)
	2	CJ Lewis vs Eastern Ky. (09/10/2022)
LONG RECEPTION	59	Odieu Hiliare at Akron (10/01/2022)
PUNTS	9	Sami Sir vs Marshall (09/17/2022)
PUNTING AVG	46.4	Sami Sir vs Western Mich. (11/02/2022)
LONG PUNT	61	Sami Sir vs Buffalo (10/08/2022)
PUNTS INSIDE 20	3	Sami Sir at Central Mich. (10/22/2022)
LONG PUNT RETURN	42	Jhaylin Embry vs Buffalo (10/08/2022)
LONG KICKOFF RETURN	83	Ta'ron Keith vs Western Mich. (11/02/2022)
TACKLES	11	Darren Anders vs Kent St. (11/09/2022)
	11	DJ Taylor at Akron (10/01/2022)
SACKS	3	Karl Brooks at Central Mich. (10/22/2022)
TACKLES FOR LOSS	3.5	Karl Brooks at Akron (10/01/2022)

Opponent - Individual Game Highs

RUSHES	26	Sean Tyler vs Western Mich. (11/02/2022)
YARDS RUSHING	157	Khalan Laborn vs Marshall (09/17/2022)
TD RUSHES	2	Mike Washington vs Buffalo (10/08/2022)
	2	Ron Cook vs Buffalo (10/08/2022)
	2	Khalan Laborn vs Marshall (09/17/2022)
	2	Braedon Sloan vs Eastern Ky. (09/10/2022)
	2	Dorian Thompson-Robinson at UCLA (09/03/2022)
LONG RUSH	92	Mike Washington vs Buffalo (10/08/2022)
PASS ATTEMPTS	50	Will Rogers at Mississippi St. (09/24/2022)
PASS COMPLETIONS	39	Will Rogers at Mississippi St. (09/24/2022)
YARDS PASSING	409	Will Rogers at Mississippi St. (09/24/2022)
TD PASSES	6	Will Rogers at Mississippi St. (09/24/2022)
LONG PASS	78	Henry Colombi vs Marshall (09/17/2022)
RECEPTIONS	10	Kazmeir Allen at UCLA (09/03/2022)
YARDS RECEIVING	151	Corey Crooms vs Western Mich. (11/02/2022)
TD RECEPTIONS	2	Devontez Walker vs Kent St. (11/09/2022)
	2	Alex Adams at Akron (10/01/2022)
	2	Caleb Ducking at Mississippi St. (09/24/2022)
	2	Jayden Higgins vs Eastern Ky. (09/10/2022)
LONG RECEPTION	78	Caleb McMillan vs Marshall (09/17/2022)
FIELD GOALS	2	Andrew Glass vs Kent St. (11/09/2022)
	2	Graham Nicholson vs Miami (OH) (10/15/2022)
LONG FIELD GOALS	53	Ben Raybon at Mississippi St. (09/24/2022)
PUNTS	6	Dom Dzioban vs Miami (OH) (10/15/2022)
PUNTING AVG	49.7	Noah Gettman at Akron (10/01/2022)
LONG PUNT	57	Noah Gettman at Akron (10/01/2022)
PUNTS INSIDE 20	4	John McConnell vs Marshall (09/17/2022)
LONG PUNT RETURN	13	Jake Bobo at UCLA (09/03/2022)
LONG KICKOFF RETURN	88	Shocky Jacques-Louis at Akron (10/01/2022)
TACKLES	17	Michael Dowell vs Miami (OH) (10/15/2022)
SACKS	3	Saivon Davis vs Kent St. (11/09/2022)
TACKLES FOR LOSS	3	Saivon Davis vs Kent St. (11/09/2022)
	3	Keni-H Lovely vs Western Mich. (11/02/2022)
INTERCEPTIONS	1	Marvin Pierre vs Kent St. (11/09/2022)

PARTICIPATION

##	Player	GP-GS	UCLA	EKU	Marsh	MSU	UA	UB	Miami	CMU	WVU	KentSt
0	Tyrone Broden	10/4	XXX	START	START	XXX	XXX	START	XXX	START	XXX	XXX
0	Jordan Anderson	8/8	START	START	START	START	START	START	START	START
1	Odieu Hillare	10/6	START	XXX	START	START	XXX	XXX	START	START	START	XXX
2	Brock Horne	10/1	START	XXX	XXX	XXX	XXX	XXX	XXX	XXX	XXX	XXX
2	Javonte Kinsey	1/0	XXX
3	Matt McDonald	9/9	START	START	START	...	START	START	START	START	START	START
3	Chris Bacon	10/10	START	START	START	START	START	START	START	START	START	START
4	Deshawn Jones Jr.	10/8	XXX	XXX	START	START	START	START	START	START	START	START
5	Nick Mosley	10/0	XXX	XXX	XXX	XXX	XXX	XXX	XXX	XXX	XXX	XXX
6	Bryce Brand	10/10	START	START	START	START	START	START	START	START	START	START
6	Drew Gunther	0/0
7	Davon Ferguson	2/2	START	START
7	Owen Bainbridge	0/0
8	Trent Simms	10/6	XXX	XXX	XXX	START	START	XXX	START	START	START	START
8	Jhaylin Embry	5/0	XXX	...	XXX	XXX	XXX	XXX
9	Blaine Spires	10/6	START	START	XXX	START	XXX	START	START	START	START	XXX
9	Griffin Little	6/0	XXX	XXX	...	XXX	XXX	XXX	XXX
10	Levi Gazarek	10/8	START	START	START	XXX	START	XXX	START	START	START	START
10	Jordan Oladokun	10/3	XXX	XXX	XXX	XXX	XXX	XXX	XXX	START	START	START
11	CJ Lewis	10/7	START	START	XXX	START	START	START	START	XXX	XXX	START
11	Karl Brooks	10/10	START	START	START	START	START	START	START	START	START	START
12	Camden Orth	7/1	XXX	XXX	XXX	START	...	XXX	XXX	XXX
12	JB Brown	10/0	XXX	XXX	XXX	XXX	XXX	XXX	XXX	XXX	XXX	XXX
13	Nick Niehoff	0/0
13	Charles Rosser	10/0	XXX	XXX	XXX	XXX	XXX	XXX	XXX	XXX	XXX	XXX
14	Jake Rogers	7/0	...	XXX	...	XXX	...	XXX	XXX	XXX	XXX	XXX
14	Demetrius Hardamon	10/0	XXX	XXX	XXX	XXX	XXX	XXX	XXX	XXX	XXX	XXX
15	Avi McGary	10/0	XXX	XXX	XXX	XXX	XXX	XXX	XXX	XXX	XXX	XXX
16	Willie Jones	0/0
17	DJ Taylor	10/9	XXX	START	START	START	START	START	START	START	START	START
17	Tae'Shaun Johnson	2/0	...	XXX	XXX
18	Austin Osborne	1/0	XXX
18	Jalen Burton	10/7	START	START	START	START	START	START	START	XXX	XXX	XXX
19	Ta'ron Keith	9/6	XXX	START	START	START	XXX	XXX	START	START	START	...
19	Darius Lorfils	6/0	XXX	...	XXX	XXX	XXX	XXX	XXX
20	Jamal Johnson	7/3	START	START	START	XXX	XXX	XXX	XXX
20	Jalen Huskey	6/0	XXX	XXX	...	XXX	XXX	XXX	...	XXX
21	Marcus Sheppard	8/0	XXX	XXX	XXX	XXX	...	XXX	XXX	XXX	XXX	...
22	Joseph Sipp Jr.	10/1	XXX	XXX	XXX	START	XXX	XXX	XXX	XXX	XXX	XXX
23	Darren Anders	10/10	START	START	START	START	START	START	START	START	START	START
23	Ty Cook	2/0	...	XXX	XXX
24	Diego Neri	10/0	XXX	XXX	XXX	XXX	XXX	XXX	XXX	XXX	XXX	XXX
24	Braxton Todd	0/0
25	Canaan Williams	0/0
25	Jaylen Jennings	2/0	XXX	XXX
26	Davion Daniels	10/0	XXX	XXX	XXX	XXX	XXX	XXX	XXX	XXX	XXX	XXX
26	Trey Johnson	0/0
27	Nic Kilbride	1/0	...	XXX
28	Jaison Patterson	10/1	XXX	XXX	XXX	XXX	XXX	XXX	XXX	XXX	XXX	START
30	PaSean Wimberly	10/0	XXX	XXX	XXX	XXX	XXX	XXX	XXX	XXX	XXX	XXX
30	Cashius Howell	10/0	XXX	XXX	XXX	XXX	XXX	XXX	XXX	XXX	XXX	XXX
32	Patrick Day	10/1	XXX	XXX	START	XXX	XXX	XXX	XXX	XXX	XXX	XXX
33	Jordan Porter	10/0	XXX	XXX	XXX	XXX	XXX	XXX	XXX	XXX	XXX	XXX
34	Adrian Wilson	9/0	XXX	XXX	XXX	XXX	XXX	XXX	...	XXX	XXX	XXX
35	Owen Rozanc	0/0
35	Billie Roberts	10/0	XXX	XXX	XXX	XXX	XXX	XXX	XXX	XXX	XXX	XXX
36	Jordan Jackson	1/0	XXX
37	Victor Vazquez	0/0
38	Dierre Kelly	10/0	XXX	XXX	XXX	XXX	XXX	XXX	XXX	XXX	XXX	XXX
39	Markim McKinnie	0/0

##	Player	GP-GS	UCLA	EKU	Marsh	MSU	UA	UB	Miami	CMU	WVU	KentSt
40	Ethan Warner	0/0
41	Justin Schiets	0/0
42	Dominic Konopka	1/0	XXX
43	Jack Sauder	10/0	XXX	XXX	XXX	XXX	XXX	XXX	XXX	XXX	XXX	XXX
44	Harold Fannin Jr.	9/1	XXX	XXX	XXX	START	...	XXX	XXX	XXX	XXX	XXX
45	Rocco Hicks	7/0	XXX	XXX	XXX	XXX	XXX	XXX	XXX	...
46	James Miller	8/0	XXX	XXX	XXX	XXX	XXX	XXX	...	XXX	XXX	...
47	George Carlson	10/0	XXX	XXX	XXX	XXX	XXX	XXX	XXX	XXX	XXX	XXX
48	Myles Bradley	0/0
50	Alex Wollschlaeger	10/9	START	START	START	START	START	START	START	START	START	START
51	Cedric Dunbar II	9/4	XXX	START	START	START	XXX	START	XXX	XXX
51	Chris Williams	4/0	XXX	XXX	XXX	XXX
52	Jeremiah Banks-Wall	2/1	START	XXX
52	Kitone Tau	8/0	XXX	XXX	XXX	XXX	XXX	XXX	XXX	XXX
53	Tunde Fatukasi	6/2	START	START	XXX	...	XXX	XXX	XXX
54	Anthony Hawkins	10/9	START	START	START	START	XXX	START	START	START	START	START
54	Delonus Kabir	1/0	XXX
55	Jakari Robinson	7/6	XXX	START	START	START	START	START	START
56	Walter Haire	10/9	START	START	START	XXX	START	START	START	START	START	START
57	Alex Padgett	10/0	XXX	XXX	XXX	XXX	XXX	XXX	XXX	XXX	XXX	XXX
58	Leiris Manzi	0/0
60	Dontrez Brown	10/0	XXX	XXX	XXX	XXX	XXX	XXX	XXX	XXX	XXX	XXX
64	Bronson Warner	10/10	START	START	START	START	START	START	START	START	START	START
65	Jake Burns	0/0
72	Cade Zimmerly	2/2	START	START
76	Kameron Stewart	10/7	XXX	XXX	XXX	START	START	START	START	START	START	START
77	Jalen Grant	10/9	START	START	START	START	XXX	START	START	START	START	START
79	Darius Gaddy	0/0
80	Jaedyn McKinstry	3/0	XXX	XXX	XXX
81	Bryce Boyer	0/0
82	Zach Russell	0/0
83	Jalen Holly	0/0
85	Cavon Croom	10/5	XXX	XXX	XXX	START	START	START	XXX	XXX	START	START
86	Ian Drummond	0/0
87	Princeton Hoskins	0/0
88	Christian Sims	9/9	START	START	START	...	START	START	START	START	START	START
89	Andrew Bench	10/0	XXX	XXX	XXX	XXX	XXX	XXX	XXX	XXX	XXX	XXX
90	Davonte Miles	1/0	XXX
91	Nate Pabst	3/0	XXX	XXX	...	XXX
93	Mason Lawler	10/0	XXX	XXX	XXX	XXX	XXX	XXX	XXX	XXX	XXX	XXX
98	Alan Anaya	0/0
99	Ali Saad	6/0	XXX	XXX	...	XXX	XXX	XXX	XXX
99	Sami Sir	10/0	XXX	XXX	XXX	XXX	XXX	XXX	XXX	XXX	XXX	XXX

BOWLING GREEN DRIVE CHARTS

VS. UCLA

		Drive Started			Drive Ended			Consumed	
Team	Qtr	Spot	Time	Obtained	Spot	Time	How lost	PI - Yds	TOP
BGU	1st	BGU25	12:20	Kickoff	BGU28	10:47	Punt	3 - 12	01:33
BGU		BGU45	08:10	Interception	UCLA41	05:42	Punt	7 - 14	02:28
BGU		UCLA11	05:42	Punt	UCLA06	04:29	*FIELD GOAL	4 - 5	01:13
BGU		BGU27	01:14	Downs	UCLA00	13:43	*TOUCHDOWN	8 - 73	02:31
BGU	2nd	BGU25	08:28	Kickoff	BGU20	07:02	Punt	3 - 5	01:26
BGU		BGU25	04:04	Kickoff	BGU31	02:31	Punt	3 - 6	01:33
BGU		BGU25	02:18	Kickoff	BGU23	01:52	Punt	3 - 2	00:26
BGU		BGU18	00:32	Punt	BGU16	00:00	End of half	1 - 2	00:32
BGU	3rd	BGU25	15:00	Kickoff	BGU25	13:23	Punt	3 - 0	01:37
BGU		BGU25	11:03	Kickoff	BGU42	06:54	Fumble	8 - 17	04:09
BGU		BGU20	03:36	FieldGoalMissed	BGU08	02:39	Punt	3 - 12	00:57
BGU	4th	BGU25	14:54	Kickoff	UCLA38	11:20	Downs	10 - 37	03:34
BGU		BGU26	08:39	FieldGoalMissed	BGU33	07:05	Punt	3 - 7	01:34
BGU		BGU25	04:21	Kickoff	BGU26	02:42	Punt	3 - 1	01:39

VS. EASTERN KENTUCKY

		Drive Started			Drive Ended			Consumed		
Team	Qtr	Spot	Time	Obtained	Spot	Time	How lost	PI - Yds	TOP	
BGSU	1st	BGSU38	14:56	Kickoff	EKU26	10:59	*FIELD GOAL	9 - 36	03:57	
BGSU		BGSU32	08:54	Punt	EKU49	07:46	Punt	4 - 19	01:08	
BGSU		BGSU40	05:07	Interception	EKU00	01:43	*TOUCHDOWN	8 - 60	03:24	
BGSU	2nd	BGSU42	14:49	Punt	EKU14	11:29	Missed FG	10 - 44	03:20	
BGSU		BGSU25	07:52	Kickoff	EKU00	05:39	*TOUCHDOWN	6 - 75	02:13	
BGSU		BGSU25	02:12	Kickoff	BGSU00	01:41	Fumble	2 - 25	00:31	
BGSU		BGSU25	01:41	Kickoff	BGSU28	00:56	Punt	3 - 3	00:45	
BGSU		BGSU25	00:13	Kickoff	BGSU23	00:00	End of half	1 - 2	00:13	
BGSU	3rd	BGSU21	14:55	Kickoff	BGSU38	12:17	Punt	6 - 17	02:38	
BGSU		BGSU17	07:36	Punt	EKU00	05:49	*TOUCHDOWN	6 - 83	01:47	
BGSU		BGSU23	00:39	Punt	BGSU23	00:19	Punt	3 - 0	00:20	
BGSU	4th	BGSU47	12:09	Punt	EKU00	08:55	*TOUCHDOWN	7 - 53	03:14	
BGSU		EKU22	06:25	Punt	EKU00	03:39	*TOUCHDOWN	7 - 22	02:46	
BGSU		OT1	EKU25	00:00	Kickoff	EKU00	00:00	*TOUCHDOWN	10 - 25	00:00
BGSU		OT2	EKU25	00:00	Kickoff	EKU00	00:00	*TOUCHDOWN	5 - 25	00:00

VS. MARSHALL

		Drive Started			Drive Ended			Consumed		
Team	Qtr	Spot	Time	Obtained	Spot	Time	How lost	PI - Yds	TOP	
BGSU	1st	BGSU35	13:59	Kickoff	BGSU39	13:09	Punt	3 - 4	00:50	
BGSU		BGSU16	12:22	Kickoff	BGSU20	10:49	Punt	3 - 4	01:33	
BGSU		BGSU14	09:36	Punt	BGSU07	07:56	Punt	3 - 7	01:40	
BGSU		BGSU10	06:39	Punt	BGSU12	05:03	Punt	3 - 2	01:36	
BGSU		BGSU04	04:10	Fumble	BGSU06	03:12	Punt	3 - 2	00:58	
BGSU		BGSU19	01:11	Punt	MAR00	12:30	*TOUCHDOWN	11 - 81	03:41	
BGSU	2nd	BGSU25	09:25	Kickoff	MAR00	06:10	*TOUCHDOWN	6 - 75	03:15	
BGSU		BGSU41	04:24	Interception	MAR00	01:44	*TOUCHDOWN	7 - 59	02:40	
BGSU		BGSU38	00:11	Punt	BGSU37	00:00	End of half	1 - 1	00:11	
BGSU	3rd	BGSU25	15:00	Kickoff	BGSU34	12:55	Punt	3 - 9	02:05	
BGSU		BGSU25	10:00	Downs	BGSU28	07:16	Punt	4 - 4	02:44	
BGSU		BGSU20	04:02	Fumble	MAR00	13:09	*TOUCHDOWN	14 - 80	05:54	
BGSU	4th	BGSU07	09:42	Punt	BGSU13	08:00	Punt	3 - 6	01:42	
BGSU		BGSU25	05:43	Kickoff	BGSU34	03:54	Punt	4 - 9	01:49	
BGSU		BGSU01	01:04	Punt	BGSU11	00:00	End of half	4 - 10	01:04	
BGSU		OT1	MAR25	00:00	Kickoff	MAR00	00:00	*TOUCHDOWN	2 - 25	00:00

VS. MISSISSIPPI STATE

		Drive Started			Drive Ended			Consumed	
Team	Qtr	Spot	Time	Obtained	Spot	Time	How lost	PI - Yds	TOP
BGS	1st	BGS25	13:07	Kickoff	BGS30	12:07	Punt	3 - 5	01:00
BGS		BGS11	10:54	Kickoff	BGS20	09:01	Punt	3 - 9	01:53
BGS		BGS18	02:33	Kickoff	BGS23	01:51	Punt	3 - 5	01:02
BGS	2nd	BGS25	14:50	Punt	MSU00	08:55	*TOUCHDOWN	9 - 87	05:57
BGS		BGS25	05:18	Kickoff	BGS28	04:42	Punt	3 - 3	01:26
BGS		BGS25	02:49	Kickoff	MSU48	00:05	Interception	7 - 27	02:44
BGS	3rd	BGS25	15:00	Kickoff	BGS22	12:53	Punt	3 - 3	02:07
BGS		BGS25	11:10	Kickoff	BGS45	06:21	Punt	11 - 20	04:49
BGS		BGS28	04:35	Punt	MSU00	14:55	*TOUCHDOWN	6 - 67	04:40
BGS	4th	BGS25	11:37	Kickoff	BGS30	09:49	Punt	3 - 5	01:48
BGS		BGS20	06:23	Punt	BGS40	02:04	Punt	5 - 20	04:19
BGS		BGS19	00:40	Punt	BGS24	00:00	End of half	1 - 5	00:40

VS. AKRON

		Drive Started			Drive Ended			Consumed	
Team	Qtr	Spot	Time	Obtained	Spot	Time	How lost	PI - Yds	TOP
BG	1st	BG49	14:49	Kickoff	AKRON01	12:40	Downs	8 - 50	02:09
BG		AKRON39	07:53	Fumble	AKRON11	04:41	*FIELD GOAL	7 - 28	03:12
BG		BG28	02:59	Kickoff	AKRON39	14:53	Punt	6 - 33	03:06
BG	2nd	BG30	10:41	Punt	AKRON20	07:22	*TOUCHDOWN	7 - 80	03:19
BG		BG29	03:53	Kickoff	AKRON44	01:21	Punt	5 - 27	02:32
BG		AKRON03	01:21	Punt	AKRON00	01:15	*TOUCHDOWN	1 - 3	00:06
BG	3rd	BG30	12:50	Punt	AKRON45	10:05	Interception	6 - 35	02:45
BG		BG26	07:30	Kickoff	AKRON32	02:22	Downs	11 - 42	05:08
BG		BG12	00:13	Punt	AKRON00	12:12	*TOUCHDOWN	6 - 88	03:01
BG	4th	BG27	08:03	Kickoff	AKRON46	06:16	Punt	4 - 27	01:47
BG		AKRON42	01:33	Downs	AKRON35	00:00	End of half	5 - 7	01:33

VS. BUFFALO

		Drive Started			Drive Ended			Consumed	
Team	Qtr	Spot	Time	Obtained	Spot	Time	How lost	PI - Yds	TOP
BGSU	1st	BGSU25	11:23	Kickoff	BGSU44	09:52	Interception	6 - 19	01:31
BGSU		BGSU22	06:37	Kickoff	BGSU19	05:08	Punt	3 - 3	01:29
BGSU		BGSU43	04:36	Kickoff	BGSU18	03:53	Punt	3 - 5	00:43
BGSU		UB46	02:57	Fumble	UB16	00:48	Fumble	6 - 30	02:09
BGSU	2nd	BGSU01	09:45	Downs	BGSU34	05:27	Punt	6 - 18	04:19
BGSU		UB33	03:54	Punt	UB01	03:43	Fumble	1 - 32	00:11
BGSU		BGSU25	02:43	Kickoff	BGSU18	01:45	Punt	3 - 7	00:58
BGSU		BGSU01	00:14	Kickoff	UB46	00:00	End of half	3 - 23	00:14
BGSU	3rd	BGSU26	14:56	Kickoff	BGSU13	13:34	Punt	3 - 5	01:22
BGSU		BGSU19	11:58	Punt	UB03	08:33	Fumble	9 - 78	03:25
BGSU		BGSU25	08:33	Kickoff	UB00	05:57	*TOUCHDOWN	7 - 75	02:36
BGSU		BGSU19	02:20	Punt	UB24	13:23	Downs	13 - 57	03:57
BGSU	4th	BGSU20	09:45	Punt	BGSU25	07:52	Punt	4 - 12	01:53
BGSU		BGSU38	03:10	Punt	UB35	00:59	Downs	5 - 27	02:11

OPPONENT DRIVE CHARTS

UCLA

		Drive Started			Drive Ended			Consumed	
Team	Qtr	Spot	Time	Obtained	Spot	Time	How lost	PI - Yds	TOP
UCLA	1st	UCLA25	15:00	Kickoff	UCLA23	13:46	Punt	4 - 2	01:14
UCLA		UCLA25	13:46	Kickoff	BGU00	12:20	*TOUCHDOWN	3 - 75	01:26
UCLA		UCLA48	10:47	Punt	BGU32	08:10	Interception	7 - 20	02:37
UCLA		UCLA25	04:29	Kickoff	BGU27	01:14	Downs	10 - 48	03:15
UCLA	2nd	UCLA35	13:43	Kickoff	BGU06	08:28	*FIELD GOAL	10 - 59	05:15
UCLA		UCLA39	07:02	Punt	BGU00	04:04	*TOUCHDOWN	8 - 61	02:58
UCLA		UCLA48	02:31	Punt	BGU00	02:18	*TOUCHDOWN	1 - 52	00:13
UCLA		UCLA43	01:52	Punt	BGU46	00:32	Punt	7 - 21	01:20
UCLA	3rd	UCLA42	13:23	Punt	BGU00	11:03	*TOUCHDOWN	8 - 58	02:20
UCLA		BGU36	06:54	Fumble	BGU10	03:36	Missed FG	9 - 26	03:18
UCLA		BGU47	02:39	Punt	BGU00	14:54	*TOUCHDOWN	9 - 47	02:45
UCLA	4th	UCLA38	11:20	Downs	BGU26	08:39	Missed FG	7 - 36	02:41
UCLA		UCLA32	07:05	Punt	BGU00	04:21	*TOUCHDOWN	7 - 68	02:44
UCLA		UCLA39	02:42	Punt	BGU44	00:00	End of half	5 - 17	02:42

EASTERN KENTUCKY

		Drive Started			Drive Ended			Consumed	
Team	Qtr	Spot	Time	Obtained	Spot	Time	How lost	PI - Yds	TOP
EKU	1st	EKU25	10:59	Kickoff	EKU34	08:54	Punt	3 - 9	02:05
EKU		EKU20	07:46	Punt	EKU42	05:07	Interception	5 - 22	02:39
EKU		EKU25	01:43	Kickoff	EKU31	14:49	Punt	3 - 6	01:54
EKU	2nd	EKU20	11:29	FieldGoalMissed	BGSU00	07:52	*TOUCHDOWN	8 - 80	03:37
EKU		EKU23	05:32	Kickoff	BGSU07	02:12	*FIELD GOAL	9 - 70	03:20
EKU		BGSU44	00:56	Punt	BGSU00	00:13	*TOUCHDOWN	6 - 44	00:43
EKU	3rd	EKU18	12:17	Punt	BGSU00	07:44	*TOUCHDOWN	12 - 82	04:33
EKU		EKU25	05:49	Kickoff	EKU44	00:39	Punt	8 - 19	05:10
EKU		EKU38	00:19						

BOWLING GREEN DRIVE CHARTS

VS. MIAMI (OH)

Team	Qtr	Drive Started			Drive Ended			Consumed	
		Spot	Time	Obtained	Spot	Time	How lost	PI - Yds	TOP
BGSU	1st	BGSU24	10:46	Kickoff	BGSU32	07:17	Punt	8 - 8	03:29
BGSU		BGSU20	04:50	Punt	MIAMI13	14:26	Interception	13 - 67	05:24
BGSU	2nd	BGSU39	12:09	Punt	MIAMI00	07:13	*TOUCHDOWN	10 - 61	04:56
BGSU		BGSU09	02:38	Punt	BGSU01	01:27	Punt	3 - 8	01:11
BGSU		BGSU25	00:31	Kickoff	BGSU24	00:00	End of half	1 - -1	00:31
BGSU	3rd	BGSU14	13:14	Kickoff	BGSU43	09:46	Punt	7 - 29	03:28
BGSU		MIAMI48	08:20	Punt	MIAMI04	04:44	*FIELD GOAL	9 - 44	03:36
BGSU		MIAMI34	01:11	Fumble	MIAMI13	14:51	Missed FG	6 - 21	01:20
BGSU	4th	BGSU45	13:52	Punt	MIAMI00	11:31	*TOUCHDOWN	6 - 55	02:21
BGSU		BGSU10	07:10	Punt	BGSU34	03:23	Punt	6 - 24	03:47
BGSU		MIAMI34	02:38	Downs	MIAMI19	00:00	End of half	6 - 15	02:38

VS. CENTRAL MICHIGAN

Team	Qtr	Drive Started			Drive Ended			Consumed	
		Spot	Time	Obtained	Spot	Time	How lost	PI - Yds	TOP
BGS	1st	BGS25	15:00	Kickoff	CMU00	10:48	*TOUCHDOWN	8 - 75	04:12
BGS		BGS20	09:20	Punt	BGS14	07:20	Punt	3 - 6	02:00
BGS		BGS20	04:09	Kickoff	BGS49	01:12	Punt	4 - 29	02:57
BGS	2nd	CMU40	14:05	Punt	CMU20	10:27	*FIELD GOAL	7 - 20	03:38
BGS		BGS09	08:41	Punt	CMU48	04:06	Punt	9 - 43	04:35
BGS		CMU50	02:44	Punt	CMU00	00:22	*TOUCHDOWN	6 - 50	02:22
BGS	3rd	BGS30	13:46	Kickoff	BGS48	09:59	Punt	7 - 18	03:47
BGS		BGS23	04:48	Fumble	BGS31	00:15	Punt	6 - 8	04:33
BGS		CMU28	00:15	Punt	CMU02	12:53	*FIELD GOAL	6 - 26	02:22
BGS	4th	BGS45	06:09	Kickoff	CMU41	05:04	Punt	4 - 14	01:05
BGS		CMU36	02:40	Interception	CMU00	00:49	*TOUCHDOWN	4 - 36	01:51

VS. WESTERN MICHIGAN

Team	Qtr	Drive Started			Drive Ended			Consumed	
		Spot	Time	Obtained	Spot	Time	How lost	PI - Yds	TOP
BGSU	1st	BGSU20	12:59	Punt	BGSU49	09:33	Punt	6 - 29	03:26
BGSU		BGSU30	07:43	Punt	WMU41	04:26	Punt	6 - 29	03:17
BGSU		WMU38	02:17	Punt	WMU25	01:02	Fumble	3 - 13	01:15
BGSU		WMU25	00:45	Interception	WMU06	02:54	*FIELD GOAL	7 - 19	02:51
BGSU	2nd	BGSU48	11:34	Downs	WMU42	08:28	Fumble	6 - 10	03:06
BGSU		BGSU20	05:43	Punt	WMU10	01:45	*FIELD GOAL	10 - 70	03:58
BGSU	3rd	WMU17	14:46	Kickoff	WMU00	13:39	*TOUCHDOWN	3 - 17	01:07
BGSU		BGSU20	08:52	Fumble	BGSU20	07:19	Punt	3 - 0	01:33
BGSU		BGSU26	03:02	Kickoff	WMU00	14:18	Fumble	10 - 74	03:44
BGSU	4th	BGSU32	13:21	Punt	BGSU40	10:40	Punt	5 - 8	02:41
BGSU		BGSU32	05:21	Kickoff	BGSU38	04:01	Punt	3 - 6	01:20
BGSU		BGSU22	01:22	Downs	BGSU33	00:00	End of half	3 - 11	01:22

VS. KENT STATE

Team	Qtr	Drive Started			Drive Ended			Consumed	
		Spot	Time	Obtained	Spot	Time	How lost	PI - Yds	TOP
BGSU	1st	BGSU20	13:49	FieldGoalMissed	KSU48	11:11	Downs	6 - 32	02:38
BGSU		BGSU12	08:39	Downs	BGSU13	06:44	Punt	3 - 1	01:55
BGSU		BGSU25	05:51	Interception	KSU50	02:24	Downs	8 - 25	03:27
BGSU	2nd	BGSU23	14:56	Kickoff	KSU24	09:45	Downs	13 - 53	05:11
BGSU		BGSU25	04:43	Kickoff	BGSU44	03:05	Punt	4 - 19	01:38
BGSU		BGSU25	02:02	Kickoff	KSU34	00:00	Missed FG	9 - 41	02:02
BGSU	3rd	BGSU32	12:59	Downs	BGSU50	10:38	Downs	7 - 18	02:21
BGSU		BGSU32	08:39	Kickoff	KSU00	04:29	*TOUCHDOWN	9 - 68	04:10
BGSU		BGSU26	02:44	Downs	KSU47	14:24	Interception	7 - 27	03:20
BGSU	4th	BGSU41	13:12	Kickoff	BGSU38	11:14	Downs	4 - -3	01:58
BGSU		BGSU26	06:35	Kickoff	BGSU27	05:16	Interception	3 - 1	01:19
BGSU		BGSU25	05:16	Kickoff	KSU46	01:23	Downs	8 - 29	03:53

OPPONENT DRIVE CHARTS

MIAMI (OH)

Team	Qtr	Drive Started			Drive Ended			Consumed	
		Spot	Time	Obtained	Spot	Time	How lost	PI - Yds	TOP
MIAMI	1st	MIAMI22	14:55	Kickoff	BGSU24	10:53	*FIELD GOAL	9 - 54	04:02
MIAMI		MIAMI40	07:17	Punt	MIAMI43	04:50	Punt	3 - 3	02:27
MIAMI	2nd	MIAMI20	14:26	Interception	MIAMI28	12:09	Punt	3 - 8	02:17
MIAMI		MIAMI35	07:13	Kickoff	BGSU41	02:38	Punt	7 - 24	04:35
MIAMI		BGSU43	01:27	Punt	BGSU00	00:31	*TOUCHDOWN	4 - 43	00:56
MIAMI	3rd	BGSU28	14:52	Kickoff	BGSU21	13:21	*FIELD GOAL	4 - 7	01:31
MIAMI		MIAMI10	09:46	Punt	MIAMI10	08:20	Punt	3 - 0	01:26
MIAMI		MIAMI12	04:37	Kickoff	MIAMI34	01:11	Fumble	7 - 22	03:26
MIAMI	4th	MIAMI20	14:51	FieldGoalMissed	MIAMI21	13:52	Punt	3 - 1	00:59
MIAMI		BGSU25	11:31	Kickoff	BGSU42	07:10	Punt	6 - 33	04:21
MIAMI		MIAMI25	03:23	Punt	MIAMI34	02:38	Downs	4 - 9	00:45

CENTRAL MICHIGAN

Team	Qtr	Drive Started			Drive Ended			Consumed	
		Spot	Time	Obtained	Spot	Time	How lost	PI - Yds	TOP
CMU	1st	CMU41	10:34	Kickoff	CMU40	09:20	Punt	3 - -1	01:14
CMU		CMU45	07:20	Punt	BGS34	04:15	*FIELD GOAL	7 - 21	03:05
CMU		CMU07	01:12	Punt	CMU13	14:05	Punt	3 - 6	02:07
CMU	2nd	CMU25	10:27	Kickoff	BGS47	08:41	Punt	4 - 28	01:46
CMU		CMU08	04:06	Punt	CMU17	02:44	Punt	3 - 9	01:22
CMU		CMU25	00:22	Kickoff	CMU11	00:00	End of half	1 - 14	00:22
CMU	3rd	BGS35	14:53	Kickoff	BGS00	13:46	*TOUCHDOWN	3 - 35	01:07
CMU		CMU20	09:59	Punt	BGS16	04:48	Fumble	9 - 64	05:11
CMU	4th	CMU25	12:53	Kickoff	CMU45	09:49	Fumble	6 - 20	03:04
CMU		CMU25	09:49	Kickoff	BGS00	06:13	*TOUCHDOWN	10 - 75	03:36
CMU		CMU04	05:04	Punt	BGS38	02:40	Interception	6 - 58	02:24
CMU		CMU29	00:45	Kickoff	BGS40	00:00	End of half	5 - 31	00:45

WESTERN MICHIGAN

Team	Qtr	Drive Started			Drive Ended			Consumed	
		Spot	Time	Obtained	Spot	Time	How lost	PI - Yds	TOP
WMU	1st	WMU20	14:55	Kickoff	WMU36	12:59	Punt	4 - 16	01:56
WMU		WMU20	09:33	Punt	WMU29	07:43	Punt	3 - 9	01:50
WMU		WMU03	04:26	Punt	WMU11	02:17	Punt	3 - 8	02:09
WMU		WMU25	01:02	Fumble	WMU25	00:45	Interception	1 - 0	00:17
WMU	2nd	WMU43	12:47	Kickoff	BGSU48	11:34	Downs	4 - 9	01:13
WMU		WMU42	08:28	Fumble	WMU49	05:43	Punt	4 - 7	02:45
WMU		WMU29	01:39	Kickoff	BGSU49	00:00	End of half	6 - 22	01:39
WMU	3rd	WMU28	13:32	Kickoff	BGSU20	08:52	Fumble	9 - 52	04:40
WMU		WMU35	07:19	Punt	BGSU00	03:11	*TOUCHDOWN	9 - 65	04:08
WMU	4th	WMU20	14:18	Fumble	WMU26	13:21	Punt	3 - 6	00:57
WMU		WMU25	10:40	Punt	BGSU14	05:28	*FIELD GOAL	10 - 61	05:12
WMU		WMU10	04:01	Punt	BGSU22	01:22	Downs	8 - 68	02:39

KENT STATE

Team	Qtr	Drive Started			Drive Ended			Consumed	
		Spot	Time	Obtained	Spot	Time	How lost	PI - Yds	TOP
KSU	1st	BGSU24	14:57	Kickoff	BGSU20	13:49	Missed FG	4 - 4	01:08
KSU		KSU48	11:11	Downs	BGSU12	08:39	Downs	8 - 40	02:32
KSU		KSU50	06:44	Punt	BGSU24	05:51	Interception	4 - 26	00:53
KSU		KSU50	02:24	Downs	BGSU00	14:56	*TOUCHDOWN	8 - 50	02:28
KSU	2nd	KSU24	09:45	Downs	BGSU00	04:43	*TOUCHDOWN	12 - 76	05:02
KSU		KSU49	03:05	Punt	BGSU00	02:02	*TOUCHDOWN	3 - 51	01:03
KSU	3rd	KSU43	14:53	Kickoff	BGSU32	12:59	Downs	7 - 25	01:54
KSU		BGSU50	10:38	Downs	BGSU09	08:41	*FIELD GOAL	8 - 41	01:57
KSU		KSU30	04:22	Kickoff	BGSU26	02:44	Downs	7 - 44	01:38
KSU	4th	KSU50	14:24	Interception	BGSU00	13:17	*TOUCHDOWN	3 - 50	01:07
KSU		BGSU38	11:14	Downs	BGSU10	06:35	*FIELD GOAL	8 - 28	04:39
KSU		KSU46	01:23	Downs	BGSU44	00:00	End of half	2 - 10	01:23

**GAME 1 • UCLA 45, Bowling Green 17
Sept. 3 • Pasadena, Calif.**

Game Notes

- BGSU was playing at the Rose Bowl for the second time. The Falcons picked up a 42-27 win over Cal State Los Angeles on Nov. 26, 1967.
- The Falcons recorded the first blocked punt for a TD since 2014, when Herve Cobey returned one for 29 yards against VMI. BGSU blocked two punts in 2021.
- A host of Falcons made their collegiate debuts. That list included Joseph Sipp Jr., Jack Sauder, Harold Fannin Jr., George Carlson, Tunde Fatukasi, Jalen Huskey and Sami Sir.
- PaSean Wimberly recorded his first career blocked punt against the Bruins.
- Charles Rosser returned that blocked kick 11 yards for a touchdown, for the first points of his career.
- DJ Taylor had his first career interception midway through the first quarter.
- Harold Fannin Jr. made a 16-yard catch on his first collegiate play, late in the opening quarter.
- Cashius Howell had the first sack of his career as he combined with Walter Haire on a third-quarter sack.
- Odieu Hiliare extended his streak to 23 consecutive games with a reception when he caught a fourth-down pass from Matt McDonald early in the fourth quarter. It was the transfer's first catch as a Falcon. His 22-game streak entering the game was tied for the 14th-longest in the nation and the third-longest in the MAC.
- Joe Sipp Jr. and Davion Daniels tied for the team lead with 10 tackles each, a career-high total for both players.
- JB Brown had a career-high eight tackles, while DJ Taylor tied his career best with eight tackles as well.

Score by Quarters:

Bowling Green	10	7	0	0	—	17
UCLA	7	17	7	14	—	45

Scoring Summary:

- 1st 13:46 BGSU - #13 C.Rosser 11 yd blocked punt return (#93 M.Lawler kick), 01:14, 7-0
- 1st 12:20 UCLA - #1 D.Thompson-Robinson 68 yd rush (#2 N.Barr-Mira kick), 3-75, 01:26, 7-7
- 1st 04:29 BGSU - #93 M.Lawler 24 yd FG, 4-5, 01:13 10-7
- 2nd 13:43 BGSU - #88 C.Sims 22 yd pass from #3 M.McDonald (#93 M.Lawler kick), 8-73, 02:31, 17-7
- 2nd 08:28 UCLA - #2 N.Barr-Mira 24 yd FG, 10-59, 05:15 17-10
- 2nd 04:04 UCLA - #19 K.Allen 20 yd pass from #1 D.Thompson-Robinson (#2 N.Barr-Mira kick), 8-61, 02:58, 17-17
- 2nd 02:18 UCLA - #22 K.Jones 52 yd pass from #1 D.Thompson-Robinson (#2 N.Barr-Mira kick), 1-52, 00:13, 17-24
- 3rd 11:03 UCLA - #24 Z.Charbonnet 4 yd rush (#2 N.Barr-Mira kick), 8-58, 02:20, 17-31
- 4th 14:54 UCLA - #1 D.Thompson-Robinson 8 yd rush (#2 N.Barr-Mira kick), 9-47, 02:45, 17-38
- 4th 04:21 UCLA - #14 J.Norwood 50 yd pass from #4 E.Garbers (#2 N.Barr-Mira kick), 7-68, 02:44, 17-45

Attendance—27,143

	BG	UCLA		BG	UCLA
FIRST DOWNS	9	29	Punts (Number-Avg)	9-36.9	2-14.0
RUSHES-YARDS (NET)	25-37	45-269	Fumbles-Lost	2-1	2-1
PASSING YDS (NET)	125	357	Penalties-Yards	5-45	9-60
Passes Att-Comp-Int	36-17-0	47-35-1	Possession Time	25:12	34:48
TOTAL OFFENSE PLAYS-YARDS	61-162	92-626	Third-Down Conversions	2 of 16	10 of 19
Fumble Returns-Yards	0-0	1-16	Fourth-Down Conversions	2 of 3	2 of 3
Punt Returns-Yards	1-23	3-15	Red-Zone Scores-Chances	1-1	4-5
Kickoff Returns-Yards	0-0	0-0	Sacks By: Number-Yards	2-8	2-11
Interception Returns-Yards	1-24	0-0			

RUSHING: Bowling Green- Jamal Johnson 10-45, Nick Mosley 3-16, Jaison Patterson 4-7, Odieu Hiliare 2-4, Ta'ron Keith 1-0, PaSean Wimberly 1(-2), Matt McDonald 2(-11), TEAM 2(-22). **UCLA-** Zach Charbonnet 21-111, Dorian Thompson-Robinson 7-87, Keegan Jones 10-42, T.J. Harden 6-24, Atonio Mafi 0-7, TEAM 1(-2).

PASSING: Bowling Green- Matt McDonald 17-34-0-125, CJ Lewis 0-1-0-0, Camden Orth 0-1-0-0. **UCLA-** Dorian Thompson-Robinson 32-43-1-298, Ethan Garbers 3-4-0-59.

RECEIVING: Bowling Green- Christian Sims 4-33, CJ Lewis 3-33, Tyrone Broden 2-14, Harold Fannin Jr. 1-16, Nick Mosley 1-7, Andrew Bench 1-6, Jamal Johnson 1-6, Levi Gazarek 1-4, Odieu Hiliare 1-4, Griffin Little 1-4, Ta'ron Keith 1(-2). **UCLA-** Kazmeir Allen 10-85, Josiah Norwood 5-63, Zach Charbonnet 5-36, Michael Ezeike 5-32, Jake Bobo 3-38, Keegan Jones 2-56 Hudson Habermehl 2-25, Carsen Ryan 2-16, Titus Mokiao-Atimalala 1-6.

**GAME 2 • Eastern Ky. 59, Bowling Green 57 (7ot)
Sept. 10 • Bowling Green, Ohio**

Game Notes

- Bowling Green played its sixth all-time overtime game and first since losing to Buffalo in two overtimes in 2008 at Doyt Perry Stadium.
- The seven overtimes are a MAC record and tied for the second-longest game in FBS history.
- QB Matt McDonald tallied his first rushing touchdown of the season on a 31-yard run in the second quarter. It is the sixth rushing touchdown of his career.
- McDonald fished with 283 yards passing. It is the 10th time in his career he has thrown for 200+ yards in a game.
- McDonald threw for a career-high five touchdowns and set a career high with six total touchdowns.
- S Chris Bacon had a career-high 10 tackles.
- With a 1.0 sack, DL Karl Brooks passes Mitch Crossley for No. 6 all-time in BGSU history with 18.5 sacks.
- WR CJ Lewis tied his career high with two receiving touchdowns. He first accomplished the feat on Oct. 24, 2020 against Georgia Tech.
- WR Odie Hiliare finished the game with seven receptions, which extends his active streak to 24 games. He entered the day tied for the 16th-longest streak in the nation.

Score by Quarters:

Eastern Kentucky	0	24	7	7	7	6	2	2	0	2	2	—	59
Bowling Green	10	7	7	14	7	6	2	2	0	2	0	—	57

Scoring Summary:

- 1st 10:59 BGSU - #93 M.Lawler 45 yd FG, 9-36, 03:57 0-3
- 1st 01:43 BGSU - #11 C.Lewis 6 yd pass from #3 M.McDonald (#93 M.Lawler kick), 8-60, 03:24-10
- 2nd 07:52 ECU - #9 J.Higgins 6 yd pass from #18 P.McKinney (#46 P.Nations kick), 8-80, 03:37 7-10
- 2nd 05:39 BGSU - #3 M.McDonald 31 yd rush (#93 M.Lawler kick), 6-75, 02:13 7-17
- 2nd 02:12 ECU - #46 P.Nations 24 yd FG, 9-70, 03:20 10-17
- 2nd 01:41 ECU - #55 J.Bost 0 yd fumble return (#46 P.Nations kick), 00:31 17-17
- 2nd 00:13 ECU - #21 B.Sloan 15 yd rush (#46 P.Nations kick), 6-44, 00:43 24-17
- 3rd 07:44 ECU - #5 C.McCoy 2 yd pass from #18 P.McKinney (#46 P.Nations kick), 12-82, 04:33 31-17
- 3rd 05:49 BGSU - #11 C.Lewis 34 yd pass from #3 M.McDonald (#93 M.Lawler kick), 6-83, 01:47 31-24
- 4th 08:55 BGSU - #4T.Broden 20 yd pass from #3 M.McDonald (#93 M.Lawler kick), 7-53, 03:14 31-31
- 4th 03:39 BGSU - #28 J.Patterson 2 yd rush (#93 M.Lawler kick), 7-22, 02:46 31-38
- 4th 00:00 ECU - #9 J.Higgins 3 yd pass from #18 P.McKinney (#46 P.Nations kick), 14-75, 03:39 38-38
- OT1 00:00 BGSU - #19T.Keith 3 yd pass from #3 M.McDonald (#93 M.Lawler kick), 10-25 38-45
- OT1 00:00 ECU - #4 K.Magloire 3 yd rush (#46 P.Nations kick), 3-25 45-45
- OT2 00:00 ECU - #21 B.Sloan 4 yd rush (#13 D.Allen pass from #18 P.McKinney failed), 3-25 51-45
- OT2 00:00 BGSU - #1 O.Hiliare 7 yd pass from #3 M.McDonald (#4T.Broden pass from #3 M.McDonald failed), 5-25 51-51
- OT3 00:00 BGSU - #68 C.Sims pass from #3 M.McDonald 51-53
- OT3 00:00 ECU - #9 J.Higgins pass from #18 P.McKinney 53-53
- OT4 00:00 ECU - #9 J.Higgins pass from #18 P.McKinney 55-53
- OT4 00:00 BGSU - #1 O.Hiliare pass from #3 M.McDonald 55-55
- OT6 00:00 ECU - #21 B.Sloan rush 57-55
- OT6 00:00 BGSU - #1 O.Hiliare pass from #3 M.McDonald 57-57
- OT7 00:00 ECU - #21 B.Sloan pass from #18 P.McKinney 59-57

Attendance—17,376

	EKU	BG		EKU	BG
FIRST DOWNS	28	27	Punts (Number-Avg)	5-27.0	4-37.0
RUSHES-YARDS (NET)	37-118	45-148	Fumbles-Lost	1-1	2-1
PASSING YDS (NET)	324	283	Penalties-Yards	9-74	12-98
Passes Att-Comp-Int	47-33-1	40-23-0	Possession Time	33:31	26:29
TOTAL OFFENSE PLAYS-YARDS	84-442	85-431	Third-Down Conversions	11 of 17	10 of 20
Fumble Returns-Yards	0-0	0-0	Fourth-Down Conversions	0 of 0	2 of 2
Punt Returns-Yards	0-0	3-36	Red-Zone Scores-Chances	7-7	6-7
Kickoff Returns-Yards	2-35	2-29	Sacks By: Number-Yards	0-0	6-36
Interception Returns-Yards	0-0	1-0			

RUSHING: Eastern Kentucky- Braedon Sloan 9-56, Parker McKinney 15-36, Kyeandre Magloire 13-26. **Bowling Green-** Matt McDonald 5-64, Ta'ron Keith 13-61, Jaison Patterson 18-48, Odieu Hiliare 2-5, Christian Sims 1-2, Nick Mosley 4(-2), TEAM 2(-30).

PASSING: Eastern Kentucky- Parker McKinney 33-47-1-324. **Bowling Green-** Matt McDonald 23-40-0-283.

RECEIVING: Eastern Kentucky- Jaden Smith 7-102, Braedon Sloan 7-52, Dakota Allen 6-67, Jayden Higgins 5-28, Cornelius McCoy 4-30, Kyeandre Magloire 2-22, Mo Edwards Jr. 1-18, Jyrn Mitchell 1-5. **Bowling Green-** Odieu Hiliare 7-60, Ta'ron Keith 5-59, Christian Sims 4-46, CJ Lewis 3-60, Caven Croom 2-20, Tyrone Broden 1-20, Andrew Bench 1-18.

**GAME 3 • Bowling Green 34, Marshall 31 (ot)
Sept. 17 • Bowling Green, Ohio**

Game Notes

- Bowling Green is 22-8 all-time against Marshall, including 10-1 at Doyt Perry Stadium.
- Bowling Green is now 28-12 all-time against current members of the Sun Belt.
- Bowling Green won the toss for the third time this year and deferred for the third time.
- Bowling Green has forced a turnover in five-straight games.
- Bowling Green has forced at least two turnovers in four-straight games.
- RB Ta'ron Keith, who scored the game-winning touchdown in overtime, tallied a career eight receptions and a career-high 62 receiving yards.
- With 282 passing yards, QB Matt McDonald has thrown for 200+ yards for the second time this season and for the 11th time in his career.
- McDonald also threw for four touchdowns. It is the second-straight game he has thrown four at least four touchdowns. He connected for five last week vs. Eastern Kentucky.
- TE Harold Fanning Jr.'s first career rush in the fourth quarter resulted in his first career touchdown. The score was a one-yard scamper.
- DL Karl Brooks finished with 1.0 sacks, pushing him to 19.5 for his career. He is currently No. 6 all-time in BGSU history.
- ILB Brock Horne recorded his first sack of the season and second of his career in the first quarter. His last sack came in the 2021 Minnesota game.
- WR Odieu Hiliare tied his career high with two receiving touchdowns. He reached the plateau twice before while at Alabama A&M last season.
- WR Cavon Croom scored his first career touchdown in the second quarter to tie the game, 21-21. The 30-yard strike came on 4th and two.

Score by Quarters:

Marshall	14	7	0	7	3	—	31
Bowling Green	0	21	0	7	6	—	34

Scoring Summary:

- 1st 13:59 MAR - #7 C.Gammage 51 yd pass from #3 H.Colombi (#90 R.Verhoff kick), 4-75, 01:01 7-0
- 1st 12:28 MAR - #5 C.McMillan 78 yd pass from #3 H.Colombi (#90 R.Verhoff kick), 2-79, 00:41 14-0
- 2nd 12:30 BGSU - #1 O.Hiliare 25 yd pass from #3 M.McDonald (#93 M.Lawler kick), 11-81, 03:41 14-7
- 2nd 09:25 MAR - #8 K.Laborn 5 yd rush (#90 R.Verhoff kick), 9-69, 02:59 21-7
- 2nd 06:10 BGSU - #1 O.Hiliare 27 yd pass from #3 M.McDonald (#93 M.Lawler kick), 6-75, 03:15 21-14
- 2nd 01:44 BGSU - #85 C.Croom 30 yd pass from #3 M.McDonald (#93 M.Lawler kick), 7-59, 02:40 21-21
- 4th 13:08 BGSU - #44 H.Fanning Jr. 1 yd rush (#93 M.Lawler kick), 14-80, 05:54 21-28
- 4th 05:43 MAR - #8 K.Laborn 8 yd rush (#90 R.Verhoff kick), 6-53, 02:17 28-28
- OT1 00:00 MAR - #90 R.Verhoff 38 yd FG, 4-4 31-28
- OT1 00:00 BGSU - #19T.Keith 2 yd pass from #3 M.McDonald, 2-25 31-34

Attendance—21,158

	MU	BG		MU	BG
FIRST DOWNS	23	19	Punts (Number-Avg)	6-42.3	9-41.8
RUSHES-YARDS (NET)	37-191	27-77	Fumbles-Lost	2-2	0-0
PASSING YDS (NET)	356	300	Penalties-Yards	4-35	4-25
Passes Att-Comp-Int	38-26-1	47-29-0	Possession Time	28:12	31:48
TOTAL OFFENSE PLAYS-YARDS	75-547	74-377	Third-Down Conversions	7 of 15	7 of 18
Fumble Returns-Yards	0-0	0-0	Fourth-Down Conversions	0 of 1	2 of 2
Punt Returns-Yards	3-11	0-0	Red-Zone Scores-Chances	2-4	2-2
Kickoff Returns-Yards	4-77	1-16	Sacks By: Number-Yards	2-14	4-29
Interception Returns-Yards	0-0	1-1			

RUSHING: Marshall- Khalan Laborn 24-157, Cam Fancher 2-24, Ethan Payne 2-9, Henry Colombi 9-1. **Bowling Green-** PaSean Wimberly 5-35, Matt McDonald 8-24, Ta'ron Keith 3-15, Nick Mosley 1-6, Jaison Patterson 2-5, Harold Fanning Jr. 1-1, Cavon Croom 1(-1), Camden Orth 2(-2), TEAM 2 (-2), Odieu Hiliare 2(-4).
PASSING: Marshall- Henry Colombi 23-34-1-338, Cam Fancher 3-4-0-18. **Bowling Green-** Matt McDonald 27-45-0-282, CJ Lewis 1-1-0-15, Camden Orth 1-1-0-3.
RECEIVING: Marshall- Corey Gammage 7-100, Devin Miller 5-29, Shadeed Ahmed 3-36, Khalan Laborn 3-29, Caleb McMillan 2-92, Ethan Payne 2-22, Charles Montgomery 2-7, Talik Keaton 1-38, Jayden Harrison 1-3.
Bowling Green- Ta'ron Keith 8-62, Christian Sims 5-25, Odieu Hiliare 4-79, Cavon Croom 4-50, CJ Lewis 4-45, Tyrone Broden 2-34, Nick Mosley 1-7, Jaison Patterson 1(-2).

**GAME 4 • Mississippi State 45, Bowling Green 14
Sept. 24 • Starkville, Miss.**

Game Notes

- Head coach Scot Loeffler did not travel with the team as he took care of a personal health matter.
- Bowling Green won the toss for the fourth-straight game this season.
- Bowling Green's 97-yrd touchdown drive in the second quarter was its longest of the season.
- sfer waiver from the NCAA.
- With two receptions, WR Odieu Hiliare extended his active streak with a reception to 26 games.
- WR Tyrone Broden secured his second receiving touchdown of the season on a 25-yard scoring streak in the second quarter. It was Broden's seventh career receiving touchdown.
- TE Harold Fanning Jr. finished with a career-high five receptions. His 49 receiving yards were also a career high.
- Fanning recorded his first career receiving touchdown in the fourth quarter on a 5-yard pass by Camden Orth.
- P Sami Sir had a career-high 52-yard punt in the first quarter.
- With two receptions, RB Ta'ron Keith extended his active streak with a reception to 16 games.
- With two receptions, WR Tyrone Broden extended his active streak with a reception to four games.
- With two receptions, WR CJ Lewis extended his active streak with a reception to four games.

Score by Quarters:

Bowling Green	0	7	0	7	—	14
Mississippi State	17	14	7	7	—	45

Scoring Summary:

- 1st 13:07 MSU - #4 C.Ducking 22 yd pass from #2 W.Rogers (#89 B.Raybon kick), 6-72, 01:53 0-7
- 1st 11:01 MSU - #22 S.Price 32 yd pass from #2 W.Rogers (#89 B.Raybon kick), 3-56, 01:06 0-14
- 1st 02:59 MSU - #89 B.Raybon 53 yd FG, 12-37, 06:02 0-17
- 2nd 08:55 BGS - #OT.Broden 25 yd pass from #12 C.Orth (#93 M.Lawler kick), 9-97, 05:57 7-17
- 2nd 06:18 MSU - #4 C.Ducking 26 yd pass from #2 W.Rogers (#89 B.Raybon kick), 5-54, 02:30 7-24
- 2nd 02:49 MSU - #6 J.Calvin 2 yd pass from #2 W.Rogers (#89 B.Raybon kick), 5-55, 01:53 7-31
- 3rd 11:10 MSU - #5 L.Griffin 9 yd pass from #2 W.Rogers (#89 B.Raybon kick), 5-65, 01:43 7-38
- 4th 14:55 BGS - #44 H.Fanning Jr. 5 yd pass from #12 C.Orth (#93 M.Lawler kick), 11-67, 04:40 14-38
- 4th 11:37 MSU - #11 J.Walley 8 yd pass from #2 W.Rogers (#89 B.Raybon kick), 8-72, 03:10 14-45

Attendance—48,376

	BG	MSU		BG	MSU
FIRST DOWNS	13	25	Punts (Number-Avg)	8-37.8	4-44.8
RUSHES-YARDS (NET)	29-78	11-45	Fumbles-Lost	2-0	2-0
PASSING YDS (NET)	172	420	Penalties-Yards	5-40	3-30
Passes Att-Comp-Int	28-17-1	54-42-0	Possession Time	32:48	27:12
TOTAL OFFENSE PLAYS-YARDS	57-250	65-465	Third-Down Conversions	3 of 12	4 of 11
Fumble Returns-Yards	0-0	0-0	Fourth-Down Conversions	0 of 0	3 of 3
Punt Returns-Yards	2-8	2-7	Red-Zone Scores-Chances	1-1	3-3
Kickoff Returns-Yards	2-36	3-91	Sacks By: Number-Yards	2-17	2-13
Interception Returns-Yards	0-0	1-20			

RUSHING: Bowling Green- Jaylen Jennings 6-28, Jaison Patterson 7-23, Nick Mosley 5-20, Ta'ron Keith 3-5, PaSean Wimberly 3-4, Camden Orth 5(-2). **Mississippi State-** Dillon Johnson 4-57, J.J. Jernighan 1-6, Simeon Price 3-3, Sawyer Robertson 1(-8), Will Rogers 2(-13).
PASSING: Bowling Green- Camden Orth 17-28-1-172.
Mississippi State- Will Rogers 39-50-0-409, Sawyer Robertson 3-4-0-11.
RECEIVING: Bowling Green- Harold Fanning Jr. 5-49, Tyrone Broden 2-30, Odieu Hiliare 2-21, CJ Lewis 2-11, Ta'ron Keith 2-6, Andrew Bench 1-31, Griffin Little 1-13, Cavon Croom 1-7, Jaison Patterson 1-4.
Mississippi State- Caleb Ducking 7-96, Lideatrick Griffin 6-57, Rufus Harvey 5-51, Dillon Johnson 4-21, Jamire Calvin 4-17, Simeon Price 3-49, Jaden Walley 3-39, Scoobie Ford 3-20, Justin Robinson 2-20, Austin Williams 2-19, Antonio Harmon 1-15, Rara Thomas 1-14, J.J. Jernighan 1-2.

**GAME 5 • Bowling Green 38, Akron 21
Oct. 1 • Akron, Ohio**

Game Notes

- BGSU won its first MAC opener since 2015.
- BGSU won the turnover battle (3-1) for the fourth time this season.
- Bowling Green is 5-1 all-time against Akron at InfoCision Stadium.
- BGSU had a "pick-6" for the first time this season and for the first time since Darren Anders against South Alabama (Sept. 11, 2021).
- BGSU generated 17 points off turnovers in the first half.
- BGSU's 24 points in the first half tied for the most at the intermission this season. They also had 24 at UCLA.
- CB Jalen Burton recorded his first career interception and returned it 29 yards for a touchdown in the first quarter.
- QB Matt McDonald has thrown for 2+ touchdowns in three-straight games he has played.
- McDonald's streak of 241 passes without an interception (dating back to 2021) was snapped on a dropped pass by CJ Lewis that was caught by Akron for the INT.
- McDonald finished with 247 passing yards, giving him three games this season and 12 for his career with 200+ yards passing.
- DL Karl Brooks finished with a 2.5 sack, which puts him at 22 for his career passing No. 5 Brandon Hicks (1998-01) in BGSU history and tying Devon Parks (2003-06).

Score by Quarters:

Bowling Green	10	14	0	7	—	31
Akron	7	7	7	7	—	28

Scoring Summary:

- 1st 04:41 BG - #93 M.Lawler 29 yd FG, 7-28, 03:12 3-0
- 1st 03:29 BG - #18 J.Burton 29 yd interception return (#93 M.Lawler kick), 01:12 10-0
- 1st 03:08 AKRON - #20 C.Price III 3 yd rush (#44 N.Perez kick), 1-3, 00:05 10-7
- 2nd 07:22 BG - #89 A.Bench 3 yd pass from #3 M.McDonald (#93 M.Lawler kick), 7-80, 03:19 17-7
- 2nd 03:58 AKRON - #20 C.Price III 13 yd pass from #0 D.Irons (#44 N.Perez kick), 9-75, 03:24 17-14
- 2nd 01:15 BG - #88 C.Sims 3 yd pass from #3 M.McDonald (#93 M.Lawler kick), 1-3, 00:06 24-14
- 3rd 07:37 AKRON - #7 A.Adams 36 yd pass from #0 D.Irons (#44 N.Perez kick), 6-67, 02:28 24-21
- 4th 12:12 BG - #1 O.Hiliare 18 yd pass from #3 M.McDonald (#93 M.Lawler kick), 6-88, 03:01 31-21
- 4th 08:11 AKRON - #7 A.Adams 41 yd pass from #0 D.Irons (#44 N.Perez kick), 9-75, 04:01 31-28

Attendance—8,093

	BG	Akron		BG	Akron
FIRST DOWNS	21	24	Punts (Number-Avg)	3-38.7	3-49.7
RUSHES-YARDS (NET)	36-175	42-184	Fumbles-Lost	0-0	2-2
PASSING YDS (NET)	247	224	Penalties-Yards	8-60	8-68
Passes Att-Comp-Int	29-18-1	34-20-1	Possession Time	29:18	30:42
TOTAL OFFENSE PLAYS-YARDS	65-422	76-408	Third-Down Conversions	7 of 13	11 of 17
Fumble Returns-Yards	0-0	0-0	Fourth-Down Conversions	0 of 2	0 of 2
Punt Returns-Yards	1-9	1-0	Red-Zone Scores-Chances	4-5	2-2
Kickoff Returns-Yards	5-125	4-141	Sacks By: Number-Yards	6-24	1-11
Interception Returns-Yards	1-29	1-0			

RUSHING: Bowling Green- Jamal Johnson 14-73, Jaison Patterson 11-66, Jhaylin Embry 2-28, Matt McDonald 5-12, PaSean Wimberly 1-1, Ta'ron Keith 1(-2), TEAM 2(-3). **Akron-**DJ Irons 23-105, Clyde Price III 17-71, Cam Wiley 2-8.

PASSING: Bowling Green- Matt McDonald 18-29-1-247. **Akron-**DJ Irons 20-33-1-224.

RECEIVING: Bowling Green- Odieu Hiliare 4-95, Tyrone Broden 3-61, Christian Sims 3-12, CJ Lewis 2-31, Jhaylin Embry 1-35, Jamal Johnson 1-7, Andrew Bench 1-3, Ta'ron Keith 1-3, Caven Croom 1-2, Matt McDonald 1(-2). **Akron-**Shocky Jacques-Louis 5-60, Alex Adams 4-96, Clyde Price III 4-26, Daniel George 4-25, TJ Banks 2-19, Cam Wiley 1(-2).

**GAME 6 • Buffalo 38, Bowling Green 7
Oct. 8 • Bowling Green, Ohio**

Game Notes

- Bowling Green won the toss for the fifth time this season. All five times BGSU deferred to the second half.
- Bowling Green is 12-8 all-time against Buffalo.
- It was Josh Harris Bobblehead Day
- CB Jordan Oladokun recovered his first career fumble and returned in 20 yards in the first quarter.
- QB Matt McDonald finished with 281 passing yards. He now has thrown for 200+ yards in four games this season and for 13 times in his career.
- DL Anthony Hawkins netted his first sack of the season. BGSU now has 12-different players with 1.0+ sacks, which is tops in the nation.
- With three receptions, WR Odieu Hiliare extends his streak of active games with a reception to 28-straight games. He entered the weekend tied for the 16th-best active streak in the nation.
- With three receptions, RB Ta'ron Keith extends his streak of active games with a reception to 18-straight games.
- With four receptions, TE Christian Sims extends his streak of active games with a reception to seven-straight games.
- With two receptions, WR Tyrone Broden extends his streak of active games with a reception to six games.
- With four receptions, WR CJ Lewis extends his streak of active games with a reception to six games.
- Lewis finished with a career-high 82 receiving yards.
- Sami Sir had a career-high 61-yard punt in the fourth quarter.

Score by Quarters:

Buffalo	17	14	7	0	—	38
Bowling Green	0	0	7	0	—	7

Scoring Summary:

- 1st 11:23 UB - #2 R.Cook 2 yd rush (#16 A.McNulty kick), 8-75, 03:36 7-0
- 1st 06:43 UB - #16 A.McNulty 26 yd FG, 7-32, 03:09 10-0
- 1st 04:42 UB - #2 R.Cook 1 yd rush (#16 A.McNulty kick), 2-48, 00:26 17-0
- 2nd 02:43 UB - #41 M.Washington 92 yd rush (#16 A.McNulty kick), 3-99, 01:00 24-0
- 2nd 00:14 UB - #41 M.Washington 1 yd rush (#16 A.McNulty kick), 9-54, 01:31 31-0
- 3rd 08:33 UB - #8 J.Patterson 97 yd fumble return (#16 A.McNulty kick), 03:25 38-0
- 3rd 05:57 BGSU - #19 T.Keith 11 yd pass from #3 M.McDonald (#93 M.Lawler kick), 7-75, 02:36 38-7

Attendance—8,724

	BUF	BG		BUF	BG
FIRST DOWNS	19	20	Punts (Number-Avg)	5-43.8	6-40.2
RUSHES-YARDS (NET)	52-280	29-99	Fumbles-Lost	3-1	4-3
PASSING YDS (NET)	186	281	Penalties-Yards	9-97	12-117
Passes Att-Comp-Int	20-13-0	43-21-1	Possession Time	32:47	27:13
TOTAL OFFENSE PLAYS-YARDS	72-466	72-380	Third-Down Conversions	5 of 14	3 of 14
Fumble Returns-Yards	2-106	1-20	Fourth-Down Conversions	1 of 2	0 of 3
Punt Returns-Yards	1-10	3-52	Red-Zone Scores-Chances	4-5	1-3
Kickoff Returns-Yards	1-3	3-59	Sacks By: Number-Yards	4-25	2-12
Interception Returns-Yards	1-20	0-0			

RUSHING: Buffalo- Mike Washington 16-155, Ron Cook 17-89, Al-Jay Henderson 7-24, Cole Snyder 8-20, Robbie Mangas 1-5, TEAM 3(-13).

Bowling Green-Jaison Patterson 3-42, Jamal Johnson 9-36, Nick Mosley 3-18, Matt McDonald 11-14, Ta'ron Keith 1-4, Camden Orth 1(-6) Mason Lawler 1(-9).

PASSING: Buffalo- Cole Snyder 12-19-0-171, Quian Williams 1-1-0-15

Bowling Green-Matt McDonald 21-42-1-281, Camden Orth 0-1-0-0

RECEIVING: Buffalo- Justin Marshall 3-43, Jamari Gassett 2-49, Ron Cook 2-18, Quian Williams 1-33, Boobie Curry 1-20, Cole Snyder 1-15, Cole Harity 1-6, Al-Jay Henderson 1-2, Mike Washington 1-0.

Bowling Green-CJ Lewis 4-82, Christian Sims 4-53, Ta'ron Keith 3-32, Caven Croom 3-26, Odieu Hiliare 3-10, Tyrone Broden 2-39, Andrew Bench 2-38.

**GAME 7 • Bowling Green 17, Miami (OH) 13
Oct. 15 • Bowling Green, Ohio**

Game Notes

- Bowling Green rushed for 176 yards against Miami (OH), which is the most they have given up to date in 2022. The RedHawks entered the game No. 9 in the nation in rush defense, allowing 88.8 rushing yards per game.
- BGSU held Miami (OH) under 200 yards of total offense, which is the third time the Falcons have done that to an opponent under Scot Loeffler. It was the first time since the 2019 Akron game. Bowling Green under Loeffler is 3-0 in those games.
- Bowling Green allowed Miami (OH) to just 10 first downs. BGSU is 4-0 under Scot Loeffler when the opponent has 10 or fewer first downs.
- BGSU held Miami (OH) to 189 yards of total offense. It is just the 10th time since 2000 (second time this season, vs. Cincinnati) that the RedHawks were held under 190 yards of total offense.
- Bowling Green had four sacks, which is the fourth time this season they have notched at least four sacks.
- The win over Miami (OH) snapped a three-game losing streak to the RedHawks and was the first over MU at Doyt Perry Stadium since a 37-12 win in 2012.
- TE Harold Fannin Jr. rushed for his second career rushing touchdown in the first half. It went for one yard. He later had a career-long 24-yard rush.

Score by Quarters:

Miami (OH)	3	7	3	0	—	13
Bowling Green	0	7	3	7	—	17

Scoring Summary:

- 1st 10:53 MIAMI - #98 G.Nicholson 41 yd FG, 9-54, 04:02 3-0
- 2nd 07:13 BGSU - #44 H.Fannin Jr. 1 yd rush (#93 M.Lawler kick), 10-61, 04:56 3-7
- 2nd 00:31 MIAMI - #13 M.Marshall 19 yd pass from #2 A.Smith (#98 G.Nicholson kick), 4-43, 00:56 10-7
- 3rd 13:21 MIAMI - #98 G.Nicholson 39 yd FG, 4-7, 01:31 13-7
- 3rd 04:44 BGSU - #93 M.Lawler 22 yd FG, 9-44, 03:36 13-10
- 4th 11:31 BGSU - #19 T.Keith 19 yd rush (#93 M.Lawler kick), 6-55, 02:21 13-17

Attendance—7,841

	MU	BG		MU	BG
FIRST DOWNS	10	21	Punts (Number-Avg)	6-36.2	4-39.5
RUSHES-YARDS (NET)	34-98	44-176	Fumbles-Lost	1-1	2-1
PASSING YDS (NET)	91	149	Penalties-Yards	6-60	8-85
Passes Att-Comp-Int	17-9-0	29-16-1	Possession Time	26:57	33:03
TOTAL OFFENSE PLAYS-YARDS	51-189	73-325	Third-Down Conversions	6 of 15	6 of 15
Fumble Returns-Yards	0-0	0-0	Fourth-Down Conversions	0 of 1	2 of 2
Punt Returns-Yards	0-0	1-11	Red-Zone Scores-Chances	1-1	3-6
Kickoff Returns-Yards	2-16	3-58	Sacks By: Number-Yards	4-19	4-23
Interception Returns-Yards	1-0	0-0			

RUSHING: Miami (OH)- Aveon Smith 14-55, Tyre Shelton 6-22, Kenny Tracy 3-10, Keyon Mozee 4-7, Kevin Davis 7-4.

Bowling Green-Jaison Patterson 18-94, Jamal Johnson 6-31, Harold Fannin Jr. 2-25, Ta'ron Keith 4-21, Camden Orth 1-4, Cavon Croom 1-3, Matt McDonald 9-1, TEAM 3(-3).

PASSING: Miami (OH)- Aveon Smith 9-17-0-91. **Bowling Green**-Matt McDonald 16-29-1-149.

RECEIVING: Miami (OH)- Jalen Walker 3-45, Mac Hippenhammer 2-14, Jack Coldiron 2-12, Miles Marshall 1-19, Kevin Davis 1-1.

Bowling Green-Tyrone Broden 3-42, CJ Lewis 3-28, Christian Sims 3-20, Harold Fannin Jr. 2-25, Odieu Hiliare 2-17, Ta'ron Keith 2-10, Cavon Croom 1-7.

**GAME 8 • Bowling Green 34, Central Michigan 18
Oct. 22 • Mount Pleasant, Mich.**

Game Notes

- Bowling Green held Central Michigan to 34 yards of total offense in the first half.
- The Falcons managed 241 yards of total offense in the first half.
- Bowling Green returned a fumble for a touchdown. It was the first time the Falcons have done that since Oct. 19, 2019, against Central Michigan. Caleb Biggers returned a fumble 100 yards for a touchdown.
- Bowling Green was +4 in turnover margin. It was just the seventh time since 2000, and first since 2017 at Kent State, where BGSU had four or more takeaways without turning the ball over.
- Bowling Green had six sacks on the afternoon. It is the second time this season and the 12th time since 2000 that the Falcons had at least six sacks in a game.
- DL Karl Brooks finished with 3.0 sack, breaking a tie with Devon Parks (2003-06, 22.0) for No. 4 all-time at BGSU in career sacks. With 25.0 career sacks, Brooks is one away from tying Diyral Briggs (2005-08) for No. 3 all-time on BGSU's career ledger.
- It was only the fifth time since 2000 that a BGSU player had 3.0+ sacks in a game and the first time since 2011 when Chris Jones did so against
- With 253 passing yards, QB Matt McDonald recorded his fifth game this year with 200+ passing yards and the 14th of his career.
- With his two passing touchdowns, McDonald is tied for No. 18 all-time at BGSU in single-season touchdown passes (16). He shares the spot with Brian McClure (1983) and James Morgan (2016).
- McDonald's 253 passing yards pushes him over 5,000 career passing yards. He passed the plateau on his 31-yard passing touchdown to Tyrone Broden with 49 seconds left.
- DL Walter Haire had his first career interception in the fourth quarter. He returned it 26 yards.

Score by Quarters:

Bowling Green	7	10	0	17	—	34
Central Michigan	3	0	7	8	—	18

Scoring Summary:

- 1st 10:48 BGS - #44 H.Fannin Jr. 1 yd rush (#93 M.Lawler kick), 8-75, 04:12 7-0
- 1st 04:15 CMU - #64 M.Meeder 52 yd FG, 7-21, 03:05 7-3
- 2nd 10:27 BGS - #93 M.Lawler 38 yd FG, 7-20, 03:38 10-3
- 2nd 00:22 BGS - #0T.Broden 11 yd pass from #3 M.McDonald (#93 M.Lawler kick), 6-50, 02:22 17-3
- 3rd 13:46 CMU - #23 J.Tafelski 3 yd rush (#64 M.Meeder kick), 3-35, 01:07 17-10
- 4th 12:53 BGS - #93 M.Lawler 19 yd FG, 6-26, 02:22 20-10
- 4th 09:49 BGS - #14 D.Hardamon 45 yd fumble return (#93 M.Lawler kick), 03:04 27-10
- 4th 06:13 CMU - #83 J.Wilson 8 yd pass from #16 J.Bauer (#2 C.Carriere pass from #16 J.Bauer), 10-75, 03:36 27-18
- 4th 00:49 BGS - #0T.Broden 31 yd pass from #3 M.McDonald (#93 M.Lawler kick), 4-36, 01:51 34-18

Attendance—14,676

	BG	CMU		BG	CMU
FIRST DOWNS	16	17	Punts (Number-Avg)	6-42.2	4-41.2
RUSHES-YARDS (NET)	41-116	29-102	Fumbles-Lost	0-0	3-3
PASSING YDS (NET)	253	204	Penalties-Yards	17-146	6-44
Passes Att-Comp-Int	20-18-0	30-21-1	Possession Time	33:32	26:28
TOTAL OFFENSE PLAYS-YARDS	62-369	59-306	Third-Down Conversions	3 of 13	4 of 12
Fumble Returns-Yards	2-52	0-0	Fourth-Down Conversions	2 of 2	1 of 2
Punt Returns-Yards	1-27	1-0	Red-Zone Scores-Chances	4-4	2-3
Kickoff Returns-Yards	1-20	4-141	Sacks By: Number-Yards	6-50	6-49
Interception Returns-Yards	1-26	1-0			

RUSHING: Bowling Green- Jaison Patterson 18-101, Ta'ron Keith 5-30, Jamal Johnson 5-18, Cavon Croom 1-6, Harold Fannin Jr. 2-4, Matt McDonald 10(-43). **Central Michigan**-Jase Bauer 16-109, Marion Lukes 7-16, Jake Tafelski 3-4, Daniel Richardson 3(-27).

PASSING: Bowling Green- Matt McDonald 18-20-0-253.

Central Michigan-Jase Bauer 18-25-1-185, Daniel Richardson 3-5-0-19.

RECEIVING: Bowling Green- Odieu Hiliare 4-105, Tyrone Broden 3-53, Christian Sims 3-24, Ta'ron Keith 2-28, Harold Fannin Jr. 2-16, CJ Lewis 1-19, Cavon Croom 1-6, Andrew Bench 1-3, Jamal Johnson 1(-1).

Central Michigan-Joel Wilson 8-75, Jake Tafelski 4-37, Carlos Carriere 3-54, Irone Jackson 2-16, Jalen McGaughy 1-10, Langston Lewis 1-7, Finn Hogan 1-3, De'Javion Stepney 1-2.

**GAME 9 • Bowling Green 13, Western Michigan 9
Nov. 2 • Bowling Green, Ohio**

Game Notes

- Bowling Green is 33-20-3 all-time against Western Michigan.
- BGSU is 2-0 against WMU when the game is played as a mid-week MACTION game.
- BGSU's fifth win of the season gives them the most since the Falcons won the MAC in 2015 with a 10-4 record.
- BGSU's fourth win in league play give the Falcons the most since going 7-1 during 2015.
- Bowling Green won the toss for the seventh time this season and deferred for the seventh time this season.
- BGSU held Western Michigan to 91 yards of total offense in the first half.
- TE Harold Fanning Jr. scored his fourth rushing touchdown of the season in the third quarter. The score went for eight yards. He currently leads BGSU with four rushing touchdowns.
- RB Ta'ron Keith returned the second half opening kick for a career-high 83 yards. It set up BGSU's first touchdown on the game.
- With 15 receiving yards, WR Tyrone Broden became the 40th Falcon in program history to reach 1,000-career receiving yards. He is the first Falcon to surpass the plateau since current Buffalo Bill Quintin Morris joined the club in 2019.
- S Chris Bacon snatched his first interception of the season and fourth of his career. His first career BGSU interception was returned 39 yards.
- With nine receptions, WR Odieu Hiliare has a reception in 31-straight games. He entered the game tied for the 16th-best active streak in the nation.

Score by Quarters:

Western Michigan	0	0	6	3	—	9
Bowling Green	0	6	7	0	—	13

Scoring Summary:

- 2nd 12:54 BGSU - #93 M.Lawler 24 yd FG, 7-19, 02:51
- 2nd 01:45 BGSU - #93 M.Lawler 28 yd FG, 10-70, 03:58
- 3rd 13:39 BGSU - #44 H.Fannin Jr. 8 yd rush (#93 M.Lawler kick), 3-17, 01:07
- 3rd 03:11 WMU - #4 C.Crooms 39 yd pass from #2T.Bourguet (#39 N.Mihalic rush failed), 9-65, 04:08
- 4th 05:28 WMU - #37 P.Domschke 31 yd FG, 10-61, 05:12

Attendance—7,589

	WMU	BG		WMU	BG
FIRST DOWNS	15	16	Punts (Number-Avg)	5-43.4	5-46.4
RUSHES-YARDS (NET)	36-127	32-130	Fumbles-Lost	2-1	3-3
PASSING YDS (NET)	191	161	Penalties-Yards	4-40	5-50
Passes Att-Comp-Int	27-16-1	31-23-0	Possession Time	29:50	30:10
TOTAL OFFENSE PLAYS-YARDS	63-318	63-291	Third-Down Conversions	5 of 15	4 of 14
Fumble Returns-Yards	0-0	0-0	Fourth-Down Conversions	1 of 3	1 of 1
Punt Returns-Yards	1-11	1-12	Red-Zone Scores-Chances	1-2	3-4
Kickoff Returns-Yards	3-169	4-228	Sacks By: Number-Yards	4-17	1-6
Interception Returns-Yards	0-0	1-39			

RUSHING: Western Michigan- Sean Tyler 26-93, Treyson Bourguet 7-29, Zahir Abdus-Salaam 2-5, Mareyohn Hrabowski 1-0.

Bowling Green- Jaison Patterson 10-56, Ta'ron Keith 10-53, Jamal Johnson 3-18, Harold Fannin Jr. 1-8, Christian Sims 1-5, CJ Lewis 1(-1) TEAM 1(-2), Matt McDonald 5(-7).

PASSING: Western Michigan- Treyson Bourguet 16-27-1-191. **Bowling Green-** Matt McDonald 23-31-0-161, CJ Lewis 0-0-0-0.

RECEIVING: Western Michigan- Corey Crooms 8-151, Jehlani Galloway 4-15, Anthony Sambucci 2-20, Nate Anderson 1-5, Sean Tyler 1-0.

Bowling Green- Odieu Hiliare 9-51, Christian Sims 4-41, Tyrone Broden 2-15, Harold Fannin Jr. 2-15, Cavon Croom 2-11, CJ Lewis 1-15, Ta'ron Keith 1-10, Levi Gazarek 1-3, Jamal Johnson 1-0.

**GAME 10 • Kent State 40, Bowling Green 6
Nov. 9 • Bowling Green, Ohio**

Game Notes

- ILB DJ Taylor picked off his second interception of the season (and career) near the end of the first quarter. He deflected the ball up and won the jump ball.
- WR Tyrone Broden finished with a career-high eight receptions.
- Broden also recorded his fifth touchdown reception of the season and 10th of his career in the third quarter
- QB Matt McDonald finished with 246 passing yards. It marked the sixth time this season and the 15th time in his career that McDonald threw for 200+ yards.
- With his passing touchdown, McDonald moves into a three-way tie at No. 16 on the BGSU's single-season list. He shares spot with Erik White who reached the number in 1991 and 1992
- With eight receptions, WR Odieu Hiliare extends his active streak with at least one reception to 32-straight games.

Score by Quarters:

Kent State	0	20	3	17	—	40
Bowling Green	0	0	6	0	—	6

Scoring Summary:

- 2nd 14:56 KSU - #31 B.Bradford 14 yd pass from #19 C.Schlee (#96 J.Smith kick), 8-50, 02:28
- 2nd 04:43 KSU - #19 C.Schlee 4 yd rush (#60 A.Glass kick), 12-76, 05:02
- 2nd 02:02 KSU - #81 D.Walker 21 yd pass from #19 C.Schlee (#0 Z.West rush failed), 3-51, 01:03
- 3rd 08:41 KSU - #60 A.Glass 26 yd FG, 8-41, 01:57
- 3rd 04:29 BGSU - #0TBroden 24 yd pass from #3 M.McDonald (#85 C.Croom pass from #3 M.McDonald failed), 9-68, 04:10
- 4th 13:17 KSU - #81 D.Walker 26 yd pass from #19 C.Schlee (#60 A.Glass kick), 3-50, 01:07
- 4th 06:35 KSU - #60 A.Glass 27 yd FG, 8-28, 04:39
- 4th 05:16 KSU - #33 M.Pierre 33 yd interception return (#60 A.Glass kick), 01:19

Attendance—7,291

	KSU	BG		KSU	BG
FIRST DOWNS	25	21	Punts (Number-Avg)	0-0.0	2-22.0
RUSHES-YARDS (NET)	41-201	38-65	Fumbles-Lost	0-0	1-1
PASSING YDS (NET)	214	246	Penalties-Yards	4-45	6-60
Passes Att-Comp-Int	30-17-1	42-31-2	Possession Time	25:58	34:02
TOTAL OFFENSE PLAYS-YARDS	71-415	80-311	Third-Down Conversions	3 of 13	6 of 17
Fumble Returns-Yards	0-0	0-0	Fourth-Down Conversions	2 of 5	0 of 6
Punt Returns-Yards	0-0	0-0	Red-Zone Scores-Chances	4-6	0-0
Kickoff Returns-Yards	2-51	3-27	Sacks By: Number-Yards	5-36	0-0
Interception Returns-Yards	2-33	1-2			

RUSHING: Kent State- Marquez Cooper 19-93, Bryan Bradford 8-49, Gavin Garcia 7-37, Collin Schlee 7-22.

Bowling Green- Jaison Patterson 16-52, PaSean Wimberly 6-24, Jamal Johnson 2-8, Harold Fannin Jr. 2-5, Nick Mosley 3-5, Jordan Jackson 3-5, Levi Gazarek 1-2, Matt McDonald 5(-36).

PASSING: Kent State- Collin Schlee 17-30-1-214. **Bowling Green-** Matt McDonald 31-40-1-246, Harold Fannin Jr. 0-1-0-0, Camden Orth 0-1-1-0.

RECEIVING: Kent State- Devontez Walker 5-86, Ja'Shaun Poke 5-54, Marquez Cooper 2-26, Bryan Bradford 1-14, Dante Cephas 1-13, Trell Harris 1-9, Raymond James 1-6, Luke Floriea 1-6.

Bowling Green- Tyrone Broden 8-84, Odieu Hiliare 8-24, Christian Sims 6-68, Cavon Croom 3-30, Jaison Patterson 2-19, Harold Fannin Jr. 2-12, Levi Gazarek 1-5, Jamal Johnson 1-4.

2022 BOWLING GREEN FOOTBALL

89 ANDREW BENCH

Receptions: 2, at Akron, Oct. 1, 2022
Buffalo, Oct. 8, 2022
Receiving yards: 38, Buffalo, Oct. 8, 2022
Receiving TD: 1, South Alabama, Sept. 11, 2021
at Akron, Oct. 1, 2022
Long Receiving TD, 33, South Alabama, Sept. 11, 2021
Long reception: 33, South Alabama, Sept. 11, 2021
All-purpose yards: 38, Buffalo, Oct. 8, 2022

81 BRYCE BOYER

Receptions: 1, Eastern Michigan, Oct. 23, 2021
Receiving Yards: 21, Eastern Michigan, Oct. 23, 2021
Long reception: 21, Eastern Michigan, Oct. 23, 2021

OTYRONE BRODEN

Receptions: 8, Kent State, Nov. 9, 2022
Receiving yards: 111, Akron, Oct. 9, 2021
Receiving TD: 2, 3x, last at Central Michigan, Oct. 22, 2022
Long reception: 64, at Buffalo, Oct. 30, 2021
All-purpose yards: 111, Akron, Oct. 9, 2021

47 GEORGE CARLSON

Tackles: 2, at Mississippi State, Sept. 24, 2022

85 CAVON CROOM

Receptions: 5, at Tennessee, Sept. 2, 2021
Receiving Yards: 50, Marshall, Sept. 17, 2022
Receiving TD: 1, Marshall, Sept. 17, 2022
Long Reception: 30, Marshall, Sept. 17, 2022
Rush Attempts: 1, at Central Michigan, Oct. 22, 2022
Rush yards: 6, at Central Michigan, Oct. 22, 2022
All-Purpose Yards: 50, Marshall, Sept. 17, 2022
Tackles: 1, 3x, last at Akron, Oct. 1, 2022

8 JHAYLIN EMBRY

Receptions: 3, at Northern Illinois, Oct. 16, 2021
Receiving Yards: 64, at Northern Illinois, Oct. 16, 2021
Rush attempts: 5, at Minnesota, Sept. 25, 2021
Rush yards: 32, Kent State, Nov. 10, 2020
Long rush: 22, Kent State, Nov. 10, 2020
Total offense attempts: 5, at Minnesota, Sept. 25, 2021
Total offense yards: 73, at Northern Illinois, Oct. 16, 2021
Punt return yards: 42, Buffalo, Oct. 8, 2022
Long punt return: 42, Buffalo, Oct. 8, 2022
All-purpose yards: 79, at Northern Illinois, Oct. 16, 2021

44 HAROLD FANNIN JR.

Receptions: 5, at Mississippi State, Sept. 24, 2022
Receiving Yards: 49, at Mississippi State, Sept. 24, 2022
Long Reception: 23, at Mississippi State, Sept. 24, 2022
Receiving TD: 1, at Mississippi State, Sept. 24, 2022
Rush Attempts: 2, 3x, last vs. Kent State, Nov. 9, 2022
Rush Yards: 25, Miami (OH), Oct. 15, 2022
Long rush: 24, Miami (OH), Oct. 15, 2022
Rush TD: 1, 4x, last vs. Western Michigan, Nov. 2, 2022
All-purpose yards: 50, Miami (OH), Oct. 15, 2022

10 LEVI GAZAREK

Receptions: 3, at Tennessee, Sept. 2, 2021
at Kent State, Oct. 2, 2021
Receiving Yards: 23, at Tennessee, Sept. 2, 2021
Long Reception: 19, at Kent State, Oct. 2, 2021
All-Purpose Yards: 23, at Tennessee, Sept. 2, 2021
Tackles: 1, Kent State, Nov. 9, 2022

45 ROCCO HICKS

All-Purpose Yards: 13, Western Michigan, Nov. 2, 2022
Longest Kick Return: 13, Western Michigan, Nov. 2, 2022

1 ODIEU HILIARE

Receptions: 12*, at Texas Southern, Nov. 13, 2021
Receiving Yards: 162*, Ark.-Pine Bluff, Nov. 20, 2021
Rush attempts: 2, at UCLA, Sept. 3, 2022
Eastern Kentucky, Sept. 10, 2022
Rushing yards: 5, Eastern Kentucky, Sept. 10, 2022
Long rush: 5, at UCLA, Sept. 3, 2022
Long reception: 66*, at Grambling, Oct. 2, 2021
Receiving TDs: 2*, 3x, last vs. Marshall, Sept. 17, 2022
Kick return yards: 28, Kent State, Nov. 9, 2022

*- while at Alabama A&M

36 JORDAN JACKSON

Rush attempts: 3, Kent State, Nov. 9, 2022
Rush yards: 5, Kent State, Nov. 9, 2022

25 JAYLEN JENNINGS

Rush attempts: 6, at Mississippi State, Sept. 24, 2022
Rush yards: 28, at Mississippi State, Sept. 24, 2022
Long rush: 8, at Mississippi State, Sept. 24, 2022

20 JAMAL JOHNSON

Receptions: 3, three times, last Toledo, Nov. 10, 2021
Receiving Yards: 44, at Tennessee, Sept. 2, 2021
Long Reception: 31, at Tennessee, Sept. 2, 2021
Receiving TDs: 1, Toledo, Nov. 10, 2021
Rush attempts: 14, at Akron, Oct. 1, 2022
Rushing yards: 73, at Akron, Oct. 1, 2022
Long rush: 24, at Akron, Oct. 1, 2022
All-Purpose Yards: 77, at Akron, Oct. 1, 2022

19 TARON KEITH

Rush attempts: 13, Eastern Kentucky, Sept. 10, 2022
Rushing yards: 61, Eastern Kentucky, Sept. 10, 2022
Receptions: 8, Marshall, Sept. 17, 2022
Receiving yards: 62, Marshall, Sept. 17, 2022
Long reception: 33, at Minnesota, Sept. 25, 2021
Total offense attempts: 18, Eastern Kentucky, Sept. 10, 2022
Total offense yards: 120, Eastern Kentucky, Sept. 10, 2022
All-Purpose Yards: 165, Western Michigan, Nov. 2, 2022
Longest Kick Return: 83, Western Michigan, Nov. 2, 2022
Tackles: 1, at Mississippi State, Sept. 24, 2022
at Central Michigan, Oct. 22, 2022

2 JAVONTE KINSEY

Points scored: 6, at Ohio, Nov. 28, 2020
Touchdowns: 1, at Ohio, Nov. 28, 2020
Receptions: 1, three times, last at UCLA, Sept. 3, 2022
Receiving yards: 26, at Ohio, Nov. 28, 2020
Receiving TDs: 1, at Ohio, Nov. 28, 2020
Long reception: 26, at Ohio, Nov. 28, 2020
All-purpose yards: 26, at Ohio, Nov. 28, 2020

93 MASON LAWLER

Points scored: 10, at Central Michigan, Oct. 22, 2022
Kick PATs: 6, Eastern Kentucky, Sept. 10, 2022
Points by kicking: 10, at Central Michigan, Oct. 22, 2022
Field goals made: 2, at Central Michigan, Oct. 22, 2022
Field goal attempts: 2, 3x, last at Central Mich., Oct. 22, 2022
Longest field goal: 45, Eastern Kentucky, Sept. 10, 2022
Punt attempts: 3, at Akron, Dec. 05, 2020
Punt yards: 79, at Akron, Dec. 05, 2020
Longest punt: 48, at Tennessee, Sept. 2, 2021
Tackles: 3, Akron, Nov. 02, 2019

11 CJ LEWIS

Receptions: 5*, at Clemson, Oct. 31, 2020
Receiving Yards: 82, Buffalo, Oct. 8, 2022
Long reception: 38*, Missouri, Sept. 25, 2021
at Purdue, Sept. 22, 2018
Receiving TDs: 2*, Georgia Tech, Oct. 24, 2020
Eastern Kentucky, Sept. 10, 2022
Pass Attempts: 1, at UCLA, Sept. 3, 2022
Marshall, Sept. 17, 2022
Pass Completions: 1, Marshall, Sept. 17, 2022
Pass Yards: 15, Marshall, Sept. 17, 2022

*- while at Boston College

9 GRIFFIN LITTLE

Receptions: 1, 3x, last at Mississippi State, Sept. 24, 2022
Receiving Yards: 13, at Mississippi State, Sept. 24, 2022
Long Reception: 13, at Mississippi State, Sept. 24, 2022

3 MATT MCDONALD

Points scored: 36, Eastern Kentucky, Sept. 10, 2022
Total Touchdowns: 6, Eastern Kentucky, Sept. 10, 2022
Rush attempts: 11, Buffalo, Oct. 8, 2022
Rush yards: 75, at Northern Illinois, Oct. 16, 2021
Rush TDs: 2, at Minnesota, Sept. 25, 2021
Long rush: 49, at Northern Illinois, Oct. 16, 2021
Pass attempts: 45, at Kent State, Oct. 2, 2021
Pass completions: 31, Kent State, Nov. 9, 2022
Pass yards: 308, South Alabama, Sept. 11, 2021
Pass TDs: 5, Eastern Kentucky, Sept. 10, 2022
Had intercepted: 3, at Ohio, Nov. 28, 2020
Long pass: 81, at Buffalo, Oct. 30, 2021
Total offense attempts: 55, at Kent State, Oct. 2, 2021
Total offense yards: 347, Eastern Kentucky, Sept. 10, 2022

80 JAEDYN MCKINSTRY

Receptions: 3, at Tennessee, Sept. 2, 2021
Receiving Yards: 22, at Tennessee, Sept. 2, 2021
Long Reception: 12, at Tennessee, Sept. 2, 2021
All-Purpose Yards: 22, at Tennessee, Sept. 2, 2021

OFFENSIVE - KICKER CAREER HIGHS

5 NICK MOSLEY

Rushing TDs: 1, at Kent State, Oct. 2, 2021;
Eastern Michigan, Oct. 23, 2021
Rushes: 14, at Miami, Nov. 16, 2021
Rushing Yards: 90, at Miami, Nov. 16, 2021
Long Rush: 26, at Miami, Nov. 16, 2021
Receptions: 1, at Miami, Nov. 16, 2021
at UCLA, Sept. 3, 2022
Receiving Yards: 7, at UCLA, Sept. 3, 2022
Long Reception: 7, at UCLA, Sept. 3, 2022
Total Offense attempts: 15, at Miami, Nov. 16, 2021
Total offense yards: 94, at Miami, Nov. 16, 2021
Tackles: 1, Marshall, Sept. 17, 2022

12 CAMDEN ORTH

Pass attempts: 36*, Duquesne, Nov. 6, 2021
Pass Completions: 22*, Wagner, Oct. 30, 2021
Pass Yards: 348*, Duquesne, Nov. 6, 2021
Rush Yards: 34*, at Central Conn. St., Oct. 23, 2021
Passing TDs: 3*, Wagner, Oct. 30, 2021

*- while at LIU

18 AUSTIN OSBORNE

Receptions: 8, at Tennessee, Sept. 2, 2021
Receiving TDs: 1, at Northern Illinois, Oct. 16, 2021
Receiving Yards: 69, Murray State, Sept. 18, 2021
Long Reception: 36, at Northern Illinois, Oct. 16, 2021
All-Purpose Yards: 69, Murray State, Sept. 18, 2021

28 JAISON PATTERSON

Rush attempts: 18, 3x, last at Central Mich., Oct. 22, 2022
Rush yards: 101, at Central Michigan, Oct. 22, 2022
Long rush: 36, at Central Michigan, Oct. 22, 2022
Rushing TD: 1, three times, last vs. ECU, Sept. 10, 2022
Long Rushing TD: 2, Murray State, Sept. 18, 2021
Eastern Kentucky, Sept. 10, 2022
Receptions: 3, Eastern Michigan, Oct. 23, 2021
Receiving Yards: 27, Eastern Michigan, Oct. 23, 2021
Long Reception: 13, Eastern Michigan, Oct. 23, 2021
All-Purpose Yards: 71, Kent State, Nov. 9, 2022

14 JAKE ROGERS

Punt Return Yards: 27, at Central Michigan, Oct. 22, 2022
Long Punt Return: 27, at Central Michigan, Oct. 22, 2022

35 OWEN ROZNAK

Points scored: 12, West Virginia State, Oct. 20, 2018
Kick PATs: 6, Fairmont State, Oct. 16, 2021;
Concord, Oct. 12, 2019
Points by kicking: 12, West Virginia State, Oct. 20, 2018
Field goals made: 3, West Virginia State, Oct. 20, 2018;
UVA Wise, Sept. 22, 2018
Field goal attempts: 4, at Alderson Broaddus, Sept. 11, 2021
Longest field goal: 46, Notre Dame (OH), Sept. 11, 2019;
Bloomsburg, Nov. 3, 2018
Punt attempts: 8, UNC Pembroke, Oct. 30, 2021;
at Concord, Oct. 9, 2021
Punt yards: 298, UNC Pembroke, Oct. 30, 2021;
at Concord, Oct. 9, 2021
Longest punt: 78, at Glenville State, April 10, 2021
Tackles: 1, seven times, last at Frostburg State, Nov. 13, 2021

*- while at West Liberty

88 CHRISTIAN SIMS

Points scored: 12, at Buffalo, Oct. 30, 2021
Touchdowns: 2, at Buffalo, Oct. 30, 2021
Receptions: 8, South Alabama, Sept. 11, 2021
Receiving yards: 103, at Buffalo, Oct. 30, 2021
Receiving TDs: 2, at Buffalo, Oct. 30, 2021
Long reception: 81, at Buffalo, Oct. 30, 2021
Rush attempts: 1, 3x, last vs. Western Michigan, Nov. 2, 2022
Rush yards: 5, Western Michigan, Nov. 2, 2022
Long rush: 5, Western Michigan, Nov. 2, 2022
Rushing TDs: 1, at Northern Illinois, Oct. 16, 2021
All-purpose yards: 103, at Buffalo, Oct. 30, 2021
Tackles: 2, at Ohio, Nov. 28, 2020
Central Michigan, Oct. 19, 2019

99 SAMI SIR

Punt attempts: 9, at UCLA, Sept. 3, 2022
Marshall, Sept. 17, 2022
Punt yards: 362, Marshall, Sept. 17, 2022
Longest punt: 61, Buffalo, Oct. 8, 2022

30 PASEAN WIMBERLY

Rush attempts: 5, Marshall, Sept. 17, 2022
Rush yards: 35, Marshall, Sept. 17, 2022
Punt Return Yards: 10, Eastern Kentucky, Sept. 10, 2022
Tackles: 2, Marshall, Sept. 17, 2022
Blocked punts: 1, at UCLA, Sept. 3, 2022

2022 BOWLING GREEN FOOTBALL

23 DARREN ANDERS

Tackles: 14, Buffalo, Nov. 17, 2020;
at Tennessee, Sept. 2, 2021
Sacks: 1.0, five times, last vs. Miami (OH), Oct. 15, 2022
Tackles for loss: 1.5, four times, last Akron, Oct. 9, 2021
Fumbles forced: 1, 3x, last vs. Western Mich., Nov. 2, 2022
Fumbles recovered: 1, 4x, last vs. Western Mich., Nov. 2, 2022
Pass breakups: 2, Miami (OH), Oct. 15, 2022
Interceptions: 1, South Alabama, Sept. 11, 2021
Long INT Return: 27, South Alabama, Sept. 11, 2021
INT Return for TD: 1, South Alabama, Sept. 11, 2021

0 JORDAN ANDERSON

Interceptions: 1, five times, last vs. ECU, Sept. 10, 2022
Tackles: 12, at Buffalo, Nov. 29, 2019 (7-5)
Sacks: 1.0, Toledo, Oct. 12, 2019 (1-0)
Tackles for loss: 1.5, Kent State, Nov. 10, 2020 (1-0)
Fumbles forced: 1, at Western Michigan, Oct. 26, 2019
Fumbles recovered: 1, Akron, Oct. 9, 2021;
at Northern Illinois, Oct. 16, 2021
Pass breakups: 2, Toledo, Oct. 12, 2019;
Central Michigan, Oct. 19, 2019

3 CHRIS BACON

Interceptions: 1*, 3x, last vs. Western Mich., Nov. 2, 2022
Tackles: 10, Eastern Kentucky, Sept. 10, 2022
Tackles for loss: 1.0*, 4x, last vs. Louisiana, Sept. 19, 2020
Fumbles forced: 1*, at NC State, Sept. 8, 2018
Pass breakups: 1*, 4x, last vs. Miami (OH), Oct. 15, 2022
QB Hurries: 1, Kent State, Nov. 9, 2022

*- while at Georgia State

6 BRYCE BRAND

Tackles: 7, at Minnesota, Sept. 25, 2021
Sacks: 1.0, at Rutgers, Oct. 5, 2019
Tackles for Loss: 3.0, at Rutgers, Oct. 5, 2020
Pass Breakups: 1, Marshall, Sept. 17, 2022
Buffalo, Oct. 8, 2022

11 KARL BROOKS

All-purpose yards: 33, Akron, Nov. 02, 2019
Interceptions: 1, Akron, Nov. 02, 2019
Long interception return: 33, Akron, Nov. 02, 2019
Tackles: 9, Eastern Kentucky, Sep 15, 2018
Sacks: 3.0, at Central Michigan, Oct. 22, 2022
Tackles for loss: 3.5, Akron, Oct. 9, 2021
Akron, Oct. 1, 2022
Fumbles forced: 1, 5x, last vs. Western Mich., Nov. 2, 2022
Fumbles recovered: 1, Marshall, Sept. 17, 2022
Pass breakups: 1, 3x, last at Mississippi State, Sept. 24, 2022

60 DONTREZ BROWN

Tackles: 4, Kent State, Nov. 9, 2022
Sacks: 1.0, at Buffalo, Oct. 30, 2021
Tackles for loss: 1.0, at Buffalo, Oct. 30, 2021
Marshall, Sept. 17, 2022
Fumbles recovered: 1, Miami (OH), Oct. 15, 2022

12 JB BROWN

Tackles: 8, at UCLA, Sept. 3, 2022
Tackles for loss: 1.5, at UCLA, Sept. 3, 2022
Kent State, Nov. 9, 2022
Sacks: 1, Eastern Kentucky, Sept. 10, 2022
Fumbles Recovered: 1, at Tennessee, Sept. 2, 2021
at Akron, Oct. 1, 2022
Fumbles Forced: 2, Marshall, Sept. 17, 2022
Pass Breakups: 1, at Mississippi State, Sept. 24, 2022

18 JALEN BURTON

Tackles: 5, three times, last vs. Marshall, Sept. 17, 2022
Tackles for loss: 1.0, at Northern Illinois, Oct. 16, 2021;
at Buffalo, Oct. 30, 2021
Interceptions: 1, at Akron, Oct. 1, 2022
Long INT Return: 29, at Akron, Oct. 1, 2022
INT returned for TD: 1, at Akron, Oct. 1, 2022
Fumbles forced: 1, at Northern Illinois, Oct. 16, 2021
Pass Breakups: 2, at Buffalo, Oct. 30, 2021

26 DAVION DANIELS

Tackles: 10, at UCLA, Sept. 3, 2022
Forced fumbles: 1, at UCLA, Sept. 3, 2022

32 PATRICK DAY

Tackles: 6, Kent State, Nov. 10, 2020
Eastern Kentucky, Sept. 10, 2022
Sacks: 1.0, Kent State, Nov. 10, 2020
at Central Michigan, Oct. 22, 2022
Tackles for loss: 1.5, Kent State, Nov. 10, 2020
Forced Fumbles: 1, Eastern Michigan, Oct. 23, 2021
at Central Michigan, Oct. 22, 2022
Fumbles recovered: 1, at UCLA, Sept. 3, 2022
Pass Breakups: 1, 3x, last vs. Kent State, Nov. 9, 2022

7 DAVON FERGUSON

Tackles: 17, at Northern Illinois, Oct. 16, 2021
Fumbles forced: 1, vs. Texas Tech, Oct. 26, 2019;
Akron, Oct. 9, 2021
Sacks: 2, at Minnesota, Sept. 25, 2021
Tackles for loss: 2.0 vs. Murray State, Sept. 18, 2021;
at Minnesota, Sept. 25, 2021
Interceptions: 1, at West Virginia, Oct. 6, 2018
Pass Breakups: 2, vs. South Alabama, Sept. 11, 2021
vs. Murray State, Sept. 18, 2021

56 WALTER HAIRE

Tackles: 7, at Kent State, Oct. 2, 2021
Sacks: 1.0, 5x, last at Central Michigan, Oct. 22, 2022
Tackles for loss: 2.0, 3x, last at Central Mich., Oct. 22, 2022
Interceptions: 1, at Central Michigan, Oct. 22, 2022
Long INT Return: 26, at Central Michigan, Oct. 22, 2022

14 DEMETRIUS HARDAMON

Tackles: 10, at Buffalo, Oct. 30, 2021
Sacks: 2.0, Miami (OH), Oct. 15, 2022
Tackles for Loss: 3.0, Miami (OH), Oct. 15, 2022
Forced fumbles: 1, Miami (OH), Oct. 15, 2022
Fumbles Recovered: 1, at Central Michigan, Oct. 22, 2022
Fumbles Recovered for TD: 1, at Central Mich., Oct. 22, 2022
Long Fumble Return: 45, at Central Mich., Oct. 22, 2022
QB Hurries: 2, at Miami, Nov. 16, 2021
Blocked Kicks: 1, at Miami, Nov. 16, 2021

54 ANTHONY HAWKINS

Tackles: 10, at Buffalo, Oct. 30, 2021
Sacks: 1.0, at Buffalo, Oct. 30, 2021
Buffalo, Oct. 8, 2022
Tackles for loss: 1.5, Miami (OH), Oct. 15, 2022
Pass breakups: 1, at Toledo, Nov. 04, 2020;
at UCLA, Sept. 3, 2022

2 BROCK HORNE

Tackles: 15, at Buffalo, Oct. 30, 2021
Sacks: 1, at Minnesota, Sept. 25, 2021
Marshall, Sept. 17, 2022
Tackles for loss: 1.5, Akron, Oct. 9, 2021
Forced Fumbles: 1, at Minnesota, Sept. 25, 2021
Interceptions: 1, vs. Murray State, Sept. 18, 2021
Pass Breakups: 1, at Kent State, Oct. 2, 2021
QB Hurries: 1, at Kent State, Oct. 2, 2021

30 CASHIUS HOWELL

Tackles: 5, at Miami, Nov. 16, 2021
Tackles for loss: 1, at Mississippi State, Sept. 24, 2022
Sacks: 1, at Mississippi State, Sept. 24, 2022
Pass Breakups: 1, at Mississippi State, Sept. 24, 2022
Fumbles Recovered: 1, at Central Mich., Oct. 22, 2022
Long Fumble Return: 7, at Central Mich., Oct. 22, 2022

20 JALEN HUSKEY

Tackles: 2, Buffalo, Oct. 8, 2022

4 DESHAWN JONES JR.

Tackles: 6, at Mississippi State, Sept. 24, 2022
Tackles for Loss: 1.0, Marshall, Sept. 17, 2022
Western Michigan, Nov. 2, 2022
Interceptions: 1, at Miami, Nov. 16, 2021
Pass Breakups: 2, at Akron, Oct. 1, 2022

38 DIERRE KELLY

Tackles: 3, Western Michigan, Nov. 2, 2022
Kent State, Nov. 9, 2022
Tackles for Loss: 1.0, at Kent State, Oct. 2, 2021
Marshall, Sept. 17, 2022
Sacks: 1, Marshall, Sept. 17, 2022

19 DARIUS LORFELS

Tackles: 1, 4x, last vs. Kent State, Nov. 9, 2022
Fumbles Forced: 1, at Central Michigan, Oct. 22, 2022

15 AVI MCGARY

Tackles: 2, 3x, last at Central Mich., Oct. 22, 2022

DEFENSIVE CAREER HIGHS

90 DAVONTE MILES

Tackles: 1, at Mississippi State, Sept. 24, 2022
Tackles for Loss: 0.5, at Mississippi State, Sept. 24, 2022

46 JAMES MILLER

Blocked punts: 1, Marshall, Sept. 17, 2022

24 DIEGO NERI

Tackles: 6, at Kent State, Oct. 2, 2021

10 JORDAN OLADOKUN

Tackles: 4, Western Michigan, Nov. 2, 2022
Tackles for Loss: 1.0, Western Michigan, Nov. 2, 2022
Fumbles recovered: 1, Buffalo, Oct. 8, 2022
Pass Breakups: 2, Marshall, Sept. 17, 2022
at Central Mich., Oct. 22, 2022

33 JORDAN PORTER

Tackles: 4, Kent State, Nov. 10, 2020
Sacks: 1.0, 3x, last at Akron, Oct. 1, 2022
Tackles for loss: 1.0, 4x, last at Akron, Oct. 1, 2022
Forced Fumbles: 1, at Akron, Oct. 1, 2022
QB Hurries: 1, Eastern Michigan, Oct. 23, 2021
Buffalo, Oct. 8, 2022

35 BILLIE ROBERTS

Tackles: 3, 3x, last vs. Buffalo, Oct. 8, 2022
Sacks: 0.5, Akron, Oct. 9, 2021
Tackles for loss: 2.0, at Miami, Nov. 16, 2021
Pass breakups: 2, at Minnesota, Sept. 25, 2021

13 CHARLES ROSSER

Tackles: 2, five times, last vs. Marshall, Sept. 17, 2022
Tackles for Loss: 1, at Northern Illinois, Oct. 16, 2021
Fumbles Recovered: 1, 3x, last at Central Mich., Oct. 22, 2022

99 ALI SAAD

Tackles: 3, at Kent State, Oct. 2, 2021
Tackles for Loss: 1, at Kent State, Oct. 2, 2021

21 MARCUS SHEPPARD

Tackles: 4, at Akron, Dec. 05, 2020

8 TRENT SIMMS

Tackles: 11, Toledo v. Nov. 10, 2021
Tackles for Loss: 0.5, Marshall, Sept. 17, 2022
Interceptions: 1, Marshall, Sept. 17, 2022
Long INT Return: 1, Marshall, Sept. 17, 2022
QB Hurries: 1, Buffalo, Oct. 8, 2022
Pass breakups: 1, Kent State, Nov. 9, 2022

22 JOSEPH SIPP JR.

Tackles: 10, at UCLA, Sept. 3, 2022

9 BLAINE SPIRES

Tackles: 6, at Tennessee, Sept. 2, 2021
Sacks: 1.0, Eastern Kentucky, Sept. 10, 2022
Tackles for loss: 2.0, Kent State, Nov. 10, 2020 (2-0)
QB Hurry: 1, Akron, Oct. 9, 2021;
Eastern Michigan, Oct. 23, 2021
Pass Breakups: 1, Toledo v. Nov. 10, 2021
Eastern Kentucky, Sept. 10, 2022

52 KITONETAU

Tackles: 2, at Mississippi State, Sept. 24, 2022
Buffalo, Oct. 8, 2022
Tackles for Loss: 0.5, at Mississippi State, Sept. 24, 2022
Forced fumbles: Buffalo, Oct. 8, 2022

17 DJ TAYLOR

Tackles: 11, at Akron, Oct. 1, 2022
Sacks: 1.0*, Clemson, Oct. 6, 2018
Buffalo, Oct. 8, 2022
Tackles for loss: 2.0*, vs. Memphis, Dec. 22, 2018
Forced Fumbles: 1*, Florida State, Sept. 18, 2021
Pass Breakups: 2*, at Duke, Nov. 24, 2018
Interceptions: 1, at UCLA, Sept. 3, 2022
Kent State, Nov. 9, 2022
Long INT Return: 24, at UCLA, Sept. 3, 2022

*- while at Wake Forest

37 VICTOR VAZQUEZ

Tackles: 1, three times, last at Miami, Nov. 16, 2021

51 CHRIS WILLIAMS

Tackles: 1, Kent State, Nov. 9, 2022

34 ADRIAN WILSON

Tackles: 2, Buffalo, Oct. 8, 2022
Kent State, Nov. 9, 2022

ALL-TIME LONG PLAYS

LONGEST TOUCHDOWN RUN

Yards	Name/Opponent	Year
96	Anthon Samuel vs. Miami	2011
95	Matt Domer at Ball State	2015
93	Mike McGee vs. Central Michigan	1987
89	Mike McGee vs. Ball State	1987
88	P.J. Pope vs. Western Michigan	2004

LONGEST NON-SCORING RUN

Yards	Name/Opponent	Year
78	B.J. Lane vs. Ball State	2003
71	Chris Bullock vs. Akron	2009
69	Fred Coppet vs. Ball State	2014
65	Andy Sahn vs. Kansas	2002
64	Jeff Davis vs. Richmond	1984

LONGEST TOUCHDOWN PASS

Yards	Name/Opponent	Year
96	Mark Miller to Dave Dudley vs. San Diego State	1976
94	Eric Smith to Ronald Heard vs. Ohio	1988
94	Matt Johnson to Roger Lewis vs. Memphis	2015
92	Matt Johnson to Ryan Burbrink vs. Kent State	2013
91	Josh Harris to Charles Sharon vs. Kent State	2003

LONGEST NON-SCORING PASS

Yards	Name/Opponent	Year
78	Bob Niemet to Robert Redd vs. Akron	1998
77	Josh Harris to James Hawkins vs. Purdue	2003
76	Matt Schilz to Kamar Jordan vs. Miami	2010
74	Vern Wireman to Bob Zimpfer vs. Utah State	1969
69	Mark Miller to John Park vs. Tenn.-Chattanooga	1977
69	James Morgan to Scott Miller vs. Ohio	2017

LONGEST KICKOFF RETURN

Yards	Name/Opponent	Year
96*	Clint Stephens vs. Ball State	2014
94*	BooBoo Gates vs. Pittsburgh	2013
94*	Leon Weathersby vs. Western Michigan	1997
93*	B.J. Lane vs. Ball State	2004
93*	Roger Reynolds vs. Kent	1961

LONGEST PUNT RETURN

Yards	Name/Opponent	Year
100*	Courtney Davis vs. Kent	1996
91*	Richard Lowry vs. Grosse Ile	1942
86*	Bob Zimpfer vs. Ball State	1968
80*	BooBoo Gates vs. Rhode Island	2012
79*	Charles Sharon vs. Southeast Missouri	2004
79	Corey Partridge vs. Temple	2005

LONGEST PASS INTERCEPTION

Yds.	Name/Opponent	Year
90*	Rodney Lash vs. Toledo	1948
88	Julius Livas vs. Miami	1971
85*	Dernard Turner	2015
82	BooBoo Gates vs. Ohio	2013
82*	Robert Lorenzi vs. Buffalo	2010

LONGEST PUNT

Yds.	Name/Opponent	Year
95	Macs Leitman vs. Bluffton	1928
82	Joseph Davidson at Toledo	2016
81	Brian Schmiedebusch vs. Idaho	2011
81	Cris Shale vs. Ohio	1990
79	Joseph Davidson at Ohio	2016
79	Nick Iovinelli vs. Pittsburgh	2008
79	Jim Phelps vs. Toledo	1982

LONGEST FIELD GOAL

Yds.	Name/Opponent	Year
60	Derek Schorejs vs. Toledo	1995
56	Gehad Youssef vs. Western Michigan	1983
52	Derek Schorejs vs. Akron	1995
52	Shaun Suisham vs. Ohio	2004
52	Tyler Tate vs. Northern Illinois	2013
52	Tyler Tate at Western Kentucky	2014
52	Nate Needham at Kent State	2021

*resulted in a touchdown

THE LAST TIME

A BG Player Returned a Kickoff for a Touchdown

Clint Stephens (96 yards), vs. Ball State, Nov. 28, 2014

An Opposing Player Returned a Kickoff for a Touchdown

Trayvon Rudolph (100 yards), at NIU, Oct. 16, 2021

A BG Player Returned a Punt for a Touchdown

Ryan Burbrink (75 yards), vs. VMI, Sept. 6, 2014

An Opposing Player Returned a Punt for a Touchdown

William Likely (85 yards), at Maryland, Sept. 12, 2015

A BG Player Returned an Interception for a Touchdown

Jalen Burton (29 yards), at Akron, Oct. 1, 2022

An Opposing Player Returned an Interception for a TD

Marvin Pierre (Kent State), 33 yards, Nov. 9, 2022

A BG Player Returned a Fumble for a Touchdown

Demetrius Hardamon (45 yards), at Central Michigan, Oct. 22, 2022

An Opposing Player Returned a Fumble for a TD

James Patterson (97 yards), vs. Buffalo, Oct. 1, 2022

A BG Player Returned a Blocked Punt for a Touchdown

Charles Rosser (11 yards), at UCLA, Sept. 3, 2022

An Opposing Player Returned a Blocked Punt for a TD

David Carter, 42 yards (Eastern Michigan), Oct. 23, 2021

A BG Player Blocked a Punt for a Safety

Patrick Day, vs. South Alabama, Sept. 11, 2021

A BG Player Blocked a Punt

James Miller, vs. Marshall, Sept. 17, 2022

A BG Player Rushed for 100 or more yards

Jaison Patterson at Central Michigan, October 22, 2022 (18/101)

A BG Player Rushed for 200 or more yards

Willie Geter vs. Kent State, October 20, 2007 (22/203)

An Opponent Rushed for 200 or more yards

Jay Ducker (NIU), Oct. 18, 2021 (33/210)

An Opponent Threw for 400 or more yards in a Game

Will Rogers (Mississippi State), Sept. 24, 2022 (409)

An Opponent Threw for Six Touchdowns in a Game

Will Rogers (Mississippi State), Sept. 24, 2022 (6)

An Opponent Threw for Five Touchdowns in a Game

Will Rogers (Mississippi State), Sept. 24, 2022 (6)

An Opponent Threw for Four Touchdowns in a Game

Will Rogers (Mississippi State), Sept. 24, 2022 (6)

A BG Player Had Two Interceptions in a Game

Deshawn Jones Jr. vs. Ohio, Nov. 25, 2021 (2)

A BG Player Had Three Interceptions in a Game

Janssen Patton vs. Northern Illinois, Oct. 25, 2003

An Opposing Player Had Three Interceptions in a Game

Jamie Silva (Boston College), Oct. 6, 2007

A BG Player Threw for Five Touchdowns in a Game

Matt McDonald vs. Eastern Kentucky, Sept. 10, 2022

A BG Player Threw for Four Touchdowns in a Game

Matt McDonald vs. Marshall, Sept. 17, 2022

A BG Player Threw for Three Touchdowns in a Game

Matt McDonald at Akron, Oct. 1, 2022

A BG Player Caught Two Touchdowns in a Game

Tyrone Broden at Central Michigan, Oct. 22, 2022

Two BG Players Rushed for 100 or more yards in a Game

Andrew Clair (121)

Josh Cleveland (117), at Miami, Oct. 7, 2017

Three BG Players Rushed for 100 or more yards in a Game

Fred Coppet (160)

Josh Cleveland (109)

Donovan Wilson (107), vs. Buffalo, Nov. 25, 2016

Two BG Players had 100 or more receiving yards

Tyrone Broden (110)

Christian Sims (103), at Buffalo, Oct. 30, 2021

Three BG Players had 100 or more receiving yards in a Game

Roger Lewis (148)

Ryan Burbrink (132)

Ronnie Moore (109), vs. UMass, Sept. 27, 2014

A BG Player Rushed for 100 or more yards and a BG Players had 100 or more receiving yards

at Central Michigan, Oct. 22, 2022; Jaison Patterson (101 rushing yards), Odieu Hiliare (105 receiving)

A BG Player Rushed for 100 or more yards and Two BG Players had 100 or more receiving yards

at Buffalo, Oct. 30, 2021; Terion Stewart (170 rushing yards), Tyrone Broden (110 receiving), Christian Sims (103 receiving)

A BG Player Passed for 300 or more yards in a Game

Matt McDonald (308), vs. South Alabama, Sept. 11, 2021

BG forced a safety

vs. Ohio, Nov. 26, 2021

BG Blocked two kicks in a Game

vs. Akron, Oct. 9, 2021; Devin Taylor (FG) and Sy Dabney (Punt)

Three BG Players Recorded 10+ Tackles

vs. Toledo, Nov. 10, 2021; Darren Anders (12),

Trent Simms (11), Brock Horne (10)

Four BG Players Recorded 10+ Tackles

at Buffalo, Oct. 30, 2021; Brock Horne (15), Darren Anders (12),

Anthony Hawkins (10), Demetrius Hardamon (10)

A BG Lineman Intercepted a Pass

Walter Haire, at Central Michigan, Oct. 22, 2022

A BG Linebacker Intercepted a Pass

DJ Taylor, vs. Kent State, Nov. 9, 2022

No.	Name	Pos	Ht	Wt	Yr	Hometown	High School/Previous School
0	Jordan Anderson***	S	5-10	200	Sr.	Detroit, Mich.	Harper Woods
0	Tyrone Broden**	WR	6-7	210	Jr.	Detroit, Mich.	West Bloomfield
1	Odieu Hiliare	WR	6-0	180	Sr.	Belle Glade, Fla.	Glades Central/Alabama A&M
2	Brock Horne**	LB	6-1	235	Jr.	Romeo, Mich.	Romeo
2	Javonte Kinsey**	TE	6-5	230	So.	Jacksonville, Fla.	Sandalwood
3	Chris Bacon	S	6-1	195	Sr.*	Atlanta, Ga.	Westlake/Georgia State
3	Matt McDonald**	QB	6-3	210	Sr.*	Newport Beach, Calif.	Mission Viejo/Boston College
4	Deshawn Jones Jr.*	CB	5-11	180	So.	Akron, Ohio	East CLC
5	Nick Mosley*	RB	5-10	200	So.	Pickerington, Ohio	Pickerington Central
6	Bryce Brand*	OLB	6-0	250	Sr.*	Detroit, Mich.	Clayton Valley Charter/West Virginia
6	Drew Gunther	QB	6-3	215	Jr.	Chester Springs, Pa.	Malvern Prep/Syracuse
7	Owen Bainbridge	QB	6-4	210	Fr.	Stow, Ohio	Stow-Munroe Falls
7	Davon Ferguson*	CB	5-10	190	Sr.*	Baltimore, Md.	St. Vincent Pallotti/Kansas
8	Jhaylin Embry*	WR	6-0	180	So.	Jacksonville, Fla.	Sandalwood
8	Trent Simms**	S	6-0	205	So.	Toledo, Ohio	Sylvania Northview
9	Griffin Little	TE	6-4	240	So.	Fort Wayne, Ind.	Homestead
9	Blaine Spires**	OLB	6-2	240	Jr.	Youngstown, Ohio	East
10	Levi Gazarek*	TE	6-5	250	So.	North Baltimore, Ohio	North Baltimore
10	Jordan Oladokun	CB	6-0	185	So.	Tampa, Fla.	Gaither/Samford
11	Karl Brooks****	DL	6-4	300	Sr.*	Lansing, Mich.	Gaining Sexton
11	CJ Lewis	WR	6-3	215	Sr.*	Hamden, Conn.	Cheshire Academy/Boston College
12	JB Brown**	ILB	6-2	230	Jr.	Hughes, Ark.	Har-Ber
12	Camden Orth	QB	6-3	230	Jr.	Gainesville, Fla.	Buchholz/LIU
13	Nick Niehoff	WR	6-2	185	Jr.	Mason, Ohio	Mason
13	Charles Rosser*	OLB	6-3	220	So.	Cleveland, Ohio	Benedictine
14	Demetrius Hardamon*	OLB	6-4	235	Sr.*	Beavercreek, Ohio	Beavercreek/Georgetown College (Ky.)
14	Jake Rogers***	WR	5-9	180	Jr.	Medina, Ohio	Highland
15	Avi McGary*	OLB	6-2	200	Jr.	Cincinnati, Ohio	Lakota East
16	Willie Jones	CB	6-2	190	R-Fr.	Chicago, Ill.	Wendell Phillips Academy
17	Tae'Shaun Johnson	WR	5-11	190	R-Fr.	Toledo, Ohio	Central Catholic
17	DJ Taylor	ILB	6-1	235	Sr.*	Belvidere, Tenn.	Huntland/Wake Forest
18	Jalen Burton*	CB	5-10	195	So.	Waukegan, Ill.	Carmel Catholic
18	Austin Osborne*	WR	6-2	210	Sr.	Rancho Santa Margarita, Calif.	Mission Viejo/Washington
19	Ta'ron Keith*	RB	5-10	195	So.	DeLand, Fla.	Mainland
19	Darius Lorfils	CB	6-2	175	Fr.	Germantown, Md.	Northwest
20	Jalen Huskey	CB	6-1	180	Fr.	Gaithersburg, Md.	Quince Orchard
20	Jamal Johnson*	RB	5-10	195	So.	Frankford, Ill.	Lincoln-Way East
21	Marcus Sheppard**	CB	5-11	190	Jr.	Novi, Mich.	Detroit Country Day
22	Joseph Sipp Jr.	ILB	6-0	215	Fr.	Tampa, Fla.	Hillsborough
23	Darren Anders***	ILB	6-0	230	Sr.	North Olmsted, Ohio	North Olmsted
23	Ty Cook	WR	6-1	165	So.	Pickerington, Ohio	Pickerington North
24	Diego Neri*	LB	6-2	230	So.	Cincinnati, Ohio	Cincinnati Northwest
24	Braxton Todd	RB	6-0	205	Fr.	Martinsburg, W.Va.	Martinsburg
25	Jaylen Jennings	RB	5-10	195	Fr.	Columbus, Ohio	Harvest Preparatory School
25	Canaan Williams	OLB	6-2	205	Fr.	Waldorf, Md.	Rock Creek Christian Academy
26	Davion Daniels**	S	5-10	190	Jr.	Hubbard, Ohio	Hubbard
26	Trey Johnson	RB	6-0	190	Fr.	Frankfort, Ill.	Lincoln-Way East
27	Nic Kilbride	WR	6-3	230	So.	Perrysburg, Ohio	Perrysburg
28	Jaison Patterson*	RB	6-0	220	So.	Jacksonville, Fla.	Edward H. White
30	Cashius Howell	OLB	6-4	235	R-Fr.	Kansas City, Mo.	Rockhurst
30	PaSean Wimberly*	RB	5-10	175	Jr.	Toledo, Ohio	Whitmer
32	Patrick Day**	S	5-11	190	Jr.	Hilliard, Ohio	Bradley
33	Jordan Porter**	DL	6-4	260	Jr.	Muskegon, Mich.	Muskegon
34	Adrian Wilson*	DL	6-5	260	So.	Tinley Park, Ill.	Lincoln-Way East
35	Billie Roberts**	DL	6-5	290	So.	Muskegon, Mich.	Muskegon
35	Owen Rozanc	PK	5-11	190	Sr.*	Sheffield Lake, Ohio	Brookside/West Liberty
36	Jordan Jackson	RB	6-0	200	Fr.	Daytona, Fla.	Mainland/Army Prep
37	Victor Vazquez	S	5-10	180	R-Fr.	Miami, Fla.	Florida Christian
38	Dierre Kelly*	DL	6-2	270	So.	Gary, Ind.	Merrillville
39	Markim McKinnie	DB	5-11	175	Fr.	Akron, Ohio	Archbishop Hoban
40	Ethan Warner	PK	5-9	165	Fr.	Bowling Green, Ohio	Bowling Green
41	Justin Schiets	ILB	5-11	225	Jr.	Woodville, Ohio	Toledo Central Catholic
42	Dominic Konopka	LS	6-0	225	Fr.	Sharon Center, Ohio	Highland
43	Jack Sauder	K	5-10	175	So.	Franklin, Tenn.	Battleground Academy
44	Harold Fannin Jr.	TE	6-4	230	Fr.	Canton, Ohio	McKinley
45	Rocco Hicks	TE	6-4	250	R-Fr.	Overland Park, Kan.	Blue Valley West
46	James Miller**	ILB	6-1	220	Jr.	Gaylord, Mich.	Gaylord
47	George Carlson	LS	6-1	215	R-Fr.	Woodstock, Ill.	Marian Central
48	Myles Bradley	OLB	6-0	220	Fr.	Mansfield, Ohio	Mansfield
50	Alex Wollschlaeger*	OT	6-7	290	So.	Aurora, Ill.	Oswego East
51	Cedric Dunbar II	OT	6-5	325	Jr.	Natchez, Miss.	Cathedral/Jackson State
51	Chris Williams	ILB	6-2	205	So.	Alpharetta, Ga.	King's Ridge Christian
52	Jeremiah Banks-Wall**	OT	6-5	280	Jr.	Chicago, Ill.	Montini Catholic

No.	Name	Pos.
98	Alan Anaya	K
23	Darren Anders***	ILB
0	Jordan Anderson***	S
3	Chris Bacon	QB
7	Owen Bainbridge	S
52	Jeremiah Banks-Wall**	OT
89	Andrew Bench**	TE
81	Bryce Boyer	TE
48	Myles Bradley	OLB
6	Bryce Brand*	OLB
0	Tyrone Broden**	WR
11	Karl Brooks****	DL
60	Dontrez Brown**	DL
12	JB Brown**	ILB
65	Jake Burns	OG
18	Jalen Burton*	CB
47	George Carlson	LS
23	Ty Cook	WR
85	Cavon Croom**	WR
26	Davion Daniels**	S
32	Patrick Day**	S
86	Ian Drummond	TE
51	Cedric Dunbar II	OT
8	Jhaylin Embry*	WR
44	Harold Fannin Jr.	TE
53	Tunde Fatukasi	OT
7	Davon Ferguson*	CB
79	Darius Gaddy	OT
10	Levi Gazarek*	TE
77	Jalen Grant**	OG
6	Drew Gunther	QB
56	Walter Haire***	DL
14	Demetrius Hardamon*	OLB
54	Anthony Hawkins**	DL
45	Rocco Hicks	TE
1	Odieu Hiliare	WR
83	Jalen Holly	WR
2	Brock Horne**	ILB
87	Princeton Hoskins	WR
30	Cashius Howell	OLB
20	Jalen Huskey	CB
36	Jordan Jackson	RB
25	Jaylen Jennings	RB
20	Jamal Johnson*	RB
17	Tae'Shaun Johnson	WR
26	Trey Johnson	RB
4	Deshawn Jones Jr.*	CB
16	Willie Jones	CB
54	Delonus Kabir	OG
19	Ta'ron Keith*	RB
38	Dierre Kelly*	DL
27	Nic Kilbride	WR
2	Javonte Kinsey**	TE
42	Dominic Konopka	LS
93	Mason Lawler***	P/PK
11	CJ Lewis	WR
9	Griffin Little	TE
19	Darius Lorfils	CB
58	Leiris Manzi	OT
3	Matt McDonald**	QB
15	Avi McGary*	OLB
39	Markim McKinnie	DB
80	Jaedyn McKinstry	WR
90	Davonte Miles	DL
46	James Miller**	ILB
5	Nick Mosley*	RB
24	Diego Neri*	ILB
13	Nick Niehoff	WR
10	Jordan Oladokun	CB
12	Camden Orth	QB
18	Austin Osborne*	WR
91	Nate Pabst	DL
57	Alex Padgett	OT

No.	Name	Pos	Ht	Wt	Yr	Hometown	High School/Previous School
52	Kitione Tau	DL	6-0	285	Jr.	Concord, Calif.	Pittsburg/Lance CC
53	Tunde Fatukasi	OT	6-5	300	So.	Far Rockaway, N.Y.	Erasmus Hall/Rutgers
54	Anthony Hawkins**	DL	6-2	290	Jr.	Mansfield, Ohio	Mansfield Senior
54	Delonus Kabir	OG	6-3	325	So.	Belle Glade, Fla.	Pahokee/Florida A&M
55	Jakari Robinson	C	6-1	310	Sr.*	Talladega, Ala.	Munford/Memphis
56	Walter Haire***	DL	6-3	275	Sr.*	Indianapolis, Ind.	North Central
57	Alex Padgett	OT	6-6	315	R-Fr.	Avon Lake, Ohio	Avon Lake
58	Leiris Manzi	OT	6-4	290	So.	Columbus, Ohio	Westerville North/Hocking College
60	Dontrez Brown**	DL	6-3	295	Jr.	Fremont, Ohio	Fremont Ross
64	Bronson Warner	OG	6-3	305	Jr.	Chaska, Minn.	Eden Prairie/Abilene Christian
65	Jake Burns	OG	6-2	300	So.	Akron, Ohio	Archbishop Hoban/Cincinnati
72	Cade Zimmerly*	C/OG	6-1	295	So.	Perrysburg, Ohio	Perrysburg
76	Kameren Stewart	OT	6-6	285	Jr.	Irmo, S.C.	Dutch Fork/Coastal Carolina
77	Jalen Grant**	OG	6-3	285	Jr.	Chicago Ill.	Mount Carmel
79	Darius Gaddy	OT	6-9	330	R-Fr.	Atlanta, Ga.	Meadowcreek/SW Ohio Prep
80	Jaedyn McKinstry	WR	6-5	210	So.	Fremont, Ohio	St. John's Jesuit
81	Bryce Boyer	TE	6-3	230	So.	Whitehouse, Ohio	Anthony Wayne
82	Zach Russell	TE	6-3	250	R-Fr.	East Point, Ky.	Johnson Central
83	Jalen Holly	WR	6-0	190	Fr.	River Rouge, Mich.	River Rouge
85	Cavon Croom**	WR	6-0	195	Sr.*	Sandusky, Ohio	Sandusky
86	Ian Drummond	TE	6-4	240	Jr.	Lewis Center, Ohio	Olentangy/Elon
87	Princeton Hoskins	WR	5-10	185	So.	Reynoldsburg, Ohio	Reynoldsburg
88	Christian Sims***	TE	6-4	240	Sr.	Norcross, Ga.	Norcross
89	Andrew Bench**	TE	6-5	250	Jr.	Elmore, Ohio	Genoa
90	Davonte Miles	DL	6-5	275	Fr.	River Rouge, Mich.	River Rouge
91	Nate Pabst	DL	6-5	275	R-Fr.	Springdale, Ohio	Archbishop Moeller
93	Mason Lawler***	P/PK	6-3	220	Sr.	Avon, Ohio	St. Edward
98	Alan Anaya	K	5-6	180	R-Fr.	Mexico City, Mexico	ITESM Queretaro
99	Ali Saad*	DL	6-3	265	So.	Dearborn, Mich.	Dearborn/Minnesota
99	Sami Sir	P	6-2	210	Fr.	Oak Park, Australia	Essendon Keilor College

No.	Name	Pos.
28	Jaison Patterson*	RB
33	Jordan Porter**	DL
93	Billie Roberts**	DL
55	Jakari Robinson	C
14	Jake Rogers***	WR
13	Charles Rosser*	OLB
35	Owen Rozanc	PK
82	Zach Russell	TE
99	Ali Saad*	DL
43	Jack Sauder	K
41	Justin Schiets	ILB
21	Marcus Sheppard**	CB
8	Trent Simms**	S
88	Christian Sims***	TE
22	Joseph Sipp Jr.	ILB
99	Sami Sir	P
9	Blaine Spires**	OLB
76	Kameren Stewart	OT
52	Kitione Tau	DL
17	DJ Taylor	ILB
24	Braxton Todd	RB
37	Victor Vazquez	S
64	Bronson Warner	OG
40	Ethan Warner	PK
25	Canaan Williams	OLB
51	Chris Williams	ILB
34	Adrian Wilson*	DL
30	PaSean Wimberly*	RB
50	Alex Wollschlaeger*	OT
72	Cade Zimmerly*	C/OG

Key:
Yr* = utilizing COVID year, *** beside name indicates letters won

Coaching Staff:

Scot Loeffler (head coach), Steve Morrison (associate head coach/inside linebackers), Eric Lewis (defensive coordinator/defensive backs), Greg Nosal (co-offensive coordinator/tight ends), Max Warner (co-offensive coordinator/quarterbacks), Alex Bayer (special teams coordinator), Chris Hedden (offensive line), Erik Campbell (passing game coordinator/wide receivers), Julian Campenni (defensive run coordinator/defensive line), Chris Hedden (offensive run game coordinator/offensive line), Sammy Lawanson (outside linebackers), Brian White (running backs), Kevin Tolbert (football strength and conditioning coach), Mitch Fair (graduate assistant/defense), Pat Fogarty (graduate assistant/offense), Grant Strock (graduate assistant/offense), Brady Thomas (graduate assistant/defense).

PRONUNCIATION GUIDE

COACH PRONUNCIATION GUIDE

Scot Loeffler	LEFF-luhr
Julian Campenni	cam-PENNY
Sammy Lawanson	La-WON-son
Greg Nosal	NO-sail

PLAYER PRONUNCIATION GUIDE

Alan Anaya	A-NYE-AH
Cavon Croom	KUH-von
Jhaylin Embry	JAY-linn
Tunde Fatukasi	tune-day, faa-too-KAH-see
Davon Ferguson	Day-Von
Levi Gazarek	guh-ZAIR-eck
Odieu Hiliare	Oh-Do Hill-Air
Delonus Kabir	De-LAWN-us KAH-beer

Ta'ron Keith	Tah-Ron
Dierre Kelly	Dee-Air
Javonte Kinsey	juh-VON-tay
Darius Lorfils	Lore-Fills
Avi McGary	AY-vee
Diego Neri	Near-ee
Nick Niehoff	KNEE-hoff
Jordan Oladokun	Oh-LAH-Doe-KUN
Jaison Patterson	Jye-Son
Owen Rozanc	Row-Zank
Ali Saad	ollie sod
Kitione Tau	Key-tee-own-ee, Tau
PaSean Wimberly	PAY-shawn

OFFENSE (Multiple)

Pos	No	Name	Ht	Wt	Yr
WR (X)	0	Tyrone Broden	6-7	210	Jr.
	or 11	CJ Lewis	6-3	215	Sr.
	85	Cavon Croom	6-0	195	Sr.
LT	76	Kameren Stewart	6-6	285	Jr.
	or 53	Tunde Fatukasi	6-5	300	So.
	52	Jeremiah Banks-Wall	6-5	280	Jr.
LG	77	Jalen Grant	6-3	285	Jr.
	72	Cade Zimmerly	6-1	295	So.
	or 51	Cedric Dunbar II	6-5	325	Jr.
C	55	Jakari Robinson	6-1	310	Sr.
	77	Jalen Grant	6-3	285	Jr.
RG	64	Bronson Warner	6-3	305	So.
	72	Cade Zimmerly	6-1	295	So.
RT	50	Alex Wollschlaeger	6-7	290	So.
	51	Cedric Dunbar II	6-5	325	Jr.
TE (A)	88	Christian Sims	6-4	240	Sr.
	44	Harold Fannin Jr.	6-4	230	Fr.
	or 9	Griffin Little	6-4	240	So.
QB	3	Matt McDonald	6-3	210	Sr.
	12	Camden Orth	6-3	230	Jr.
	6	Drew Gunther	6-3	215	Jr.
TB	19	Ta'ron Keith	5-10	195	So.
	28	Jaison Patterson	6-0	220	So.
	or 5	Nick Mosley	5-10	200	So.
TE (Y)	10	Levi Gazarek	6-5	250	So.
	89	Andrew Bench	6-5	250	Jr.
WR (Z)	1	Odieu Hiliare	6-0	180	Sr.
	85	Cavon Croom	6-0	195	Sr.
	18	Austin Osborne	6-2	210	Sr.

DEFENSE (Multiple)

Pos	No	Name	Ht	Wt	Yr
DT	56	Walter Haire	6-3	275	Sr.
	60	Dontrez Brown	6-3	295	Jr.
NG	54	Anthony Hawkins	6-2	290	Jr.
	35	Billie Roberts	6-5	290	So.
DE	11	Karl Brooks	6-4	300	Sr.
	33	Jordan Porter	6-4	260	Jr.
RLB	6	Bryce Brand	6-0	250	Sr.
	14	Demetrius Hardamon	6-4	235	Sr.
	or 30	Cashius Howell	6-4	235	R-Fr.
WLB	23	Darren Anders	6-0	230	Jr.
	12	JB Brown	6-2	230	Jr.
MLB	2	Brock Horne	6-1	235	Jr.
	or 17	DJ Taylor	6-1	235	Sr.
	24	Diego Neri	6-2	235	So.
SLB	9	Blaine Spires	6-2	240	Jr.
	13	Charles Rosser	6-3	220	So.
LC	4	Deshawn Jones Jr.	5-11	180	So.
	10	Jordan Oladokun	6-0	185	So.
BS	3	Chris Bacon	6-1	195	Sr.
	26	Davion Daniels	6-0	190	Jr.
	or 32	Patrick Day	5-11	190	Jr.
FS	0	Jordan Anderson	5-10	200	Sr.
	8	Trent Simms	6-0	205	So.
RC	10	Jordan Oladokun	6-0	185	So.
	18	Jalen Burton	5-10	190	So.

SPECIAL TEAMS

P	99	Sami Sir	6-2	210	Fr.
	93	Mason Lawler	6-3	220	Sr.
PK	93	Mason Lawler	6-3	220	Sr.
	35	Owen Rozanc	5-11	190	Sr.
KO	93	Mason Lawler	6-3	220	Sr.
	35	Owen Rozanc	5-11	190	Sr.
Hold	43	Jack Sauder	5-10	175	So.
	99	Sami Sir	6-2	210	Fr.
LS	47	George Carlson	6-1	215	R-Fr.
	42	Dominic Konopka	6-0	225	Fr.
PR	8	Jhaylin Embry	6-0	180	So.
	or 14	Jake Rogers	5-9	180	Jr.
KOR	19	Ta'ron Keith	5-10	195	So.
	5	Nick Mosley	5-10	200	So.