



London Borough of Harrow
Indoor and Outdoor Sports
Facilities Strategy 2024-2037

Contents

	Page
Section 1 - Introduction	<u>3</u>
Section 2 - Part one: Playing Pitch Strategy	<u>18</u>
- Part two: Built Facilities Strategy	<u>42</u>
Section 3 - Strategic Recommendations	<u>96</u>
Section 4 - Action Plan	<u>101</u>
Section 5 - Summary	<u>107</u>

Appendices:

Appendix A – Assessment of Needs Report Cricket

Appendix B – Assessment of Needs Report Football

Appendix C - Assessment of Needs Report Hockey

Appendix D - Assessment of Needs Report Rugby

Appendix E – Sport England FPM reports: Swimming Pools and Sports Halls

Appendix F – Sports Clubs' Aspirations

Appendix G – National, Regional and Local Planning Policies

Appendix H – Action Plan

1. Introduction – Brief, Scope, Vision and Aims

1.1 Background

The new Harrow Indoor and Outdoor Sports Facilities Strategy 2024-2037, produced in line with Sport England’s latest guidance, forms the updated evidence based to the previous Indoor Sports Facility Strategy 2018 and the Outdoor Sports Strategy 2012.

Continuum Sport and Leisure were commissioned by the Council to lead on the production of the new strategy, following the Sport England process which has been agreed by all the key indoor and outdoor national governing bodies of sport. Each authority in the country is encouraged to produce this evidence base to inform future decisions regarding the demand and supply of existing and new playing pitches and built sports facilities in a given area. The strategy documents inform an action plan which details potential facility developments based on the demand and supply analysis. This action plan will be reviewed and amended, in partnership with stakeholders and the Strategy Steering Group where necessary on an annual basis.

Information on the supply of facilities contained in the strategy is generated through standard facility audits. This is used for all types of facility from park to elite sport, with the findings then corroborated by the relevant national governing body of that sport. Information on the demand for facilities is generated from surveys of current and potential users including local sports clubs as well as affiliation data provided by the relevant governing bodies of sport and facility booking records where available. The Council’s Culture and Leisure Service has provided context and a local perspective on the overarching vision and principles driving the strategy and the outcome objectives.

The resulting action plan is a guide on how enhanced and new facilities might be developed, pending viability testing, funding confirmation and

planning permission where necessary. It also aligns where they might be developed and the lead organisation to meet the identified demand, exploit opportunities that may arise and provide sustainable management and operational models.

Often projects are delivered through the Council or the sport's governing body engaging with voluntary, education or commercial partners and given the on-going financial challenges for the public sector and the increasing demands Councils are under for all of their services, especially housing and social care it will not be possible to deliver or support all of the sport specific investment needs identified within this strategy without external funding.

Each potential project identified in the action plan will be reviewed and re-evaluated considering the situation at the time. The strategy and action plan provide an overview of the position at the time of writing, factors on both the demand and supply side may change as well as the cost and viability of any project. The strategy should be reviewed and updated annually to ensure it is as up to date as possible when any individual project is being considered during the life of the strategy.

In November 2022, The Council set a new vision: Restoring Pride in Harrow and 3 new Council priorities being:

- A council that puts residents first
- A borough that is clean and safe
- A place where those in need are supported.

Through the implementation of this strategy, the Council has a major role to play in providing access to sporting opportunities at a cost that is acceptable to the wider community. The council is a direct provider of entry level facilities such as free to use recreational spaces as well as pay and play summer and winter sports pitches, park tennis courts and leisure facilities with changing and toilet facilities to allow clubs to play competitively.

At the very top level, professional sports clubs based in the borough provide facilities catering for elite sport.

The strategy document comprises two parts – Playing Pitch Strategy (part 1) and Built Sports Facilities (part 2) – each with an action and implementation plan. The vision and key objectives for the new Harrow Indoor and Outdoor Sports Facilities Strategy 2024-2037 is outlined in section 1.4.

1.2 Why the Strategy Has Been Developed

Alongside the need for the Council to ensure an up-to-date evidence base and need within the local plan, the purpose of the strategy is to support the Council’s overarching principles of positively shaping the future of Harrow. The Sports Facilities strategy provides the strategic direction to Restore Pride in Harrow by improving Harrow’s sports infrastructure. The implementation of the action plan will help deliver the sporting facilities to improve health and well-being and deliver the corporate priority of being “a place where those in need are supported”.

A key part of the future provision is the Council’s important direct and indirect contribution to improving health and increased physical activity levels of Harrow residents. The strategy will assist in establishing how to best meet the current and future health and wellbeing needs of Harrow’s community clubs, organisations and residents, contributing to the priority of making Harrow a better place to live and work.

Harrow Council’s main reasons for producing this updated strategy and associated action plan are detailed below:

- o Enable and promote a network of accessible sports facilities across the borough maintaining and enhancing the borough’s built and green infrastructure.
- o Develop a hierarchy of appropriate quality facilities provided by a range of organisations.

- o Work with commercial and community partners and national governing bodies to enable and secure the development and long-term management as well as financial viability of indoor and outdoor sport facilities across the borough
- o Seek to maximise the opportunities which may arise to develop sports facilities as part of wider regeneration, education or place-based projects.
- o Provide robust evidence case to inform the Harrow Local Plan, and planning policy decisions regarding the protection, enhancement and provision of indoor and outdoor sports facilities
- o Provide the evidence base to secure developer contributions to enable the development of sports facilities to benefit residents.
- o Identify priorities for sports and leisure infrastructure spend
- o Identify and bid for external funding to support the development and delivery of new sports facilities in Harrow
- o Use the benefits of sport to bring communities together to make them stronger, reducing inequality and celebrating diversity
- o Promote indoor and outdoor sports as a key enabler to healthy and active lifestyles.

1.3 Improvement Projects Achieved

The council have achieved a number of projects since the last strategy which includes:

- o New bike pump track at Kenton Rec. Ground.
- o 8 new fine turf cricket pitches in the area and one additional non-turf pitch.
- o New full sized 3G artificial turf pitches have been provided at Bannister Sports Centre, The Hive London (3rd pitch) and Tithe Farm Sports & Social Club, as well as small sided provision at Harrow High School and Centenary Sixes.
- o Improvements to natural turf football pitches at Bannister sports Centre and Headstone Manor Rec. Ground.

- The John Lyon School developed a new sand dressed hockey pitch which provides a home facility for Harrow Hockey Club.
- The refurbishment of the park tennis courts and implementation of online booking and gate access system in all 13 sites (in progress).

1.4 Vision and Key Objectives

The vision for the Harrow Indoor and Outdoor Sports Facilities Strategy is to facilitate the creation of a sporting infrastructure across Harrow that provides residents of all ages, abilities and backgrounds with the opportunity to be active and participate in indoor and outdoor sports and recreational activities.

The 5 key objectives of the Harrow Indoor and Outdoor Sports Facility Strategy are as follows:

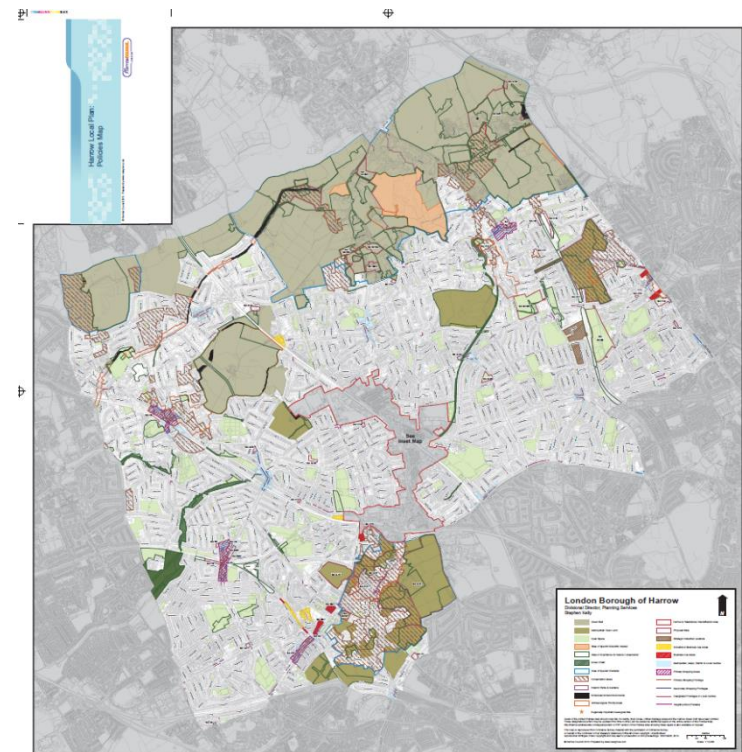
1. Improving health and well-being and reducing health inequalities by increasing participation in sport and physical activity in the borough, ensuring facilities for indoor and outdoor sports are of the appropriate quality and are available and accessible. This will support the delivery of Harrow Council’s Corporate Priority that Harrow is ‘*a place where those in need are supported*’.
2. To provide an evidence base and clear priorities for improving present provision and supporting/providing justification for new provision to inform spatial planning policy and decisions and responses to future planning applications, capital investment plans and external funding bids for new and/or enhanced indoor and outdoor sports facilities.
3. To inform the most efficient management and maintenance of playing pitch provision.
4. Development of an Action Plan and a list of key priorities which will help to meet any current deficiencies and provide for future demands.
5. To identify potential alternatives to the supply of provision e.g., educational sites.

Any projects taken forward or supported will be assessed against the Council’s Corporate priorities as well as these 5 key objectives.

1.5 The Extent of the Study Area

The study area will cover the entirety of Harrow. An important part of the Strategy will be to identify future need for pitch provisions and facilities based on population growth and areas of housing growth. Of note there are also sports teams from inside Harrow that use facilities outside of the borough boundary and others that travel from outside the borough to use Harrow facilities. This cross-boundary movement has been taken into consideration when considering future needs for each particular sport both in terms of facilities but also community sporting needs for Harrow residents.

**Figure 1.1 –
Map
of
Harrow**



1.6 The Approach to Developing the Strategy

The strategy aims to be robust, based on local needs (currently and projections to 2037), and deliverable. This objective is assured by adhering to the 'ten steps' advocated in the current Sport England's 'Playing Pitch Strategy Guidance' and the 'Assessing needs and opportunities guide for indoor and outdoor sports facilities'. This guidance is detailed below.

Stage A - Step 1: Prepare and tailor the approach

Stage B - Step 2: Gather supply information and views
- Step 3: Gather demand information and views

Stage C - Step 4: Understand the situation at individual sites
- Step 5: Develop the current and future pictures of provision
- Step 6: Identify the key findings and issues

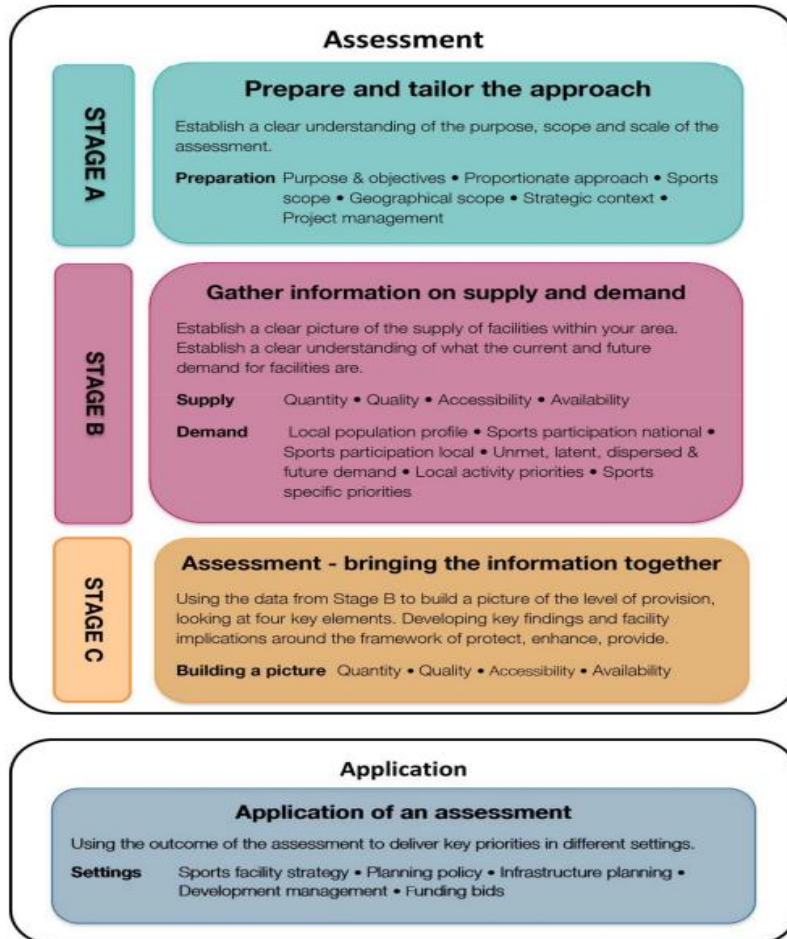
Stage D - Step 7: Develop the recommendations and action plan
- Step 8: Write and adopt the strategy

Stage E - Step 9: Apply and deliver the strategy
- Step 10: Keep the strategy robust and up to date.

Figure 1.2 - Ten Stage Approach to a PPS



Figure 1.3- Assessing needs and opportunities guide for indoor and outdoor sports facilities (ANOG)



Stage A – Prepare and tailor the approach: Establish a clear understanding of the purpose, scope and scale of the assessment

Stage B – Gather information on supply and demand: Establish a clear picture of the supply of facilities within the area and the current and future demands for facilities.

Stage C – Assessment – Bringing the information together: Using the data from Stage B to build a picture of the level of provision, looking at four key elements. Developing key findings and facility implications around the framework of protect, enhance, provide.

Application – Application of an assessment: Using the outcome of the assessment to deliver key priorities in different settings.

National Policy Adherence

There is also a need to adhere to the National Planning Policy Framework (NPPF). Para 98 of the NPPF states: *“Planning policies should be based on robust and up-to-date assessments of the need for open space, sport and recreation facilities (including quantitative or qualitative deficits or surpluses) and opportunities for new provision. Information gained from the assessments should be used to determine what open space, sport and recreational provision is needed, which plans should then seek to accommodate”.*

Sport England’s guidance highlights the importance of undertaking detailed assessments of sports facility needs and the benefits of sports and physical activity within local authority areas (as well as considering the range of possible options and scenarios for meeting priority needs and achieving positive outcomes identified through this process), before making recommendations for future action.

Specifically, the guidance recommends that local authorities:

1. *Recognise and give significant weight to the benefits of sport and physical activity.*
2. *Undertake, maintain and apply robust and up-to-date assessments of need and strategies for sport and physical activity provision, and base policies, decisions and guidance upon them.*
3. *Plan, design and maintain buildings, developments, facilities, land and environments that enable people to lead active lifestyles.*

The guidance published by Sport England also advocates that strategic recommendations and action planning consider the following hierarchy of needs:

1. **Protect** existing sports facilities where these are sustainable and continue to perform a valuable role in meeting community needs;
2. **Enhance** existing facilities that meet these criteria but need improvement to continue to be of value; and, lastly,
3. **Provide** new or extended facilities where there is found to be substantial unmet needs currently or predicted for the future.

1.7 Tailoring the Approach - What makes the study area different?

There are a number of sport specific issues which the Council had consulted with the leading NGBs on prior to the commencement of this strategy, these include:

- o Tennis – lack of floodlighting at a number of key sites hinders activity and participation.
- o Football – a large number of smaller clubs and individual teams within Harrow.
- o Cricket – well used pitches and a strong cricket structure, however quality of pitches and ancillary facilities need to be updated.

- o Access to education sites for indoor sports remains a key challenge, as for most local authorities.
- o Imported demand from outside of London coupled with the pressure on land for development within the urban fringe requires consideration for future provision and meeting demand for sport and physical activity.

Population Profile and Growth

The retention, and development opportunities, of new facilities in Harrow will need to address the needs of the borough's population, both current and forecasted. Findings from The Greater London Authority (GLA) 2020 population projections help to enable future planning for local populations in London. These figures state Harrow's population is projected to grow by just over 5% from 2021 to 2040 from 250,367 to 262,968. This increase of population indicates that the current provision of facilities for sport, physical activity, and recreation in Harrow will be under pressure in the coming years as this growth occurs.

Based on the GLA's 2020 mid-year population estimates, 50.3% of residents in Harrow are male and only 16.4% of residents are aged 65 or over. The first release of the Census 2021 data shows that Harrow's population is significantly higher than the predicted figures and was recorded as 261,300 people (50.7% female, 49.3% male), an increase of 9.3% since 2011 Census. Harrow is a largely diverse area with the majority of residents being from ethnic minorities (63.5%), where ethnic minority is defined as all people who are non-White British. The 2021 Census recorded the largest ethnic group in Harrow as Asian (Asian, Asian British, Asian Welsh) at 45.2% of residents.

Health

It is useful to understand the health profile of Harrow both in regard to identifying health issues which investment into provision can contribute to addressing, as well as understanding the propensity of a local population to be active. Harrow's Local Authority Health Profile (statistics ranging from

2017 to 2022) states that the health of residents is better than the national average with a higher life expectancy for both men and women.

Figure 1.4 provides an overview of the performance of Harrow across several Department of Health key health indicators in comparison with regional and national averages. Where figures for Harrow are highlighted in red, they are worse than the regional average.

Figure 1.4 Table of health indicators in Harrow and England

Indicator	Harrow	London	England
Deprivation (IMD Score)	15.0	21.8	21.7
% Children in low-income families (U16)	15.4	16.4	19.9
% Overweight children (including obesity (Year 6))	25.1	25.8	23.4
% Physically active adults	62.0	66.8	67.3
% Obese or overweight adults	55.2	55.9	63.8
% Estimated diabetes diagnosis rate	89.1	71.4	78.0
Life expectancy: male	82.2	80.3	79.4
Life expectancy: female	85.7	84.3	83.1
Under 75 mortality rate: cardiovascular	62.1	74.3	76.0
Under 75 mortality rate: cancer	79.9	110.2	121.5
% Estimated adult prevalence of common mental disorders (16+)	15.6	19.3	16.9

Figure 1.4 shows that Harrow performs well in comparison to the regional and national averages with scores that are above the regional average for ten out of eleven health indicators. However, the percentage of physically active adults is worse than the regional and national average. Therefore, it is vital that facilities for leisure are built so they can help contribute to maintaining the positive indicators shown and reducing the levels of inactive adults. According to Sport England, sport and physical activity can help with several different physical and mental issues including reducing the risk of diabetes, heart disease, depression and many more health indicators listed previously. Therefore, by improving the indoor and outdoor sports facilities

in Harrow, the residents will have more access to the opportunity of bettering their health.

Deprivation

When planning for new provision for sport and recreation, it is important to consider deprivation levels within the borough and the surrounding catchment area. Deprivation and the social and economic factors behind the figures directly affect the propensity and ability of the catchment population to access and use facilities and be active. Investment into community facilities can also form an important element of the regeneration of deprived areas. An awareness of how deprivation affects a local population can also influence how activities are delivered and what type of initiatives are launched to increase participation.

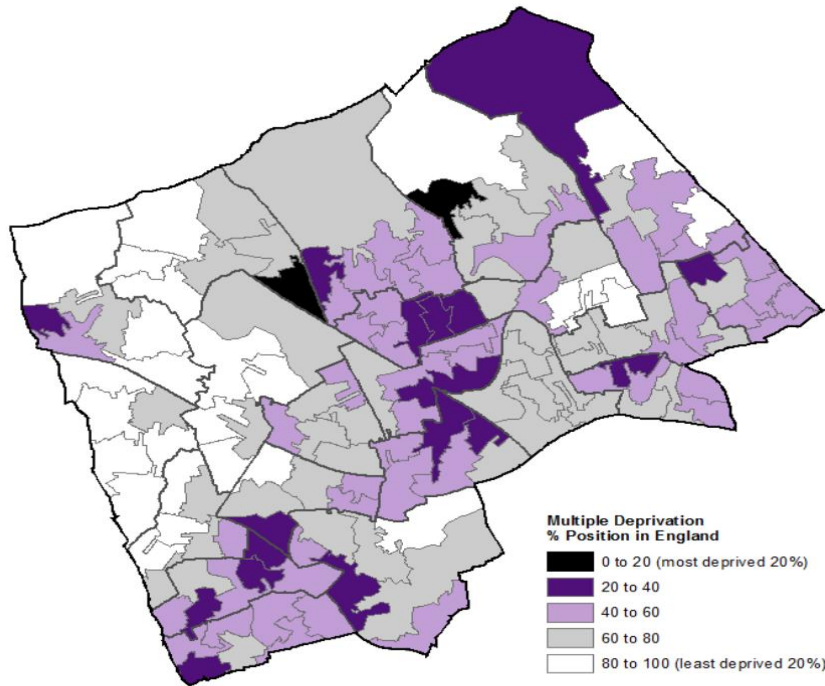
Figure 1.5 below illustrates Harrow’s deprivation rank nationally and regionally for the years 2015 and 2019. As shown on the table, for both England Rank and London Rank, Harrow’s deprivation rank has decreased from 2015 to 2019 (where rank 1 is most deprived), signaling a trend of slight decline across Harrow for those years.

Figure 1.5 Harrow National and Regional Deprivation rank

	Harrow 2015 Rank	Harrow 2019 Rank
England Rank	213/326	207/317
London Rank	28/33	27/33

Figure 1.6 shows a ward map of Harrow and the relative Indexes of Multiple Deprivation. Understanding the locations of the areas with the highest levels of deprivation will assist in indicating where valuable community leisure assets are currently based and serving those communities most in need as well as inform decisions on future investment that can add to and serve those areas which are key outcomes of the overall approach to this borough wide strategy.

Figure 1.6 Levels of deprivation across Harrow by wards



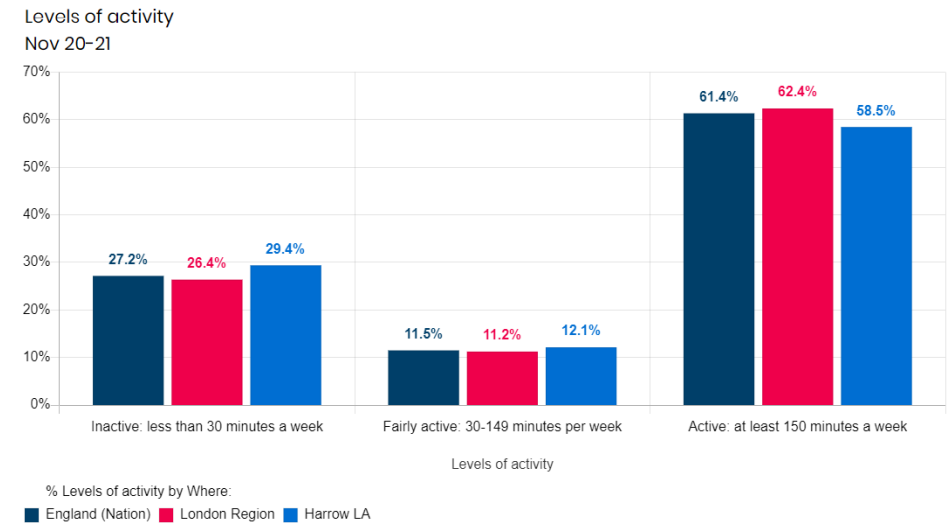
The two most deprived areas on the map (covered in black – most deprived lower super output areas within the top 20% in England) are within Stanmore Park and Hatch End. The wards in Harrow with the highest rates of health deprivation, are Greenhill followed by Wealdstone. The location of facilities within and adjacent to these neighbourhoods is an important consideration.

1.6 Tailoring the Approach - How does the population participate?

Figure 1.7, taken from Sport England’s latest Active Lives Survey results (November 2020 – November 2021), show that more adult residents of the

borough (aged 16+) are physical ‘inactive’ (29.4%) compared to the national average (27.2%) and the regional average (26.4%). As well as, a lower percentage (58.5%), being classed as ‘active’ than the regional (62.4%) and national averages (61.4%).

Figure 1.7 Levels of Activity



Regular participation – defined in the survey as participation at least twice in the last 28 days – is also lower among adults in Harrow (73.4%) than across London and nationally (75.6%) as shown in Figure 1.8 below.

Figure 1.8 Participation in the last 28 days

Participation in the last 28 days
Nov 20-21

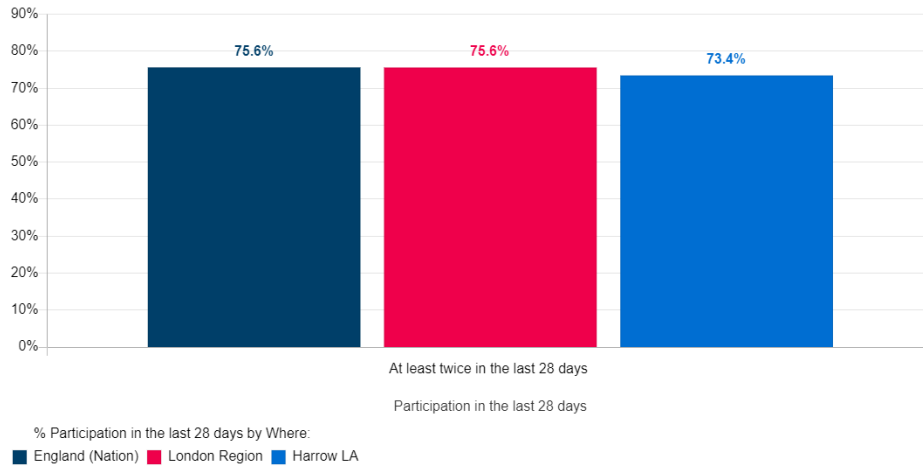
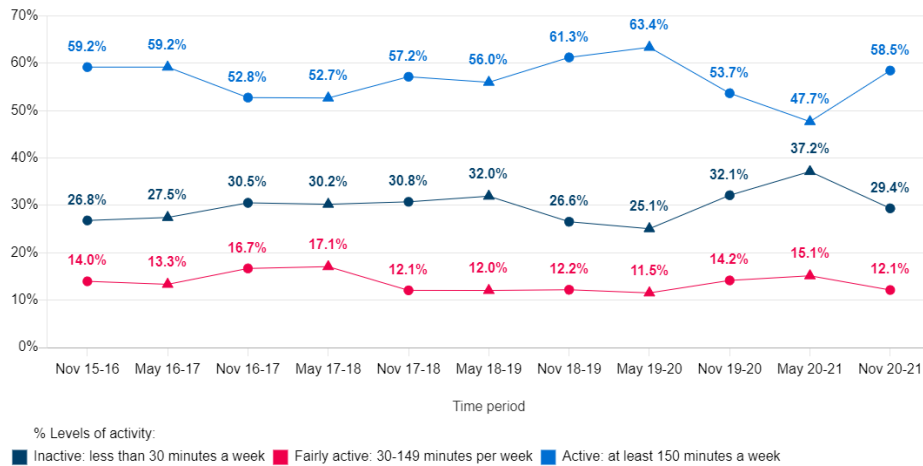


Figure 1.9 Levels of activity Participation Trends

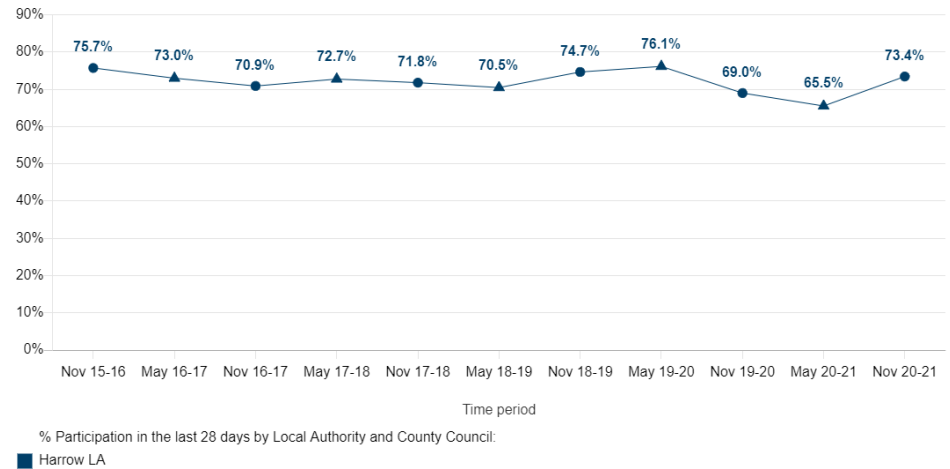
Levels of activity – Local Authority and County Council
Harrow LA



The proportion of adults in the borough classed as ‘Active’ (at least 150 minutes a week) has decreased by 0.7% (from 59.2% to 58.5%) since Nov 15-16. Over the same period, the figure for ‘inactive’ (less than 30 minutes a week) has increased by 2.6% (from 26.8% to 29.4%). Regular adult participation (at least twice in the last 28 days) has decreased since Nov 15-16 from 75.7% to 73.4%, a decrease of 2.3%.

Figure 1.10 Regular Participation Trends

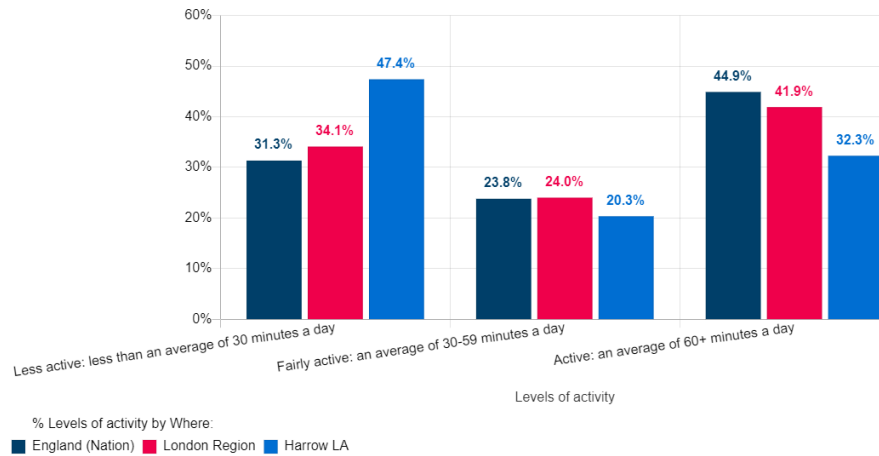
Participation in the last 28 days – Local Authority and County Council
At least twice in the last 28 days



Well over a quarter of adults in the borough (29.4%) were found to be ‘inactive’ in the 2021 ALS. This emphasises the importance of providing accessible and affordable facilities for sport and active recreation in Harrow.

Figure 1.11 Levels of Children’s physical activity

Levels of activity
Academic Year 19-20



The last available data on the Active Lives Children & Young People Survey for the area of Harrow is the 19-20 academic year. Data at a national level and regional level is available for the academic year 21-22 but does not include data at a local authority level. Overall, the level of activity of children in Harrow is significantly lower than the regional and national picture. 47.4% of children are ‘less active’ in Harrow comparing to 34.1% of children in London and 31.3% of children in England. There are also less ‘Active’ children in Harrow (32.3%) in comparison to the regional (41.9%) and national (44.9%) average.

Figure 1.12 Children’s physical activity during school hours or outside school hours

During school hours or outside of school hours activity
Academic Year 19-20

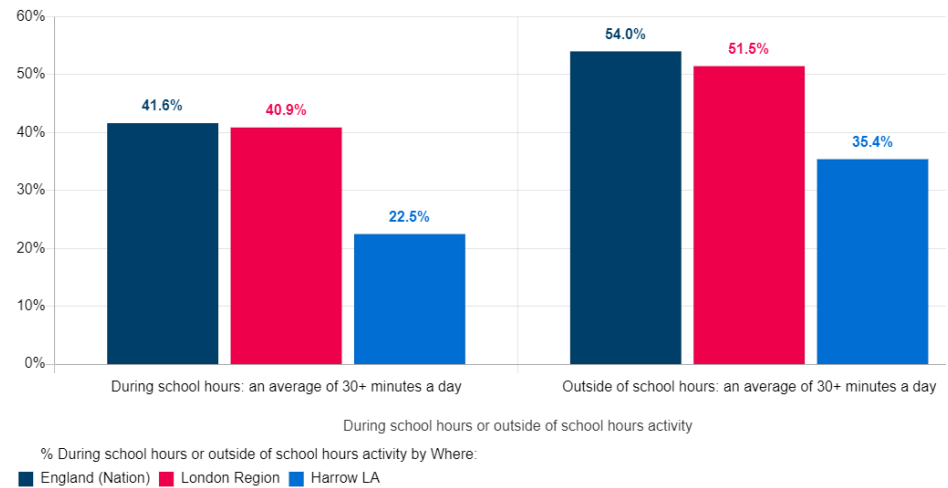
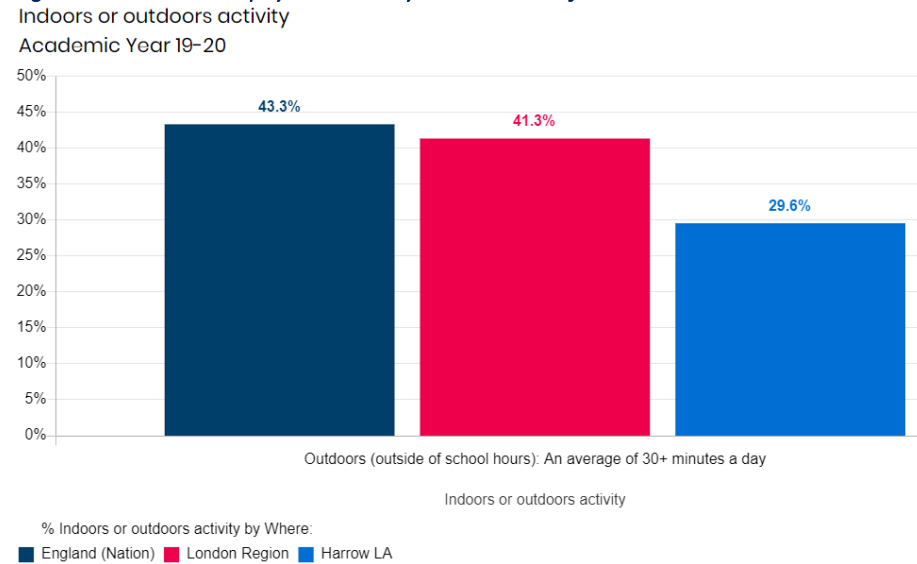


Figure 1.12 considers the extent of activity by children during school hours and outside of school hours. Similarly, to figure 1.11, this data shows that children in Harrow are participating significantly less in activity during school hours and outside of school hours than the regional and national averages.

During school hours, 22.5% of children participate in activity (30+ minutes a day), this is close to half the regional average (40.9%) and the national average (41.6%). Outside of school hours children’s activity in Harrow is 35.4%, this is also far lower than the average for children in London (51.5%) and the average for children in England (54%).

Figure 1.13 Children’s physical activity outdoor out of school hours



A similar analysis can be made from figure 1.13. An average of 29.6% of children in Harrow participate in outdoor activities outside of school hours, this is far lower than the regional (41.3%) and national (43.3%) averages.

The How Are You (HAY) Harrow survey of young people in 2022/23 found that one of the biggest barriers to participating in sports outside of school / college, was the lack of suitable spaces near to their home (18% of respondents) and cost (14% of respondents).

Club Survey Overview

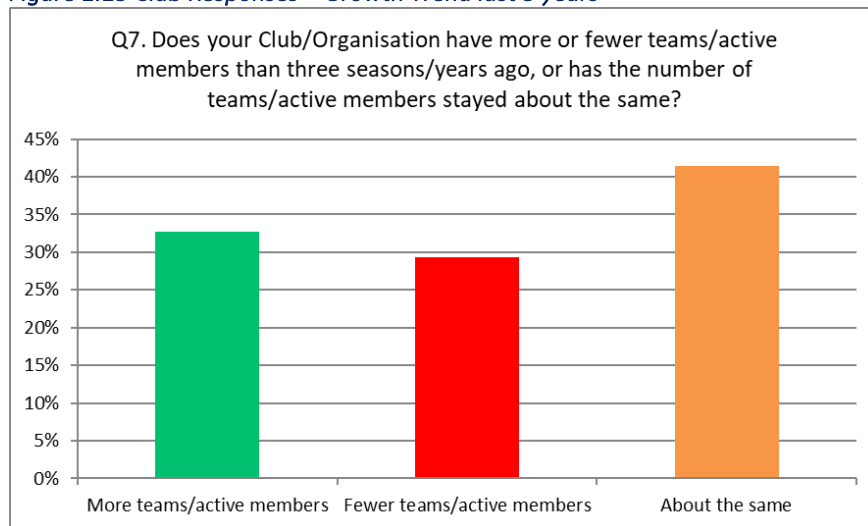
To understand the current landscape of clubs in Harrow, the demand and issues facing each specific sport covered within the strategy, data was collected from a survey which was distributed to the sports clubs in the borough. By analysing the data, it provides insight into whether the current level of provision for sport and physical activity is meeting the demands of these sports, the existing and latent demand for growth as well as potential priority project developments. A summary of the results of the club survey is provided below.

Figure 1.14 Club Responses – Spread of Responses

Answer Choices	Responses
Athletics	1
Basketball	2
Bowls	6
Cricket	14
Exercise, movement or dance	2
Football	15
Gymnastics	1
Hockey	1
Judo	2
Netball	1
Rugby Union	1
Rugby League	0
Squash	1
Swimming	3
Table Tennis	5
Taekwondo	1
Tennis	8
Volleyball	0
Other (please specify)	18
Answered	60

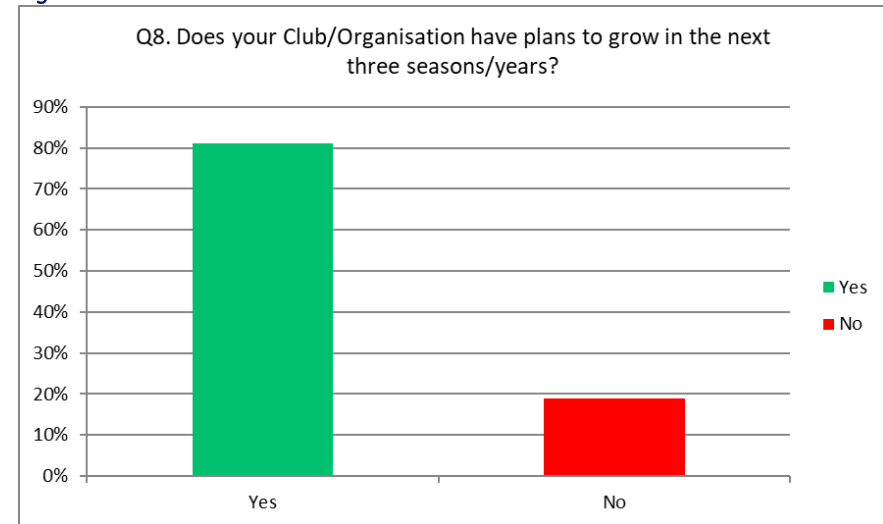
60 individual sports clubs responded to the invitation to complete the survey, these clubs are compiled of both indoor and outdoor sports. Figure 1.14 shows the spread of responses for each sport. Those selecting others included Badminton, Health related sports activities, Boxing, Trampoline, Bridge, Archery, Korfball, Cycling, Running and Skateboarding.

Figure 1.15 Club Responses – Growth Trend last 3 years



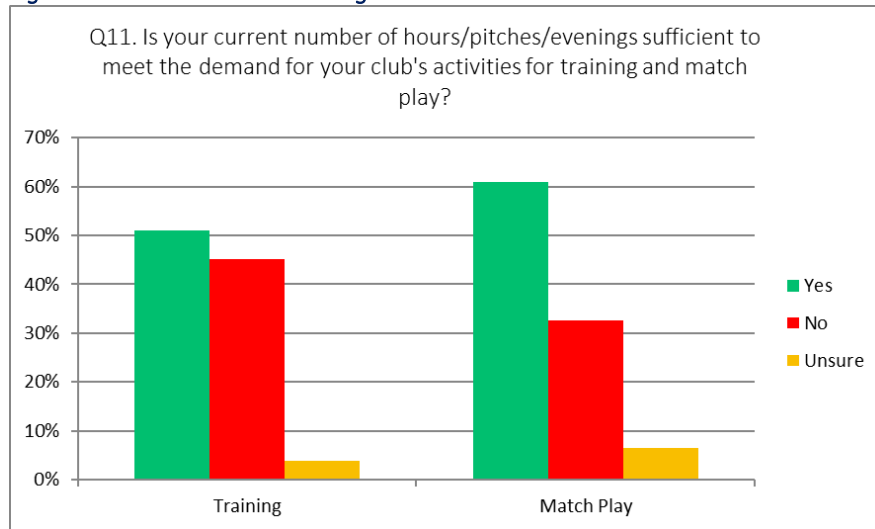
Despite the major restrictions on movement and temporary closure of sports facilities during the Covid pandemic, the sports clubs in the area have proved resilient with the majority reporting stable membership or growth currently compared to three years/seasons ago. Over 30% of clubs (19) have grown in the last three years.

Figure 1.16 Future Growth



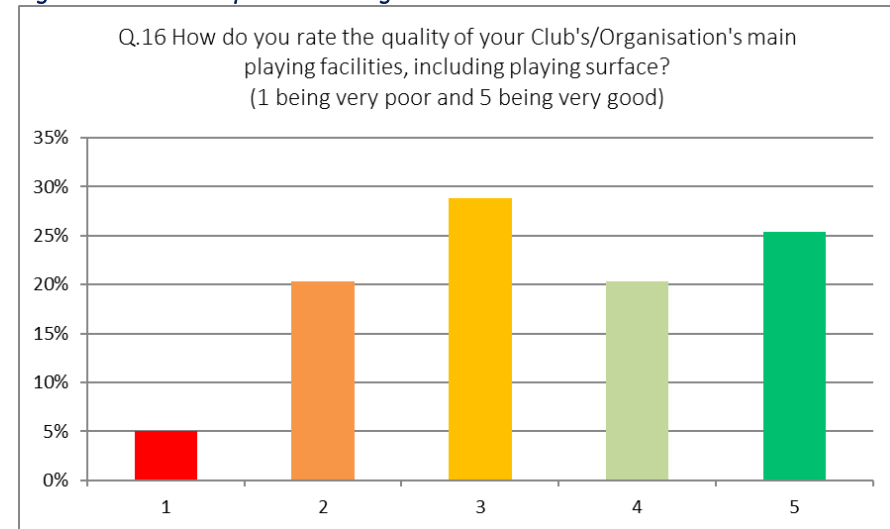
Looking to the future, the majority of clubs (48 clubs, 81.36%) surveyed were positive regarding plans for growth over the next three years/seasons, emphasising further the strength of the club sector in Harrow as well as likely rising demand. Whilst the rest of the respondents do not have any further plans to grow, there is a need to maintain the current provisions for these clubs to remain sustainable. Further sport and club specific needs are detailed in both the Playing Pitch Strategy and Built Facilities Strategy sections in the main strategy.

Figure 1.17 Club Needs – Meeting Demand



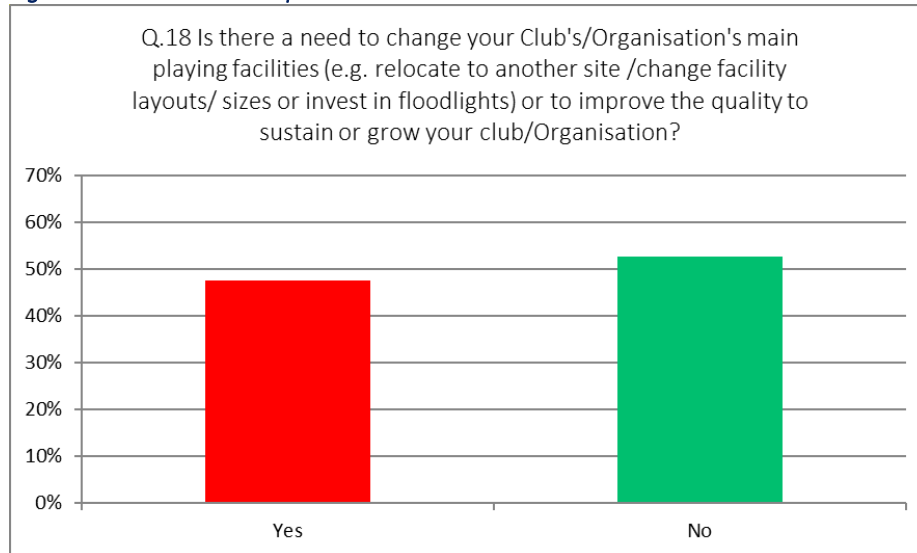
Just under half of all the clubs (23 clubs, 45.10%) stated that they do not have sufficient programming time available at the sporting venues they access to meet the current training demand from their memberships and nearly a third (15 clubs, 32.61%) highlighted the same issues for match play. This shows the supply or availability of facilities and resources are not meeting the current demands of all sports clubs, signaling a need to increase accessibility and capacity of sport facilities to cater for both current and future demand, particularly for training demand.

Figure 1.18 Club Response – Ratings



In terms of the quality of the stock of sports facilities available to the sports clubs in the area, 15 clubs (25.42%) of those surveyed rated the playing facilities they use as 'poor' or 'very poor' and 17 clubs (28.81%) as 'average'. Just under half of the clubs surveyed (27 clubs, 45.46%) consider their main playing facilities to be 'good' or 'very good'. Whilst this is a reasonably positive response, this set of data does reflect the need to upgrade facilities, improve maintenance and where possible enhance the facility stock within the borough. Site and sport specific venue needs are detailed further in the Playing Pitch Strategy and Built Facility Strategy sections.

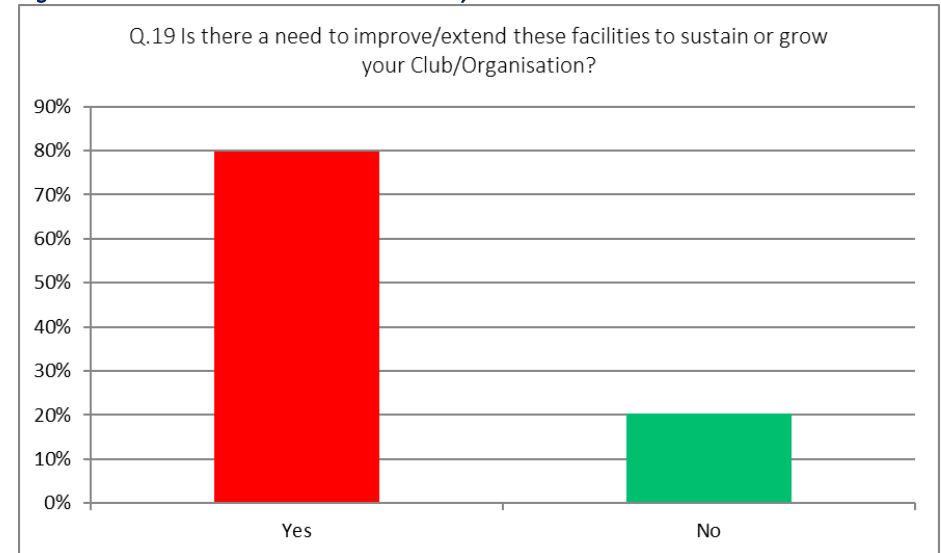
Figure 1.19 Main site – improvements



28 clubs (47.46%) of sport clubs believe they need a change or improvement to their main playing facilities to sustain or grow their club. This data shows that support is clearly needed for those clubs who are keen to promote growth and, in many cases, to ensure sustainability and longevity. Whilst the strategy will detail a number of enhancements and investment needs for sport and physical activity, the Council also acknowledges that in difficult financial times, the maintenance of the current stock of facilities is of prime importance as well as planning for the future.

The clubs surveyed cited a range of aspirations and facility needs to grow their clubs, individual club responses, from a range of sports, are included in Appendix F.

Figure 1.20 Club Growth and Sustainability



47 clubs (79.31%) responding consider they need to improve their facilities to sustain the appeal of their club to existing members and to attract new members. This is an evident issue for accommodating the growth of sports clubs as over 30% of sports clubs in the area have grown in the past three years, as identified in figure 1.15. Therefore, whilst a high majority of clubs are keen to expand further, there appears a link to the need to invest in the wider infrastructure for clubs such as ancillary / support facilities to support this. Further site and sport specific issues are detailed in the main strategy sections that follow.

Survey summary

Many clubs are looking to expand over the next three years, and they are reporting a need for further development of their facilities to achieve these goals. The data has shown that many clubs are not currently in the position they would like to be in and are not completely satisfied with the facilities that they have access to. Most clubs believe they are in need of funding to

grow for a range of reasons, many of which is linked directly to facilities and improving the accessibility of provisions for their members.

A few of the challenges surrounding the facilities in Harrow have been mentioned in the survey through an ‘additional comments’ question. Through these comments, it is clear that there are barriers surrounding the lack of facilities, preventing many clubs from growing and extending their offer. There are also challenges around the quality of facilities amongst sports clubs in Harrow and larger venues are in demand in the area as clubs grow their memberships and the need for more sessions increases. Further site specific and sport specific issues are picked up in the main strategy sections that follow.

1.7 Tailoring the Approach - Which sports to include?

The Council agreed that the sports facilities to be included in the Indoor Sports Facilities Strategy section are Swimming pools, sports halls (including indoor cricket nets), Health and Fitness Suites, Squash Courts, Indoor Tennis Centres, Indoor Climbing walls/centres, Gymnastic Centres and Indoor Bowls.

It was also agreed that the facilities to be included in the Outdoor Sports Facilities Strategy section are all weather Athletics tracks, Non-floodlit and floodlit 3G AGPs suitable for football and rugby, Floodlit sand dressed AGPs suitable for hockey, Cricket (fine turf and non-strips, outdoor nets), Outdoor playing pitches (including small-sided pitches), Bowls greens and Pétanque, Tennis courts (including Padel tennis – floodlit/non floodlit), Netball courts, Urban/Extreme sports (i.e. BMX facilities), MUGAs and informal facilities (i.e. outdoor gym equipment). Within these sports and facilities, the strategy seeks as far as is practicable, to include consideration of all forms of play, whether:

- Club and league based (formal) play and training (including reference to indoor nets for cricket),

- Less formal programmed forms of the respective sports (e.g., friendly and recreational game formats outside the sport’s governing bodies affiliated structures), and
- Un-programmed play by groups of residents, workers, students out of school.

1.8 Management and Delivery

The development of the strategy has been managed by the Harrow Indoor and Outdoor Sports Facilities Strategy Steering Group. Internal stakeholders within the steering group include representatives from Harrow’s department for Culture and Leisure, Parks, Planning, Public Health and the Leisure Contract Client.

The external stakeholders included in the Steering Group made up of representatives from Sport England, Football Foundation, Middlesex Football Association, Lawn Tennis Association, England Rugby, England Hockey, Middlesex Cricket, England & Wales Cricket Board, London Sport, England Netball, Swim England, England Athletics, British Gymnastics, England Boxing, British Judo, England Squash, Table Tennis England, Everyone Active (Harrow Council Leisure Operator) and Continuum Sport & Leisure Ltd, the consultants appointed to co-ordinate the strategy development to the point of the recommendations and action plan.

As part of the process the consultant team also consulted with the following other National Governing Bodies, UK Athletics, Bowls England, British Cycling, British Gymnastics, England Netball, Swim England, Table Tennis England and British Mountaineering Council.

The views of the National Governing Bodies consulted are reflected in the sport’s specific sections. Cricket, Football, Hockey and Rugby in the Playing Pitch Strategy Assessment of Needs Appendices and the others as part of the Built Facilities Strategy Section 2 - Sports Specific Analysis.



London Borough of Harrow
Indoor and Outdoor Sports
Facilities Strategy 2024 – 2037

Section 2 (part one) –
Playing Pitch Strategy

CONTINUUM
SPORT & LEISURE LTD

Contents

	Page
1 – Introduction	20
2 – Findings and facility needs	27
3 – Meeting the needs: ‘How to’ scenarios	33
4 - Recommendations by pitch sport	38
5 - Conclusion	41

1 - Introduction

This document is Part 1 of Harrow’s Indoor and Outdoor Facilities Strategy 2024-37 – the Playing Pitch Strategy (PPS). The PPS, when adopted, will replace the Council’s Outdoor Sports Strategy (2012).

Consistent with the previous Outdoor Sports Strategy this PPS includes consideration of facility supply, demands, accessibility and availability for the four primary playing pitch sports:

- Cricket
- Football
- Hockey
- Rugby

Within these sports, the strategy seeks as far as is practicable, to include consideration of all forms of play, whether:

- Club and league based (formal) play and training (including reference to indoor nets for cricket),
- Less formal programmed forms of the respective sports (e.g., friendly and recreational game formats outside the sport’s governing bodies affiliated structures), and
- Un-programmed play by groups of residents, workers, students out of school.

In accordance with the national guidance for the development of playing pitch strategies, Chapter 2 of the Harrow PPS sets out the findings of the assessment of needs for playing pitch facilities in the study area, both currently and in the future.

The findings are presented in summary format and should be read in conjunction with separate appendices for each playing pitch sport (Appendices A – D). These documents provide the findings of the detailed research and consultation undertaken to ensure that the facility needs findings summarised in Chapter 2 are fully robust.

The chapter concludes with recommendations for the protection and enhancement of existing facilities and for the provision of new facilities where considered necessary to address identified current or future needs to 2037.

Chapter 3 of this PPS sets a range of potential future change scenarios (e.g. loss of key playing pitch sites, new provision, substantial population growth in a particular area) and strategic scenarios for addressing identified needs (e.g. change of use from one pitch sport or pitch surface to another, greater community use of education playing pitches).

The PPS scenarios considered have emerged from discussion with the members of the Harrow Sports Facilities Strategy Steering Group and inform the policy recommendations and action plan that follow in Sections 3 and 4 of the overall Indoor & Outdoor Sports Facilities Strategy.

1.1 Trends in Participation in Pitch Sports

Nationally, Sport England’s Active Lives Survey (ALS) shows that self-reported regular participation (i.e., taking part at least twice in the last 28 days) in the leading playing pitch sports in England by adults (aged 16+) has generally recovered to pre covid levels (November 2021-2022).

- **Football** – has returned to pre covid levels of 4.4% from 3.2% in 2020/21. In the three years prior to Covid, regular adult football participation fell from 5.0% in 2016/17 to 4.4% in 2018/19.
- **Cricket** – has increased to 0.8% above pre covid levels of 0.7%, which matches its highest level of participation since ALS started recording figures in 15/16 at 0.8%. In the three prior to Covid, regular adult cricket participation was consistent at 0.7%.
- **Rugby Union** – has not fully recovered to pre covid levels of 0.5% but has increased to 0.4% from 0.3% in 2020/21. In the three years prior to

covid, regular adult participation dropped from 0.6% in 2016/17 to 0.5% in 18/19 was 0.5%.

- **Hockey** – has returned to pre covid levels of 0.3% from 0.2% in 2020/21. In the three years prior to covid, regular adult participation increased from 0.2% in 2016/17 to 0.3% in 2018/19.

In the ten years since the last playing pitch study was carried out in Harrow, there has been significant changes in the local picture of both pitch supply and pitch demand.

In the case of cricket, 8 new fine turf pitches and one additional non-turf pitch have been provided. Although the number of cricket clubs has reduced (from 28 to 23 with some smaller clubs folding due to losing players or key volunteers), there has been a significant increase in the overall number of cricket teams (from 125 teams to 167) due in large measure to growth in demand for non-traditional short form versions of the game. The largest growth has been in youth teams (+37 teams), with smaller increases in women's (+1 teams), girls (+3 teams), and mixed teams (+7).

Football pitch supply has undergone even greater change with the provision, since 2012, of new full sized 3G artificial turf pitches at Bannister Sports Centre, The Hive London (3rd pitch) and Tithe Farm Sports & Social Club, as well as small sided provision at Harrow School, The Hive London and Centenary Sixes. In terms of natural turf sites and pitches there has been a substantial reduction in the number of sites and pitches with community availability. This change is in part due to the changing patterns of demand for adult football and the increase in the supply of artificial pitches. Significant improvements have been made to natural turf pitches at Bannister Leisure Centre and Headstone Manor Rec. Ground.

The increase in the number of football teams over the ten years is approximately 12% (238 teams in 2022 compared to 213 in 2012) is mainly in youth teams and mini soccer teams (+43) with a decrease in adult teams (-14) which is a reflection of adult participation in football nationally.

The major change since 2012 for hockey in Harrow has been the development (in 2016) of a floodlit sand dressed hockey pitch at The John Lyon School with funding support from Sport England securing use for the Harrow Hockey Club. This has enabled growth of this key borough sports club which now has approximately 230 playing members (an increase of +50 since 2019/20 and the onset of the pandemic).

Rugby has had a change in the supply of rugby pitches with the loss of 2 grass pitches at Bannister Sports Centre, although one of these is due to be re-provided at Hatch End Playing Fields. The number of clubs (3) and adult men's teams (5) is unchanged. There has however been some growth in the minis and age grade sections at both Harrow RFC and Pinner RFC and development of opportunities for women and girls rugby is underway at the former club with support from Saracens and the RFU.

The Covid 19 pandemic and the resulting restrictions impacted very significantly on playing pitch sports in the 2020 season. However, demand had largely recovered to pre-pandemic levels by the end of 2022.

1.2 Natural Turf Playing Pitches

The sites with natural turf playing pitches in Harrow are listed in Figure 1.1.

Figure 1.1: Natural Turf Playing Pitch Sites – Football, Rugby & Cricket

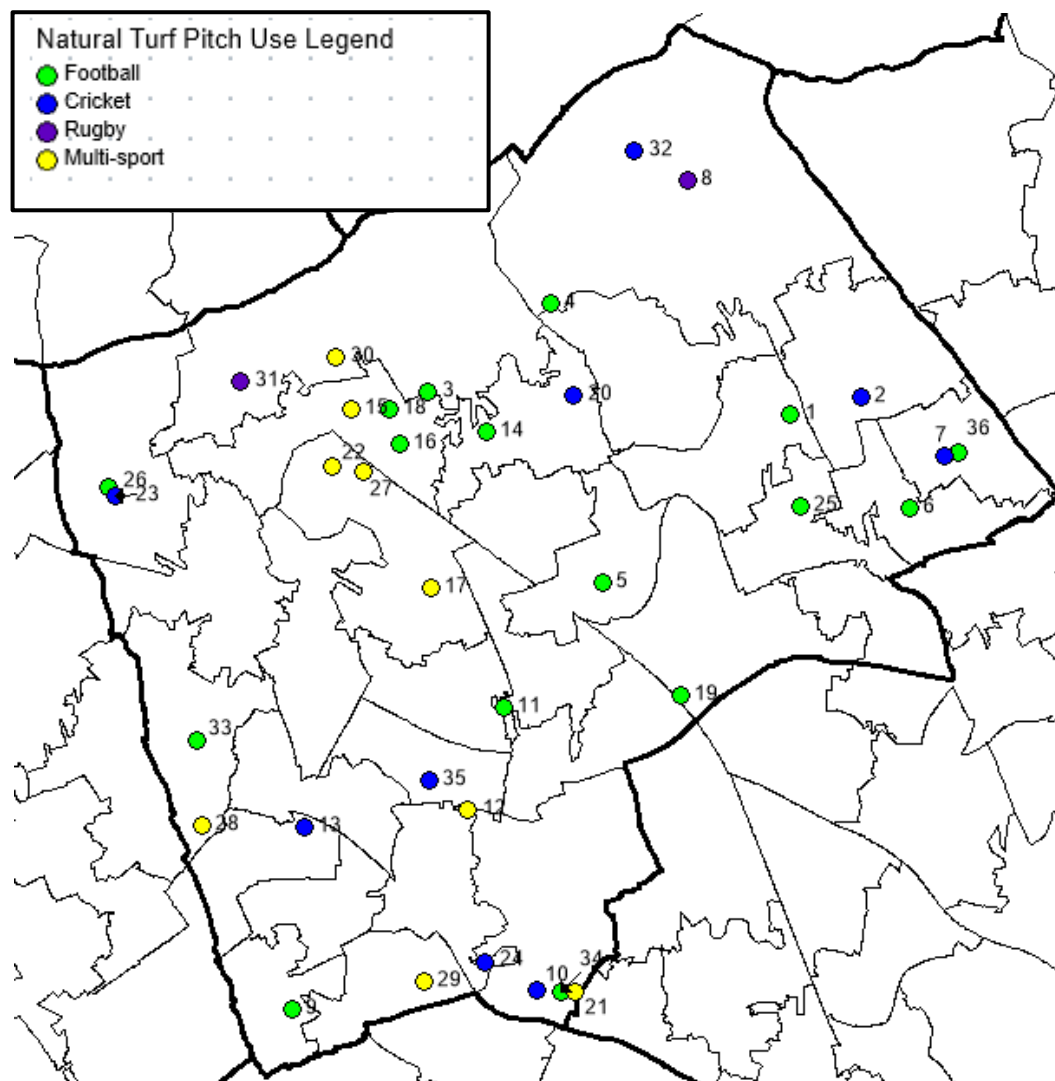
Map Ref.	Site Name	Postcode	Sports and no. of pitches
1	AVANTI HOUSE SCHOOL (Also known as WHITCHURCH PLAYING FIELDS)	HA7 2EQ	FOOTBALL (3)
2	ARNOLD HOUSE SCHOOL	HA8 6RH	CRICKET (2)
3	BANNISTER SPORTS CENTRE	HA3 6SW	FOOTBALL (4)
4	BENTLEY WOOD HIGH SCHOOL FOR GIRLS	HA7 3JW	FOOTBALL (1)
5	BYRON REC. GROUND	HA3 7FE	FOOTBALL (3)
6	CANNONS HIGH SCHOOL	HA8 6AN	FOOTBALL (1)
7	CHANDOS REC GROUND	HA8 6BX	CRICKET (1)
8	GROVE FIELD	HA7 4LF	RUGBY (3)
9	HARROW BOROUGH FOOTBALL CLUB	HA2 8SS	FOOTBALL (1)
10	HARROW CRICKET CLUB	HA1 3PP	CRICKET (2)
11	HARROW REC. GROUND	HA1 1PB	CRICKET (2), FOOTBALL (7)
12	HARROW SCHOOL (PHILATHLETIC GROUND)	HA1 4AD	CRICKET (5), FOOTBALL (1)
13	HARROW TOWN SPORTS CLUB	HA2 9TY	CRICKET (2)
14	HARROW WEALD REC. GROUND, (Also known as BOXTREE PARK)	HA3 6JY	FOOTBALL (5)
15	HATCH END PLAYING FIELDS	HA5 4DS	CRICKET (2), FOOTBALL (4)
16	HATCH END HIGH SCHOOL	HA3 6NR	FOOTBALL (1)
17	HEADSTONE MANOR REC. GROUND	HA2 6PX	CRICKET (3), FOOTBALL (5)
18	JOHN RUMNEY PLAYING FIELDS	HA3 6PU	FOOTBALL (6)
19	KENTON REC. GROUND	HA3 8AX	FOOTBALL (10)
20	KENTON SPORTS GROUND	HA3 6UB	CRICKET (3)

Figure 1.1: Natural Turf Playing Pitch Sites – Football, Rugby & Cricket

Map Ref.	Site Name	Postcode	Sports and no. of pitches
21	LONDON POST OFFICE SPORTS & SOCIAL ASS.	HA7 4LF	CRICKET (2), AMERICAN FOOTBALL (1)
22	MILLHILLIANS SPORTS GROUND	HA2 6NF	CRICKET (1), RUGBY (2)
23	MONTESOLE PLAYING FIELDS	HA5 3TB	CRICKET (1)
24	ORLEY FARM SCHOOL	HA1 3NU	CRICKET (1)
25	PARK HIGH SCHOOL	HA7 1PL	FOOTBALL (1)
26	PINNER WOOD SCHOOL	HA5 3RA	FOOTBALL (1)
27	RCT SPORTS AND SOCIAL GROUND	HA2 6NG	CRICKET (2), FOOTBALL (2)
28	ROXBOURNE PARK	HA5 1JF	CRICKET (1), FOOTBALL (2)
29	ROXETH REC. GROUND	HA2 8LF	CRICKET (1), FOOTBALL (2)
30	SADDLERS MEAD OPEN SPACE	HA5 4BT	CRICKET (1), FOOTBALL (2)
31	SHAFTESBURY PLAYING FIELDS	HA5 4PF	RUGBY (2)
32	STANMORE COMMON	HA7 4LB	CRICKET (1)
33	THE CROFTS PLAYING FIELD	HA5 1TR	FOOTBALL (3)
34	THE LYONIAN PAVILION	HA1 3PN	FOOTBALL (3)
35	WEST HARROW REC. GOUND	HA1 4DX	CRICKET (2)
36	WILLIAM ELLIS SPORTS GROUND	HA8 6ES	FOOTBALL (2)

Figure 1.2 shows the distribution of natural turf playing pitch sites across Harrow.

Figure 1.2 Map of Natural Turf Playing Pitch Sites



1.3 Artificial Turf Playing Pitches

Sites in Harrow with artificial grass playing pitches (and the sports the sites provide for) are listed in Figure 1.3.

For cricket, NTP means Non-Turf Pitch which is an artificial strip located adjacent to a fine turf table or as a standalone wicket instead of a fine turf wicket table, this type of facility is used mainly for junior and low level adult cricket.

Figure 1.3 - Harrow: ATP Sites

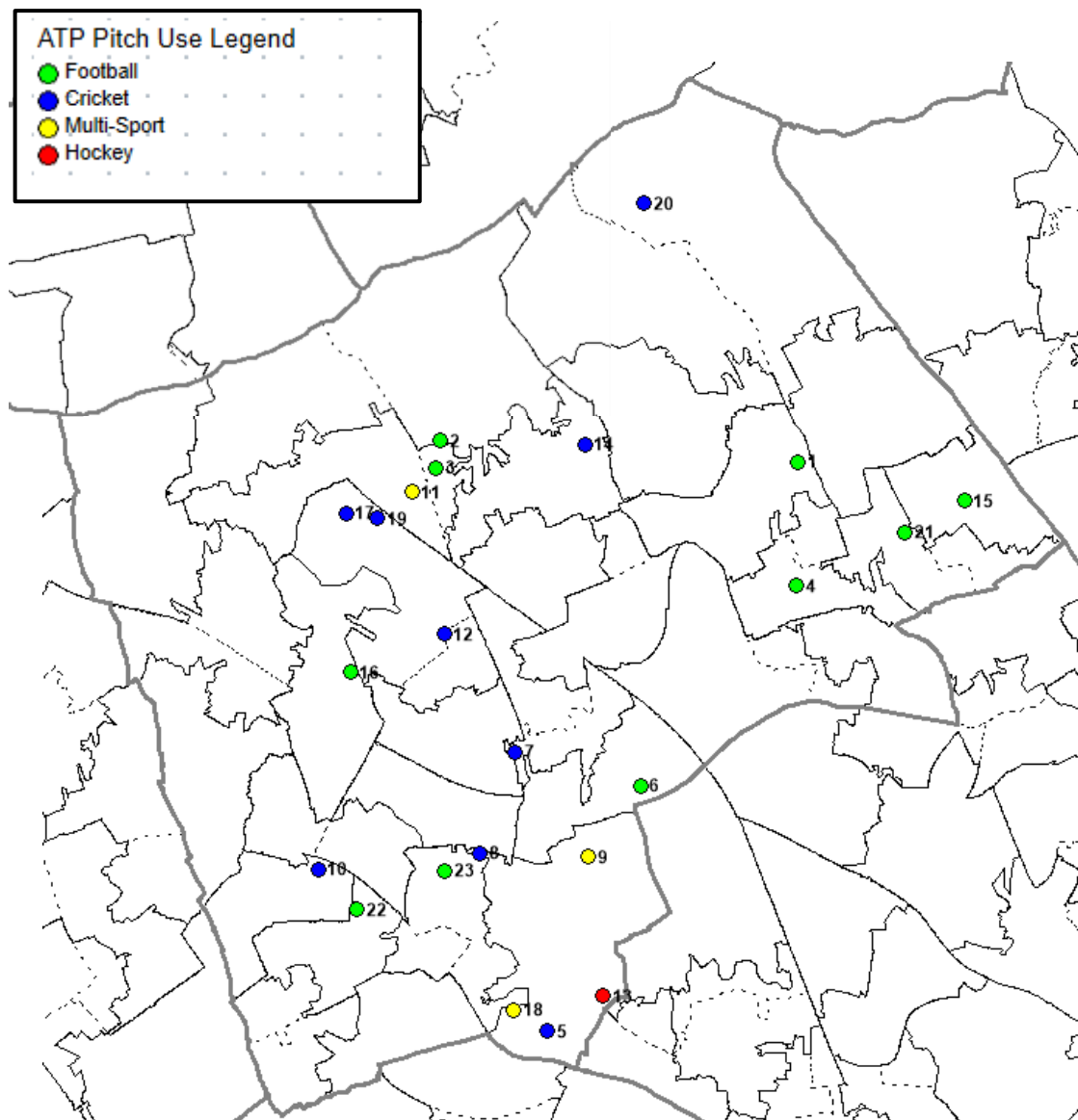
Map ref.	Site Name	Postcode	Type	Pitch Sports
1	AVANTI HOUSE SECONDARY SCHOOL	HA7 2EQ	3G	FOOTBALL
2	BANNISTER SPORTS CENTRE	HA3 6SW	3G	FOOTBALL
3	CEDARS MYPLACE YOUTH & COMMUNITY CENTRE	HA3 6QH	3G	FOOTBALL
4	CENTENARY SIXES	HA7 2NW	3G	FOOTBALL
5	HARROW CRICKET CLUB	HA1 3PP	NTP	CRICKET
6	HARROW HIGH SCHOOL (POWERLEAGUE)	HA1 2LS	3G	FOOTBALL
7	HARROW REC GROUND	HA1 1PB	NTP	CRICKET
8	HARROW SCHOOL (PHILATHLETIC GROUND)	HA1 4AD	NTP	CRICKET
9	HARROW SCHOOL SPORTS COMPLEX	HA1 3GF	3G & SAND	FOOTBALL, HOCKEY, RUGBY
10	HARROW TOWN SPORTS CLUB	HA2 9TY	NTP	CRICKET
11	HATCH END HIGH SCHOOL	HA3 6NR	SAND	FOOTBALL, HOCKEY
12	HEADSTONE MANOR REC. GROUND	HA2 6PX	NTP	CRICKET
13	JOHN LYON SCHOOL	HA1 3SB	SAND	HOCKEY

Figure 1.3 - Harrow: ATP Sites

Map ref.	Site Name	Postcode	Type	Pitch Sports
14	KENTON SPORTS GROUND	HA3 6UB	NTP	CRICKET
15	KRISHNA AVANTI PRIMARY SCHOOL	HA8 6ES	3G	FOOTBALL
16	NOWER HILL HIGH SCHOOL	HA5 5RP	3G	FOOTBALL
17	MILLHILLIANS SPORTS GROUND	HA2 6NF	NTP	CRICKET
18	ORLEY FARM SCHOOL	HA1 3PB	SAND, NTP	HOCKEY, CRICKET
19	RCT SPORTS AND SOCIAL GROUND	HA2 6NG	NTP	CRICKET
20	STANMORE COMMON	HA7 4LB	NTP	CRICKET
21	THE HIVE LONDON	HA8 6AG	3G	FOOTBALL
22	TITHE FARM SPORTS AND SOCIAL CLUB	HA2 0XH	3G	FOOTBALL
23	WHITMORE HIGH SCHOOL	HA2 0AD	3G	FOOTBALL

The locations of these artificial pitches showing their distribution throughout Harrow are in Figure 1.4.

Figure 1.4 - Distribution of ATP sites in Harrow





PPS Section 2 – Findings and Facility Needs

2 – Findings and Facility Needs

The key findings of the detailed Assessment of Need studies for the four major playing pitch sports played in Harrow are summarised in this chapter of the PPS leading to conclusions as to the playing pitch facility needs.

Detailed Assessment of Need reports of findings (covering Stages B and C of Sport England's Playing Pitch Strategy Guidance) and supporting site-specific audit reports have been checked and challenged by representatives of the relevant sport's governing bodies and are appended as follows:

- Appendix A: Cricket - Assessment of Need and Site Audit
- Appendix B: Football - Assessment of Need and Site Audit
- Appendix C: Hockey - Assessment of Need and Site Audit
- Appendix D: Rugby - Assessment of Need and Site Audit

This chapter provides an overall summary of supply, planned and proposed changes to supply, current and latent demand covering the following leading questions as part of the Playing Pitch Strategy methodology.

- What are the main characteristics of the current supply of and demand for provision?
- Is there enough accessible and secured community use provision to meet current demand?
- Is the provision that is accessible of sufficient quality and appropriately maintained?
- What are the main characteristics of the future supply and demand for provision?

- Is there enough accessible and secured community use provision to meet future demand?

2.1 Current supply and demand

The number of playing pitch sites and playing pitches in Harrow available for community use - both currently and in 2012 (the date of the previous Outdoor Sports Strategy) - are set out in Figure 2.1 below for each pitch type (natural turf and artificial turf) and for each of the playing pitch sports for which there is a current demand in the borough.

Figure 2.1 – Supply of Community Use Pitches and Sites

	No. of Sites		No. of Pitches	
	2012	2022	2012	2022
Cricket fine turf	19	19	28	38
Cricket NTP	10	12	11	12
Football grass	26	18	106	64
Football ATP ¹	6	13	8	29
Hockey ATP	1	3	1	3
Rugby grass	4	3	9	7
Rugby ATP	0	1	0	1
Gaelic Football ²	0	0	0	0
American Football grass ³	0	1	0	1

The main characteristic of the current playing pitch supply is the substantial reduction in the number of natural turf sites and pitches with community availability and use for football over the last ten years. This reduction is however offset to a large degree by the over threefold increase in the same

¹ All surface types & pitch sizes, with and without lights

² No GAA provision, Parnells GAA (based in LB Brent) youth section play at Harrow RFC

³ Wembley Stallions AF team plays on former rugby pitch at London Post Office SSA

period in the overall supply of artificial grass pitches (of all surfaces and sizes) available and used for community football and for hockey.

There has also been growth in the number of pitches available for cricket (both grass and artificial turf), transfer of use of a former rugby pitch to accommodate demand from American Football and the development of the first rugby compliant artificial grass pitch in the borough at Harrow School Sports Complex (although it should be noted the pitch is not registered for ‘contact’ rugby).

In terms of expressed demand, the main changes since the last assessment are the continued growth in playing pitch sports at community sports clubs by children (including girls, most particularly in the younger age groups) and in demand among adults for opportunities to play pitch sports recreationally outside the traditional sports club model, including informal participation in small sided and shorter game formats.

In terms of sports clubs and teams, the current picture of demand in the borough in comparison with the position in 2012 is shown in Figure 2.2 below. All the pitch sports have seen growth in overall playing numbers although there has been a fall in the number of adult men’s teams in football but growth in interest in the borough (as well as in neighbouring boroughs of Brent and Ealing) in American and Gaelic football.

Figure 2.2 – Community Demand for Pitches and Sites

	Clubs		Teams	
	2012	2022	2012	2022
Cricket	30	23	127 (74 men, 0 women, 53 junior)	167 (75 men, 2 women, 90 junior)
Football	51	50	213 (59 men, 1 women, 153 junior)	238 (43 men, 3 women, 192 junior)
Hockey	1	1	10 (2 men, 3 women, 5 junior)	13 (2 men, 2 women, 9 junior)

Rugby	3	3	5 men’s teams plus boys age grade and mixed minis at 2 clubs	5 men’s teams plus boys age grade and mixed minis at 2 clubs
Gaelic football	1	1	7 youth teams	9 youth teams
American football	0	1	0 (formed in 2013)	4 (1 men, 1 women, 2 youth)

2.2 Is there enough provision for current demand?

Cricket - The playing capacity of the available fine-turf pitches in Harrow does not meet the current demand from Harrow based clubs and teams, due to the significant increase in junior activity. A large number of sites in the borough are either overused or at capacity, and two clubs are forced to use facilities outside of the borough.

Football - For affiliated football, there is an insufficient supply of natural turf football pitches to meet current match play demand from Harrow based clubs and teams, which could be met by improving the quality of pitches and therefore playing capacity at key sites (e.g., Kenton Rec. and Harrow Rec.) and includes accounting for the new provision available at Bannister Sports Centre from 2023/24 season and pitch quality improvements in progress at Headstone Manor.

Demand pinch points are currently experienced by several clubs, particularly on Sunday mornings for match play and midweek early evenings for squad training. This is constraining the growth aspirations of these clubs and contributes to unmet demand, particularly for girl's football. If the AGPs at Whitmore High School and Avanti House 3G pitches were to be added to the FA Register and floodlights installed at Nower Hill High School and/or Krishna Avanti Primary School (subject to feasibility and planning) there

would be sufficient 3G FTPs within the borough to cater for all current teams training demand and demand for with match provision at weekends.

There is enough current provision for hockey.

The growth in demand in the borough for the minority pitch sports of American Football and Gaelic Football is accommodated by pitch sharing with rugby at Harrow RFC (Grove Field) which is resulting in overuse of these pitches.

2.3 Is the provision of sufficient quality?

In addition to the sharing of the Harrow RFC pitches which impacts adversely on grass pitch quality, over a third (40%) of the grass football pitches in the borough are of a poor-quality suffering from poor natural drainage and/or compaction of the ground limiting the playing capacity of these pitches. To address this issue on a large scale would require significant additional investment in maintenance works at the frequencies required to effectively aerate and de-compact the playing surfaces of the poor-quality natural turf pitches. Improvement of the natural turf pitches at Kenton Rec. and Harrow Rec. are priorities to support the growth and development of the youth clubs using the pitches. Additional informal play areas and MUGA's in parks could also help to reduce the wear of the formal pitches.

The delivery of the grass pitch improvements recommended by the Grounds Maintenance Association (through the Football Foundation's PitchPower pitch assessment reports) would go a long way to improving the playing capacity at selected club sites supported by funding from the Football Foundation's Grass Pitch Maintenance Fund.

The AGP provision is, in the main of sufficient quality, many with recently laid playing surfaces. The sand-based hockey ATP at Orley Farm School is an exception.

There are quality issues with several of the playing pitch sports pavilions which need to be addressed to better cater for demand particularly the forecast growth in demand for girls and women's football stimulated by the success and profile of the national team and the professional women's game. In particular, new provision is needed at Saddlers Mead Open Space and refurbishment at John Rumney Playing Fields, Kenton Rec. Ground and Roxbourne Park.

Similarly, there are a number of cricket sites where investment into pavilions is required including new provision at Montesole Playing Fields and Saddlers Mead Open Space and refurbishment to modernise facilities at Kenton Sports Club, Millhillians Sports Ground, RCT Sports Ground and Stanmore Common. In addition, non-turf practice net systems are in need of upgrading at key cricket sites such as RCT Sports Ground, Harrow Rec. Ground, and Millhillians Sports Ground.

2.4 Future supply and demand

On the future supply side, there are committed projects (or current planning applications) for new and enhanced playing pitch provision at the following sites:

- Bannister Sports Centre – 4 new football pitches from 2023/24 season (committed project)
- Headstone Manor – enhanced quality and playing capacity to area covering approx. 7 pitches, based on previous configuration (committed project)
- Hatch End Playing Field – 1 new rugby pitch (committed project)
- The Hive Football Complex – 2 new floodlit 3G ATP's one of which is proposed to be rugby compliant (planning application).

In terms of future demand, to meet playing pitch demand from 9,658 additional residents by 2037 (as currently forecast⁴) and assuming current levels of demand by sport and age group for matches and training in the peak period, Sport England’s Playing Pitch Calculator (PPC) indicates that the equivalent capacity of at least six additional grass playing pitches (five for winter sports and one for cricket) and the equivalent of a quarter of a full size 3G artificial turf football pitch will be needed in the borough by the end of this strategy period (see Figure 2.3).

Figure 2.3 – Estimate of Playing Pitch Demand due to Population Change

Sport and Pitch Type	Additional Capacity Needed by 2037
Cricket – fine turf	+ 1.24
Football – grass	+ 4.55 (1.65 minis; 1.76 youth; 1.15 adult)
Football – 3G ATP	+ 0.24
Hockey – sand/water ATP	+ 0.03
Rugby - grass	+ 0.26

However, it is important to recognise that these Playing Pitch Calculator estimates assume static demand i.e., the proportion of the population by age group and gender that currently play pitch sports will remain the same in future.

However, the overall trend takes no account of the likelihood of a substantial increase in demand for rugby, football and cricket among women and girls stimulated by recent successes of the national teams, the hosting of major tournaments such as the 2022 Women’s Football Euros and the upcoming 2025 Women’s Rugby World Cup to be held in England, together with recently announced changes to physical education policy and practice in schools aimed at equal opportunities for girls.

For this reason, it is recommended that, for the purposes of facility planning, the PPC estimates in Figure 2.3 should be considered as the minimum future requirement for additional playing pitch provision in the borough that is likely to result from population growth to 2037.

A further key consideration in the assessment of future playing pitch needs is the extent to which the clubs based in the borough achieve their development aspirations. Research and consultation for this strategy has found that a significant number of playing pitch sports clubs in the borough have embraced the youth, women and girls and recreational participation development initiatives and programmes of the national governing bodies. Accordingly, these clubs aspire to convert latent demand for their sport into new teams and/or to develop more playing opportunities at a recreational level alongside traditional league competition.

For example, in cricket, several of the clubs based in the borough – e.g., Ealing Three Bridges CC, Harrow CC, Harrow Indians CC and Kenton CC – reported aspirations to either grow the number of teams and fixtures or to introduce the ECB Dynamos or All Stars children’s cricket development initiatives.

Similarly, seven of the football clubs consulted aspire to team growth and/or supporting new FA development initiatives for women and girls, disability football or the recreational game. Most were not specific on the number of teams they wanted to grow but, typically, large community football clubs grow by between one and three new teams each season. Growth at this scale by these seven clubs would result in between 7 and 21 new teams over the next few years, which equates to around 10 new home match equivalent sessions and additional demand for up to 20 hours a week of midweek training each week in season.

⁴ GLA 2020- based housing-led population projections (Released November 2021)

Harrow Hockey Club aspires to grow its adult section with additional teams over the next few seasons provided it can secure access to a second home ATP with changing for Saturday matches.

In rugby, two of the three Harrow-based clubs – Harrow RFC and Pinner RFC – also have current growth aspirations.

2.5 Is there enough provision to meet future demand?

The clear conclusion of the assessments of need for playing pitches in Harrow is that, by 2037, there will be a requirement to provide additional playing and training capacity for all four of the major sports – cricket, football, hockey and rugby – whilst maintaining capacity provided currently for the minority pitch sports of Gaelic Football and American Football.

The equivalent additional capacity required (as a minimum) expressed in playing pitches is shown in Figure 2.4. It should be noted that new provision of playing pitches is just one of a number of the available options in planning to provide the additional capacity required to address the forecast future needs. For example, as shown under football, strategic enhancements to the existing pitch supply of 3G ATPs and grass football pitches is likely to be sufficient to provide the required additional playing capacity without the need for new provision. The options or scenarios in Harrow for meeting the identified capacity needs are explored in more detail in the following section.

Figure 2.4 – Estimate of Minimum Future Provision Needs

Sport	Minimum Future Provision Needs
Cricket	<ul style="list-style-type: none"> ○ 3 fine turf pitches (each with at least 10 wickets) ○ 3 new or upgraded non-turf pitches ○ 2 replacement and 4 upgraded pavilions
Football	<ul style="list-style-type: none"> ○ 2 3G ATPs upgraded (if needed) and registered with the FA. ○ 2 3G ATPs upgraded to provide floodlighting. ○ Improvement to grass pitches at key multi-pitch sites ○ 2 replacement and 3 upgraded pavilions
Hockey	<ul style="list-style-type: none"> ○ 1 sand-based ATP upgraded with changing provision.
Rugby	<ul style="list-style-type: none"> ○ 1 additional grass pitch with changing provision ○ 1 rugby compliant floodlit 3G ATP

The minimum future playing pitch requirements should be reviewed annually as part of Stage E of the Playing Pitch Strategy guidance to ensure that latent demand or increased growth in sports participation above that projected is taken into account and analysed to see if further provision is needed. This could include using the PPC to take into account accelerated future demand for specific provision, such as women and girls.

PPS Section 3 – Meeting the needs ('How to' Scenarios)

3 – Meeting the needs ('How to' Scenarios)

As part of the Strategy Development process a number of scenarios have been identified as options to meet the future facility needs summarised in the preceding chapter. The Steering Group has considered these scenarios along with their potential implications on the future picture of provision for the leading playing pitch sports in Harrow and how best to meet existing and future playing pitch facility demand. These scenarios have also been considered in relation to setting the priorities for future enhancement and provision detailed in the action plan for playing pitches in the first part of Section 5 of this Indoor and Outdoor Sports Facilities Strategy – i.e., the initial action plan.

3.1 Improved quality of sites

Before considering the provision of new playing fields it is important to first consider the potential for increasing capacity of existing sites (particularly those grounds owned or leased by community clubs) as these have resources and structures in place (e.g., grounds maintenance, coaching) and an established sporting identity developed over many years.

Improving the quality of ancillary facilities can also have an impact on attracting under-represented groups to all pitch sports (e.g., the provision of suitable changing provision for women and girls).

Cricket - The quality of the cricket pitches at open access Council sites such as Harrow Rec. Ground, Hatch End Playing Fields needs to be improved. The cricket squares are subject to heavy usage and the outfield areas accommodate extensive use for general recreation and dog walking as well as by other sports and events. Improved pitch maintenance and quality would increase the playing capacity enabling the cricket clubs that are based at these

grounds to continue to grow, however this is unlikely to address peak time issues.

The non-turf practice net systems are in need of upgrading at key cricket sites such as RCT Sports Ground, Harrow Rec. Ground, and Millhillians Sports Ground.

There are a number of key sites where investment into pavilions is required including new provision at Montesole Playing Fields and Saddlers Mead Open Space and refurbishment to modernise facilities at Kenton Sports Club, Millhillians Sports Ground, the RCT Sports Ground and Stanmore Common.

Football - The delivery of the grass pitch improvements recommended by the Grounds Maintenance Association through the Football Foundation's PitchPower pitch assessment reports would go a long way to improving the playing capacity at selected club sites supported by funding from the Football Foundation's Grass Pitch Maintenance Fund. For example, if the pitches at Kenton Rec. Ground currently rated as poor were improved in quality to standard, it would provide an additional 12 match equivalent sessions catering for the demand of St Joseph's Youth and some allowance for growth of the club. At Harrow Rec. Ground improvements would result in an additional 7 match equivalent sessions which means 4 pitches currently overused would then be within their carrying capacity, with 3 other pitches having capacity to accommodate growth. In youth football particularly for mini soccer and 9-a-side games clubs have greater flexibility over kick off times, which enables them to schedule games back to back, so additional pitch capacity will ensure less peak time congestion. However, this becomes more of a challenge for older age groups, who have longer game times, creating less flexibility for more than one game a day. Additional informal play areas and MUGA's in parks could also help to reduce the wear of the formal pitches.

Rugby – The maintenance at all club sites could be improved further to increase capacity, especially at Shaftesbury Avenue, where the current maintenance is rated as poor (based on RFU criteria) and improvements would ensure pitches would then be within their carrying capacity and allow from some growth. At Harrow RFC improvements in pitch maintenance would improve capacity by 2.5 match equivalents sessions but not to sufficient levels to accommodate the growth of the club. Even if the usage by Parnells GAA was discounted, there is still a need for an additional pitch to address congestion at peak times and club training need.

It should be acknowledged though that for Council pitches the fees charged for pitch hire are insufficient to meet the costs of improved maintenance and increased charges would be prohibitive to users. Therefore, funding would be needed by external bodies to enable improvements to take place.

With regard to the quality of 3G ATPs on school sites where community access is secured, the priority options should be to explore:

1. The opportunities to upgrade as necessary and add Whitmore High School and Avanti House 3G pitches to the FA Register, to facilitate additional match day provision, and
2. The feasibility of installing floodlights at Nower Hill High School and/or at Krishna Avanti Primary School to better meet demands for mini football, team training and the recreational game.

3.2 More community use at education sites

As in most areas, community use of pitches on education sites in Harrow helps to meet the demand for pitch sports. School pitches in the area are particularly important to community hockey and football.

At most of these school sites, there is no clear potential to open up community use, but four schools indicated there could be future potential of community football use working with London Sport as part of the opening

school facilities programme: Canons High School, Hatch End High School, Park High School and Pinner Wood School.

In the case of hockey, schools are critical to meeting community club demand as all three sand-based ATPs are at education sites. Harrow School Sports Complex is suitable but expensive and would not offer secure use. The resurfacing of the Orley Farm School pitch along with provision of changing rooms has the potential to meet the needs of Harrow Hockey Club for a second match play pitch on Saturdays provided this can be achieved and access secured by means of a Community Use Agreement.

3.3 Change of use from one sport or pitch type to another

The change of use of the former rugby pitch at the London Post Office Sports & Social Club sports ground to American Football following the disbanding of Sodam RFC is an example in Harrow of a successful change of use in response to a new demand.

However, at Harrow RFC's home ground, The Grove Field, the additional use of the second rugby pitch for youth Gaelic Football teams by Parnell GAA has caused over-use of this pitch impacting adversely on its quality. The current proposal to change a football pitch to rugby at Hatch End Playing Fields is unlikely to address this issue as an alternative venue to Grove Field due to the due to distance of the changing rooms and lack of social space for the Parnell GAA youth sides.

The needs assessment for cricket supports retention and expansion of the existing supply of fine turf pitches to provide sufficient capacity to accommodate forecast growth from population change and investment in developing the women and girl's game. However, now that lower league adult cricket can be played on non-turf pitches (NTPs), there is also a strong needs case for the provision of more NTPs at cricket grounds in Harrow

(either on existing fine turf cricket tables or, where there is sufficient land, as junior pitches separate from the cricket table). A well-maintained NTP has a playing capacity of up to 60 adult match equivalent sessions or 80 junior sessions in a season compared to 5 adult/7junior for a fine turf strip.

In Harrow, the priority sites for additional or upgraded NTPs are Harrow Town Sports Club, Headstone Manor, and Millhillians Sports Ground. In addition, provision of an NTP for youth cricket at Shaftesbury Playing Fields in place of a former fine turf square is an option to meet the aspirations of Pinner RFC to form a youth cricket team to offer year-round sporting opportunities.

3.4 Potential loss of availability of a key site or sites

No imminent threats to availability of key community playing pitch sites in Harrow have been identified in the course of the research and consultation for this PPS, however it should be noted The Hive’s planning application for artificial pitches if granted will result in the loss of 3 grass pitches (1 x 11v11, 2x 9v9). These pitches are not available to the community and are used exclusively by the club academy for approx. 4 hours a week.

As in most areas, the future of community hockey in Harrow relies on continued availability to school sand-based ATPs and changing facilities. The existing provision at the John Lyon School is used extensively by the borough’s hockey club for matches and training and achievement of the club’s aspirations for growth is dependent on securing availability to a second school-based pitches (Orley Farm School).

Since the last assessment of needs for rugby union in 2012, there has been a change in the supply of rugby pitches with the loss of 2 grass pitches at Bannister Sports Centre, although one of these pitches will be re-provided at Hatch End Playing Fields and a planning application is submitted for new provision of a rugby compliant ATP at The Hive Football Complex. It is

unlikely the replacement rugby pitch at Hatch End will attract regular use either for rugby or youth Gaelic Football to relieve overuse of The Grove Field due to distance of the changing rooms and lack of social space.

3.5 New pitches in borough or catchment

The proposed new provision at Bannister Sports Centre and the Hive Football Complex has potential to address a proportion of the forecast future demand for football and, potentially, for rugby training capacity and/or Gaelic Football. Relocation of the Gaelic Football or midweek rugby training from Grove Field to the Hive has the potential to relieve the overplay at the Harrow RFC home ground.

The feasibility of reopening the William Ellis Sports Ground should also be explored to provide a home base for a football club in this area.

3.6 Significant increase in demand in specific part of the borough

Allocation of housing provision is likely to be distributed relatively evenly across The London Borough of Harrow, with growth connected to the existing town centres with established supporting infrastructure – i.e., Harrow, Wealdstone, Pinner, Harrow on the Hill, Hatch End, Edgware, Stanmore. As such, at present, there is no one area where population growth will be focused to the extent that new playing pitch provision will be a particular priority.

3.7 Significant demand growth in a particular sport, gender or age group

The governing bodies of football, cricket and rugby all have a clear strategic focus on delivering more opportunities for women and girls to play and

compete. As identified in the detailed assessments of future need for each sport, it is demand growth from women and girls that is likely to be the most significant over the next planning period and place the most pressure on the available capacity in the peak hours at existing pitches – particularly football small-sided game pitches and ATPs – and on the existing stock of pavilions many of which do not have adequate changing and toilet facilities.

In hockey, equal opportunities and participation by gender is already in place at Harrow Hockey Club. The area of greatest demand growth is likely to continue to be among junior teams and in the mixed recreational game.

Harrow has community clubs in all four playing pitch sports of the necessary size and proven commitment to deliver in this key area. This is evidenced by the growth in women and girls’ teams since the last playing pitch strategy in 2012 and detailed in the assessment of need reports appended.

PPS Section 4 – Recommendations by Pitch Sport

4 – Recommendations by Pitch Sport

Based on the findings of the assessment of current and future facility needs for the four major playing pitch sports summarised in chapter 2 of this strategy and detailed in sport-specific reports at appendices A to D, the following recommendations are made for strategic provision of playing pitch facilities in The London Borough of Harrow to 2037.

The recommendations assume the quantum of population growth forecast in the GLA 2020 Housing Led Projections (i.e. net growth of approximately +9,600 borough residents between 2022 and 2037) and take into consideration the range of potential scenarios available to the Council and its partner sports bodies to address the facility needs detailed in chapter 3 above.

4.1 Protect

In the context of current demand, future net population growth and the development aspirations of key sports clubs – particularly to grow opportunities for more women and girls to play pitch sports - the over-riding priority recommendation of the PPS is to continue to retain the existing overall quantity of land in the borough available for use as playing pitches.

Protecting the supply of playing fields, playing pitches and ancillary provision should continue to be a core principle in the planning policies of the Council in the revised version of the Local Plan.

The relevant existing planning policies for the protection of playing pitches in Harrow are detailed in Appendix G of the Indoor and Outdoor Sports Facilities Strategy.

Strategic recommendations aimed at maximising the effectiveness of local planning policy in Harrow and the planning process to both protect playing

fields, playing pitches, ancillary provision and to secure community access are set out in Section 3.3 of the overall Indoor and Outdoor Sports Facilities Strategy.

Effective use of the planning process to ensure protection of access is particularly critical in the case of community hockey as, in Harrow, this playing pitch sport is fully reliant on pitches and ancillary facilities on education sites. Secure access to school sports facilities is also key for many community football clubs in the borough that need access to school ATPs and grass pitches to run their programmes of match play and team training.

4.2 Enhance

It is recommended that a number of existing playing pitch facilities should be prioritised for investment in upgrades (subject to funding, planning and feasibility) in order to continue to meet existing demand from community teams and individuals and to ensure, where possible, that additional capacity is provided to contribute to meeting demand growth.

Greater playing capacity will be needed in future as a result of population growth and the sports development initiatives of local clubs supported by the Council and other stakeholders including the relevant sports governing bodies. Improved ancillary facilities will also be critical to attracting and retaining players, particularly women and girls who remain under-represented in cricket, football and rugby participation.

Figure 4.1 – Recommended Facility Enhancement by Sport

Pitch Sport	Site(s)	Recommendation
Cricket	Harrow Rec. Ground Hatch End PF London Post Office Sport & Social Montesole PF	Fine turf pitch improvements
	Harrow Rec. Ground Millhillians SG RCT Sports Ground	Upgrade or replace NT practice nets
	Headstone Manor Harrow Town SC Millhillians SG	Upgrade or additional NTPs
Football	Kenton Sports Club Millhillians SG Montesole PF RCT Sports Ground Saddlers Mead OS Stanmore Common	Upgrade or replace pavilions
	Harrow RG Headstone Manor ⁵ Kenton RG Saddlers Mead OS	Grass pitch improvements
	Whitmore HS Avanti House	3G ATP upgrades as necessary for FA Register as match play sites
	Nower Hill HS Krishna Avanti PS	Installation of floodlights to 3G ATPs
	John Rumney PF Kenton RG Roxbourne Park	Upgrade or replace pavilions
	Canons HS Hatch End HS Park HS	Work with London Sport on opening school facilities

⁵ Works in progress

	Pinner Wood School	programme to secure community access to football pitches
Hockey	Orley Farm School	Resurface sand-based ATP linked to secure community access
Rugby	Grove Field Shaftesbury Avenue	Improved pitch maintenance
	Shaftesbury Avenue Hatch End PF	Replacement pavilion Re-provision of grass pitch

4.3 Provide

To meet forecast future needs to 2037, it is recommended that the following new provision should be considered subject to the availability of suitable space and feasibility assessment:

- Up to three new fine turf cricket pitches (the need is greatest in the south west of the borough)
- New provision of two football pitches at Bannister Sports Centre⁶
- New provision of changing pavilions for winter playing pitch sports at Saddlers Mead OS
- New provision of changing pavilion close to ATP at Orley Farm School
- New provision of a 3G ATP to World Rugby compliant specification at The Hive Football Complex.
- New provision of 2 additional 3G ATP's should Whitmore High School / Avanti House be unable to register their 3G ATP's with the FA or are unavailable FA match play.

⁶ Works in progress



PPS Section 5 – Conclusion

5 –Conclusion

The review of Playing Pitches has highlighted a number of facility investment needs for the Council and partners, bringing together the analysis, consultation and assessment work.

Harrow Council has a history of supporting sport and leisure, and commitment to improving levels of physical activity and health for their residents and communities and the needs within this section will result in the Council considering some important and key decisions to make over the coming years.

Given the on-going financial challenges for the public sector, it will not be possible to deliver or support all of the sport specific investment needs identified within this strategy and will be reliant on sport’s governing bodies providing external funding and maintenance being funded through income generating models.

Section 3 of the Indoor and Outdoor Sports Facilities Strategy that follows sets out a number of overarching policy recommendations aimed at facilitating and addressing the sports specific needs identified in this Playing Pitch Strategy (part 1) and in the Built Facilities Strategy that follows (part 2).

The final Section (4) is an initial prioritised Action Plan identifying priority projects arising out of this strategy as well as the partners and stakeholders who are likely to be central to facilitating this change.

A close-up photograph of a swimmer in a pool, wearing black goggles and having one arm raised above the water. The water is bright blue and splashing around the swimmer. The background is slightly blurred, showing more of the pool and some greenery.

London Borough of Harrow
Indoor and Outdoor Sports
Facilities Strategy 2024 – 2037

Section 2 (Part 2)
Built Facilities Strategy

Contents

	Page
Section 1 – Introduction	44
Section 2 – Sport specific analysis and facility needs	46
Section 3 – Conclusion	94

BFS Section 1: Introduction

Section 1: Introduction

This document is Part 2 of Harrow’s Indoor and Outdoor Facilities Strategy 2024-37 – the Built Facilities Strategy. Consistent with the previous facilities strategies, Part 2 includes the following built sports facilities:

- Swimming pools
- Sports halls (and any locally relevant sport and community centres)
- Gymnastic facilities
- Indoor Bowls
- Fitness facilities (including fitness studio space and fitness gyms)
- Tennis and Netball courts
- Boxing, judo and other martial arts venues
- Squash courts
- Climbing
- Bowls and Croquet greens
- Athletics, Running and walking for leisure
- MUGAs (multi use games areas – more detail in PPS section)
- Cycling, BMX and Skate Parks

Significant specialist large-scale sports facilities in neighbouring authorities with good access for Harrow residents have been taken into consideration in determining current and future facility needs. Facility types in this category include swimming pools, indoor athletics, indoor tennis and cycling provision.

The methodology follows current national guidance published by Sport England - *Assessing Needs & Opportunities Guide (ANOG) for Indoor & Outdoor Sports Facilities, Sport England (July 2014)*. In accordance with ANOG guidance, Section 2 sets out a detailed analysis of facility supply, demand and accessibility factors by sport facility type (informed by the use of available sports facility planning tools) along with a summary of consultation findings to identify club and NGB facility priorities in the study area. The section concludes with recommendations for the protection and enhancement of existing facilities and for the provision of new facilities

where considered necessary to address identified current or future needs to 2037.

Section 3 sets out overarching sports facility planning policy recommendations. These ensure that the overall strategy (the combination of the Built Facilities Strategy and Playing Pitch Strategy) continues to play a leading role in the on-going provision of high-quality built sport facilities and meet priority needs through the planning process.

Section 4 provides a delivery plan related to the potential priority projects and facility needs for sport and recreation identified in Section 2. This initial action plan will be subject to periodic review and update over the life of the strategy.

BFS Section 2 - Sport Specific Analysis



Section 2 - Sport Specific Analysis

2.1 Swimming

What's changed since the Indoor Sports Facilities Strategy 2018

With regard to the six indoor swimming pool sites in The London Borough of Harrow –Harrow Leisure Centre, Aspire Leisure Centre, Canons Sports Centre, Golds Gym, Harrow School Sports Complex, Hatch End Swimming Pool - the previous strategy identified issues of age and inefficiency, particularly at the public pool sites, and recommended further work be carried out with a view to significant refurbishment works, upgrades to the plant or full replacement.

Progress has been made with pre-planning work for enhanced public swimming pool provision to serve residents and visitors which has included site options and initial appraisals. In terms of the two public sites, this pre-planning work has focused on the flagship Harrow Leisure Centre opened in 1975. The other public pool site at Hatch End, although much older than the Harrow site (built in 1927), underwent modernisation in 2010.

Plans are also in place to replace the Harrow School Swimming Pool (built in 1985) although this project is a low priority relative to other parts of the school estate and remains an aspiration with no current timescales.

The option of replacing Harrow Leisure Centre in Wealdstone in a more central location due to the age of the facility forms the basis of a scenario tested using the Sport England Facilities Planning Model (FPM).

To update the FPM report provided in 2017 to inform the current strategy and to better understand the swimming pool needs in 2022 and future need for the period of the new Strategy to 2037, the Council commissioned a new FPM report in 2022 to include the following FPM modelling runs:

- Run 1 – a baseline assessment of swimming pools provision in 2022.
- Run 2 – a forward assessment of demand for swimming pools and its distribution, based on the projected changes in population between 2022 and 2037.
- Run 3 – an assessment of the impact of replacing Harrow Leisure Centre due to the age of the facility in meeting the demand for swimming pools and its distribution up to 2037. The Sport England modelling accounted for a new Harrow leisure Centre on a specific site as a future option.

It should be noted this is a theoretical model to determine the impact of various scenarios on the need for swimming provision across the borough.

Sport England's Facility Planning Model

The overall aims of the FPM assessments are to inform the assessment of need for swimming pools in the borough set out in this section of the documents, both currently (i.e., at 2022), and the forward assessment (up to 2037) based on the projected population change in the borough and across the study area. The forward assessment models two scenarios, the first assuming the current supply of pools, the second assuming the option of redeveloping the Harrow Leisure Centre on a different central location (targeted for 2027). In this way, the FPM analysis assesses the impact these alternative options have in terms of scale and facility mix on the supply, demand and access to swimming pools to 2037.

It is most important to state that the FPM considers local supply, demand, and accessibility factors – based on nationally researched parameters – to assist local authorities in undertaking detailed assessments of need for swimming pools in their district or borough. The FPM 'scenario studies' consider the likely impact on these factors both on projected population change and options to change the swimming pool supply (e.g., pool closures or new pool openings). The assessments are based on the catchment area, so include the swimming pools and population across the borough and the neighbouring local authorities. In determining the position across the

borough, it is important to take full account of the swimming pools and population in neighbouring local authority areas located within the travel time catchment area for Harrow residents.

Also, the most attractive (and accessible) facility for some Harrow residents may be outside the borough (known as exported demand). For residents of neighbouring local authorities, their most attractive (and accessible) swimming pool may be in Harrow (known as imported demand). To take account of these factors, the study area places Harrow at its centre and includes the neighbouring local authorities and their swimming pool supply.

Headline Strategic Overview from The FPM Analysis

The headline strategic finding is unchanged from the previous FPM assessment in July 2017. A high level of Harrow's existing and projected future demand for swimming pools can be met by the existing supply available in the study area which is well located in relation to the demand. However, there is an over-riding need to replace or modernise the existing pool stock within Harrow notably the borough's public pools which have an average of 69 years old.

Whilst a high proportion of the borough's swimming demand is met, the borough's pools are estimated to be full (i.e., used above comfortable capacity of 80% in the peak period) in all runs.

More than half total demand for swimming (between 56% and 57% across the three runs) is met by pools located outside the borough, most particularly by provision in the boroughs of Hillingdon and Ealing. In turn, just over a third of existing demand for Harrow's pools (34%) is imported, mainly from Brent. The FPM estimates the proportion of imported demand is likely to increase to 39% in the scenario of the new Harrow Leisure Centre (subject to funding) due to its changed location and greater attractiveness compared to the existing outdated pools in Wealdstone.

Provision of any new Harrow Leisure Centre (subject to funding) with larger pool capacity is justified, in terms of the assessment. The centre is in an area of high demand, but the location of the existing site is marginally better than that of the proposed site.

Under all three runs, the Queensbury area is the location in the borough that can meet the most unmet demand for swimming at 143m². However, this is an insufficient total to consider building a new swimming pool and includes unmet demand from other boroughs.

The 2022 FPM report findings support interventions to address needs to:

- Meet demand for swimming pools.
- Meet more of Harrow's demand in the Borough.
- Modernise the stock (or replace existing stock on grounds of age and condition).
- Provide a new public leisure centre (subject to funding).

Achieving these needs will provide a modern fit-for-purpose stock of swimming pools and a quality swimming offer.

Supply of Swimming Pools in Harrow

Supply is defined as the supply or capacity of the swimming pools available for community and club use in the weekly peak period. Supply is expressed in the number of visits that a pool can accommodate in the weekly peak period and in square metres of water. The total supply and available supply are different because of the hours available for community use in the weekly peak period.

The weekly peak period is when the majority of visits take place and when users have the most flexibility to visit. The peak period for swimming pools is one hour on weekday mornings, one hour weekday lunchtimes, five and a half hours on weekday evenings, and seven and a half hours on weekend days. This gives a total of 52.5 hours per week. The modelling and

recommendations are based on the ability of the public to access pool facilities during this weekly peak period.

The swimming pool facilities that meet the criteria to be included in the FPM modelling are listed in Figure 2.1 below and the locations of the current swimming pools (green diamonds) and potential future provision (red diamonds) in Run 3 are shown in Figure 2.2.

Figure 2.1: Details of Swimming Pools in Harrow included in Runs

Site	Operation	Facility Type
Aspire Leisure Centre	Other - charity	Accessible
Canons Sports Centre	Educational – 3 rd party	5-lane
Gold Gym Harrow	Commercial	3-lane
Harrow Leisure Centre (Runs 1 & 2)	Public	5-lane learner
Harrow School Sports Complex	Educational	6-lane
Hatch End Swimming Pool	Public	4-lane
New Harrow Leisure Centre (subject to funding) (Run 3)	Public	8-lane learner

Figure 2.2 Location of Swimming Pool Sites in Harrow All Runs (2022 & 2037)

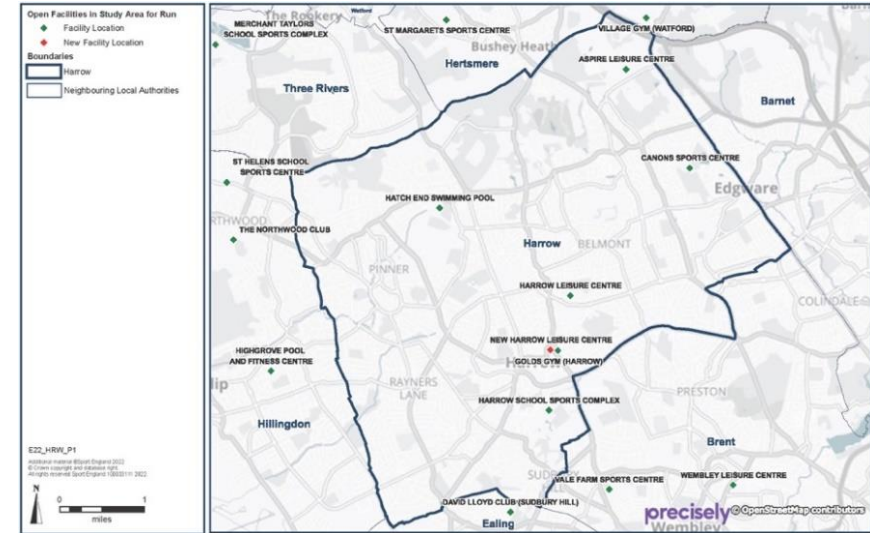


Figure 2.3: Supply of Swimming Pools in Harrow by Run

Total Supply	RUN 1	RUN 2	RUN 3
Harrow	2022	2037	2037
Number of pools	7	7	7
Number of pool sites	6	6	6
Supply in sqm of water	1,743	1,743	1,808
Supply in sqm of water scaled with hours available in peak period	1,445	1,445	1,510
Supply in visits per week in peak period	12,644	12,644	13,213
Average year built of sites	43	58	49
Average age of sites	69	84	59

In all three runs, there are seven individual swimming pools across six sites. In Run 3, Harrow Leisure Centre is replaced by a New Harrow Leisure Centre (at a new site, subject to funding). With the model’s assessment, the current

centre is modelled to close in 2027, when the new centre opens. In Runs 1 and 2, Harrow’s water space available for community use in the weekly peak period is 1,445 sqm. In Run 3, this increases by 4% to 1,510 sqm of water because the new Harrow Leisure Centre (subject to funding) is larger than the existing centre with an 8 lane 25m main pool in place of the 5 lanes at the existing Harrow Leisure Centre.

Two of the six swimming pool sites are public leisure centres – Harrow Leisure Centre and Hatch End Swimming Pool. They provide 48% of the water space available for community use in Runs 1 and 2 and 50% in Run 3.

The high average age of the pool is a key finding.

The two public pool sites provide for the following swimming activities:

- Learn to swim
- Casual recreational swimming
- Lane and fitness swimming activities
- Swimming development through clubs

The two pools on school sites (Canons Sports Centre at North London Collegiate School, and Harrow School Sports Complex) are accessible to the community through membership schemes, as is the commercial pool at Golds Gym in Harrow.

The London Borough of Harrow is unusual in having a fully inclusive leisure facility for disabled and able-bodied people; Aspire Leisure Centre in Stanmore provided by a national charity working with people with spinal cord injuries. The pool has a 25m x 13m pool with full ramped access for wheelchairs. Currently around a third of its members are disabled compared with a national average of 2-3%.

Demand for Swimming Pools

Total demand is calculated by adding the participation by each five-year age band/gender of Harrow’s population with the frequency of participation in

each age band/gender and is expressed in visits in the weekly peak period and square metres of water. The FPM parameters for the percentage and frequency of participation, for gender and age, are calculated from Sport England’s Active Lives survey up to March 2020.

Harrow’s resident population forecast for 2037 is 262,272, an increase of 4% on 2022. Despite this growth in the size of the population, the FPM forecasts a small decrease in demand for swimming pools in the borough over this period (less than 1%). This is due to the ageing of the population in Harrow between 2022 and 2037. There will be fewer residents in the age bands with the highest swimming participation (0–15-year-olds and 25–39-year-olds) in 2037 than in 2022. This is in contrast to Brent and Ealing in particular where these younger age bands are growing.

Harrow’s demand for swimming pools in 2037 equates to 2,783 sqm of water. This is a good deal greater than the total supply located within the borough (1,743 sqm in Run 1, and 1,808 sqm in Run 3). However, this comparison takes no account of the accessible supply to Harrow residents located in neighbouring boroughs within a 20 minute travel time catchment area. Harrow has the lowest demand of neighbouring London local authority areas for swimming pools in the study area both in 2022 and 2037 (see Figure 2.4).

Figure 2.4: Demand for Swimming 2031 by Local Authority

Demand in sqm of water considering a 'comfort' factor*	RUN 1	RUNS 2 & 3	% Change
Local Authority	2022	2037	2022-2037
Harrow	2,791	2,783	-0.3%
Barnet	4,421	4,579	3.6%
Brent	3,651	3,995	9.4%
Ealing	3,810	4,026	5.6%
Hillingdon	3,447	3,402	-1.3%

* The FPM is designed to include a ‘comfort factor,’ beyond which the venues are too full. The pool itself becomes too crowded to swim comfortably, and the changing and circulation areas also become too congested. In the model Sport England assumes that usage over 70% of capacity is busy and that the swimming pool is operating at an uncomfortable level above that percentage.

The highest concentration of demand in Harrow is in an area of the existing leisure centre in Wealdstone. The location proposed for the new Harrow Leisure Centre (subject to funding), is the area with the second highest demand.

Figure 2.5 Demand for Swimming Pools in Harrow 2022 (Run 1)

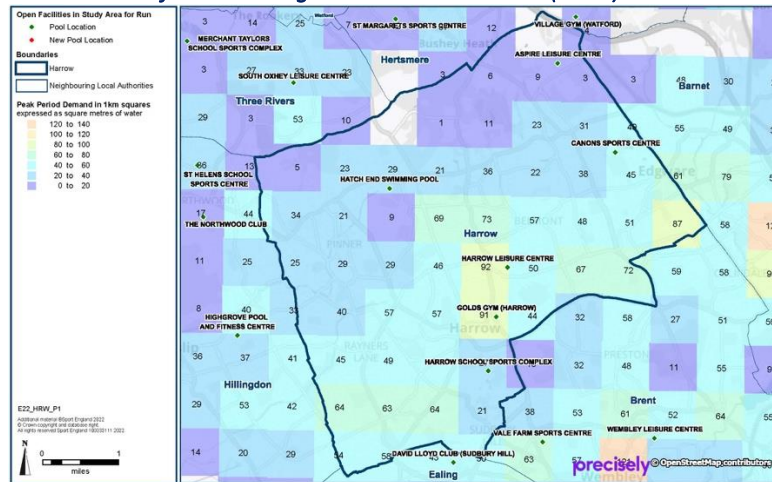
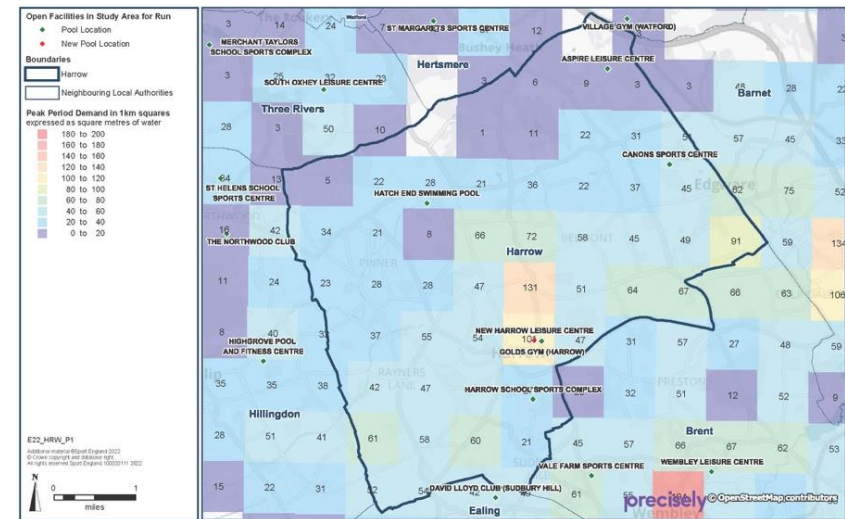
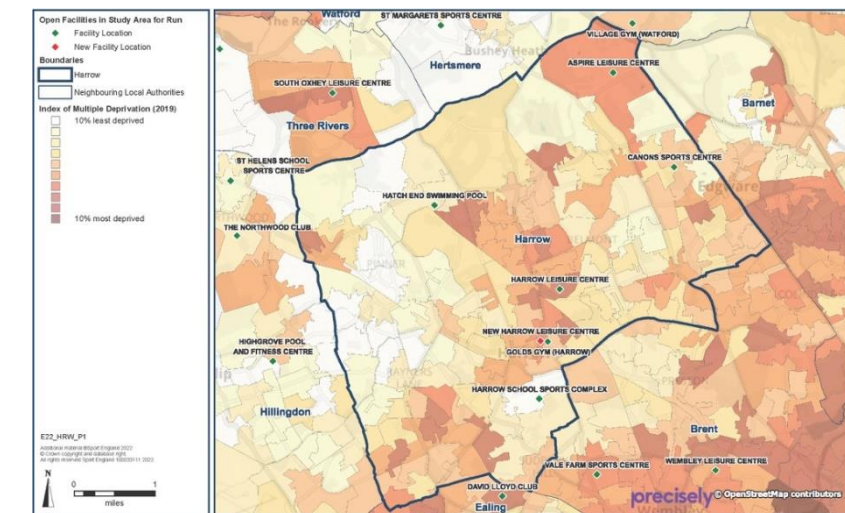


Figure 2.6 Demand for Swimming Pools in Harrow 2037 (Run 3)



In terms of relative deprivation, the existing Harrow Leisure Centre is in an area of higher deprivation than the new location (see Figure 2.7).

Figure 2.7: Deprivation in Harrow 2019 (all Runs)



Accessibility of Harrow’s swimming pools

For residents without access to a car, travel to swimming pools by public transport or on foot is the choice of travel. The FPM uses a distance decay function where the further a user is from a facility, the less likely they will travel. On average, a 20-minute travel time accounts for approximately 90% of visits to a swimming pool. The travel time limits used are:

- Driving 20 minutes
- Public transport is 20 minutes (at half speed of car)
- Walking is 20 minutes (one miles)

The proportion of the resident population in Harrow who do not have access to a car is 23% which is slightly lower than the national average of 25% and much lower than the London-wide average of 40%. For residents without access to a car, travel to swimming pools on foot or by public transport become the choice of travel mode. In Run 1, 26% of all visits are either on foot or by public transport, decreasing slightly to 24.7% in Run 3 with the location of the new Harrow Leisure Centre (subject to funding).

Figure 2.8: Travel Modal Split of Harrow Demand to Swimming Pools by Run

Accessibility	RUN 1	RUN 2	RUN 3
Harrow	2022	2037	2037
% of population without access to a car	22.5%	22.5%	22.5%
% of population within a 20-minute walk of a swimming pool	33.5%	35.7%	30.1%
% of demand satisfied who travelled by car	74.0%	73.7%	75.3%
% of demand satisfied who travelled on foot	13.1%	13.4%	11.5%
% of demand satisfied who travelled by public transport	12.9%	12.8%	13.2%

In Run 1, slightly more than a third (34%) of Harrow’s residents are within a 20-minute walk of a swimming pool. This increases slightly in Run 2 because

of the change in population but decreases to 30% in Run 3 because of the change in location of the Harrow Leisure Centre (subject to funding).

Just over a fifth of residents in Harrow do not have access to a car. An illustration of how many swimming pools can be accessed by Harrow residents, based on where they live and a 20-minute walk time (one mile) from the swimming pool locations, is set out in the map at Figure 2.9 for the provision in Runs 1 and 2 and Figure 2.10 for the provision in Run 3. Residents in areas shaded yellow are within walking distance of one swimming pool site, and residents in the small darker orange areas are within walking distance of three sites.

However, the FPM uses a distance decay function where the further a user is from a facility, the less likely they will travel. Therefore, not all residents in these areas will walk to a swimming pool and some will travel further.

Figure 2.9: Walking Access to Swimming Pools in Runs 1 and 2

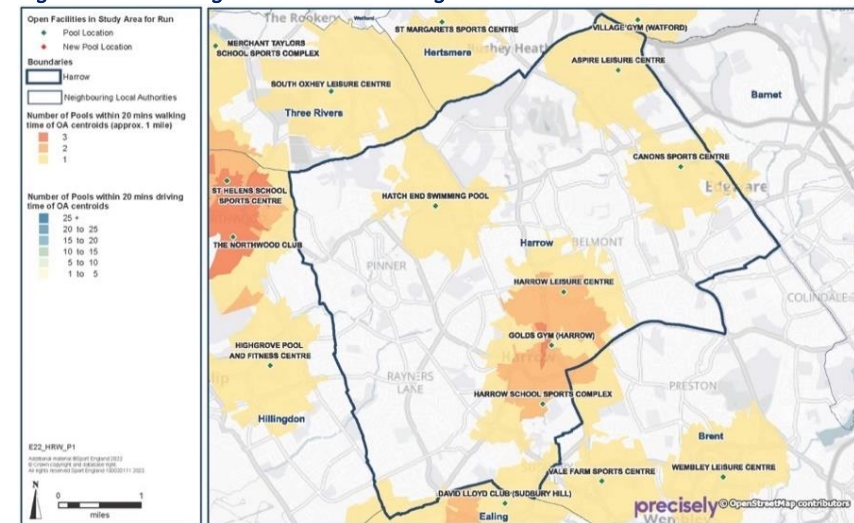
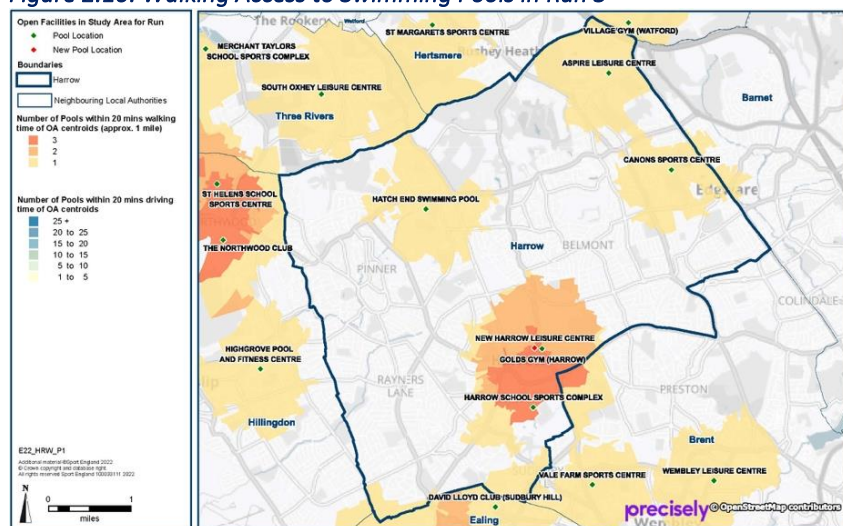


Figure 2.10: Walking Access to Swimming Pools in Run 3



Travel by public transport to swimming pools is predicted to be the choice for 12.8% in Run 2 and slightly higher at 13.2% of all visits in run 3 with the new Harrow Leisure Centre (subject to funding) location. Given the very extensive public transport network in London, there is excellent access to swimming pools by public transport. All the swimming pool sites are within a five-minute walk of a bus stop and all, except for Aspire Leisure Centre, are within 15 minutes’ walk of a railway or tube station.

Approximately threequarters of all visits to swimming pools by Harrow residents are by car. Residents who choose to travel by car have access to a very high number of swimming pools within 20 minutes’ travel time.

Satisfied Demand for Swimming Pools

Figure 2.11 shows the satisfied demand for swimming for each run. In Run 1 showing the position in 2022, 94.2% of total demand for swimming in Harrow is satisfied by the existing pool supply located either in Harrow or in

a neighbouring local authority within the driving, walking or public transport catchment areas for Harrow residents.

As a consequence of the ageing population, despite forecast population growth in the borough, the proportion of total demand that is satisfied by the existing provision in Run 2 (2037) is only marginally lower at 93.9%. In Run 3, satisfied demand is slightly lower again at 93.2% due to the fact that the proposed location for the new Harrow Leisure Centre (subject to funding) is considered accessible to slightly fewer people than the current location.

More than half the total swimming demand generated by Harrow residents (56%) is met by pools in the catchment area located in neighbouring local authorities in the study area – i.e., ‘exported demand’. Whilst exported demand is a high proportion, it is clear from Figure 2.12 that this is not adversely impacting on the levels of satisfied demand in the neighbouring authorities which have rates of satisfied demand of between 87% (Brent) and 92% (Barnet).

Figure 2.11: Satisfied Demand for Swimming in Harrow by Run

Satisfied Demand	RUN 1	RUN 2	RUN 3
Harrow	2022	2037	2037
Number of visits which are met per week in peak period	15,983	15,887	15,773
% of total demand satisfied	94.2%	93.9%	93.2%
Number of visits retained per week in peak period	7,004	6,886	6,870
Demand retained as a % of satisfied demand	43.8%	43.3%	43.6%
Number of visits exported per week in peak period	8,979	9,001	8,903
Demand exported as a % of satisfied demand	56.2%	58.7%	56.4%

Figure 2.12: Percentage of Satisfied Demand in Study Area by Run

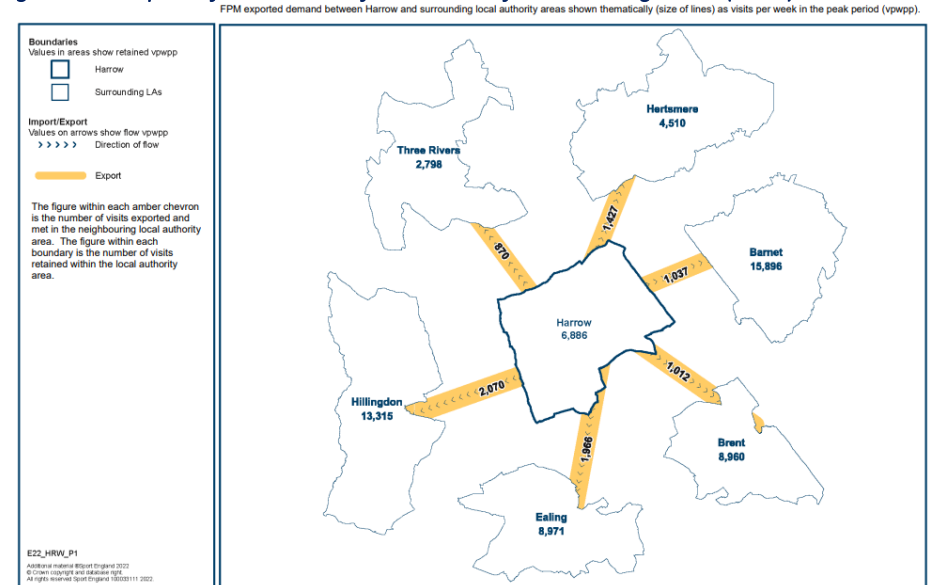
% of Total Demand Satisfied	RUN 1	RUN 2	RUN 3
Local Authority	2022	2037	2037
Harrow	94%	94%	93%
Barnet	92%	91%	91%
Brent	87%	85%	85%
Ealing	90%	88%	88%
Hillingdon	91%	90%	90%

Retained Demand for Swimming Pools

Another key measurement is retained demand which is a subset of satisfied demand and shows how much of Harrow residents’ satisfied demand for swimming is retained at pools within the borough. This assessment is based on the catchment area and appeal of the borough’s pools and residents in the borough swimming at these pools.

It is apparent that the age and quality of Harrow’s swimming pools does not make them as attractive to borough residents as newer pools in the study area. Hence, at present, the majority of Harrow’s demand is met outside the borough. The distribution of exported swimming demand from Harrow to other local authorities is illustrated in Figure 2.13 below. Hillingdon’s pools account for the most weekly swimming visits in the peak period from Harrow residents (2,070/wk) following by Ealing (1,966/wk).

Figure 2.13 Export of Harrow Satisfied Demand for Swimming Run 2 (2037)



Unmet Demand for Swimming Pools

Unmet demand is important to note as it is demand for swimming pools which cannot be met because there is either too much demand for any particular swimming pool within its catchment area and there is a lack of capacity; or because demand is located too far away from any swimming pool.

In Harrow, unmet demand amounts to a relatively small 5.8% of total demand in Run 1, equivalent to just 162.5 sqm of water area and 6.1% of total demand in Run 2, equivalent to 170.7 sqm of water. In Run 3, with the new Harrow Leisure Centre (subject to funding) in a slightly less accessible location, unmet demand is estimated at 6.8% equivalent to 189.4 sqm of water. This is shown in Figure 2.14.

Whilst this level of total unmet demand could be interpreted as an indication of a need for a further small swimming pool (e.g., a 20m 4 lane pool) in the borough, in reality the unmet demand is aggregated from across the whole borough and not concentrated in a single location.

Queensbury is the location that can meet most of the unmet demand at 143 sqm of the total of 162.5 sqm. The FPM finds that this is an insufficient total to consider building a new swimming pool and includes unmet demand from other boroughs.

Figure 2.14: Unmet Demand for Swimming in Harrow by Run.

Unmet Demand	RUN 1	RUN 2	RUN 3
Harrow	2031	2031	2037
Number of visits unmet per week in peak period	988	1,038	1,152
Unmet demand as a % of total demand	5.8%	6.1%	6.8%
Equivalent in sqm of water with comfort factor	162.5	170.7	189.4
% of unmet demand due to:			
Facility too far away:	88.5%	82.8%	74.8%
Without access to a car	82.8%	77.4%	70.0%
With access to a car	5.8%	5.4%	4.9%
Lack of facility capacity:	11.5%	17.2%	25.2%
Without access to a car	10.1%	15.0%	21.8%
With access to a car	1.4%	2.2%	3.4%

However, it is important to note the two different types of unmet demand. Unmet demand increases slightly in Run 3 with the replacement larger pool provision for the new Harrow Leisure Centre (subject to funding) due to its different location. However, the table shows that it is lack of facility capacity that is the primary source of unmet demand under this scenario and not the location (facility too far away). Some unmet demand will always exist because it is not possible to achieve complete spatial coverage whereby all

areas of an authority are within walking distance of a swimming pool providing sufficient capacity in the peak period and not everyone will want, or be able, to drive to a facility.

Figures 2.15 to 2.17 shows that unmet swimming demand in Harrow is highest in the Queensbury area on the eastern borough boundary with Brent at between 9sqm of water in Run 1, 9.9sqm in Run 2 and 10.3sqm in Run 3 with the change in location of the Harrow Leisure Centre (subject to funding) slightly further away from Queensbury.

Finally, Figure 2.18 illustrates that there is insufficient unmet demand in any one area of the borough to justify the provision of additional pools in the study period to 2037.

Figure 2.15: Unmet Demand for Swimming Pools in Harrow in Run 1 (2022 provision)

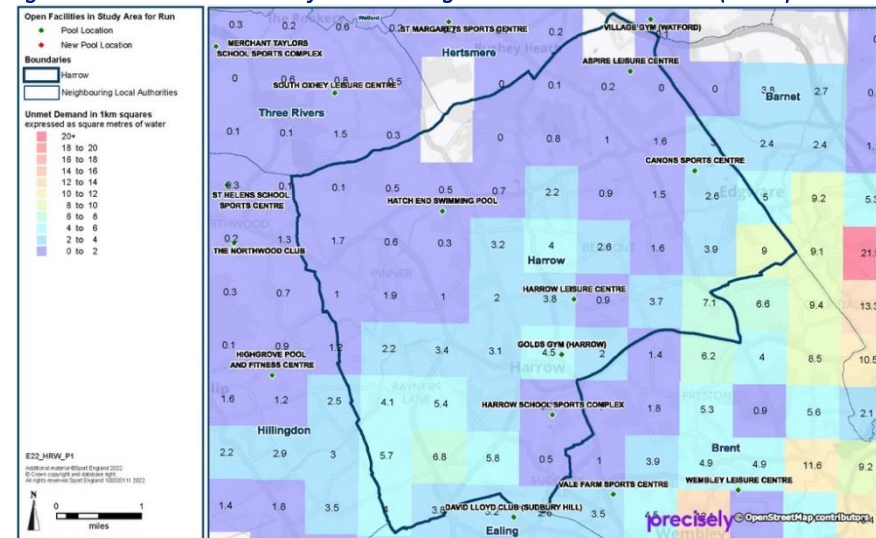


Figure 2.16: Unmet Demand for Swimming Pools in Harrow in Run 2 (population increases)

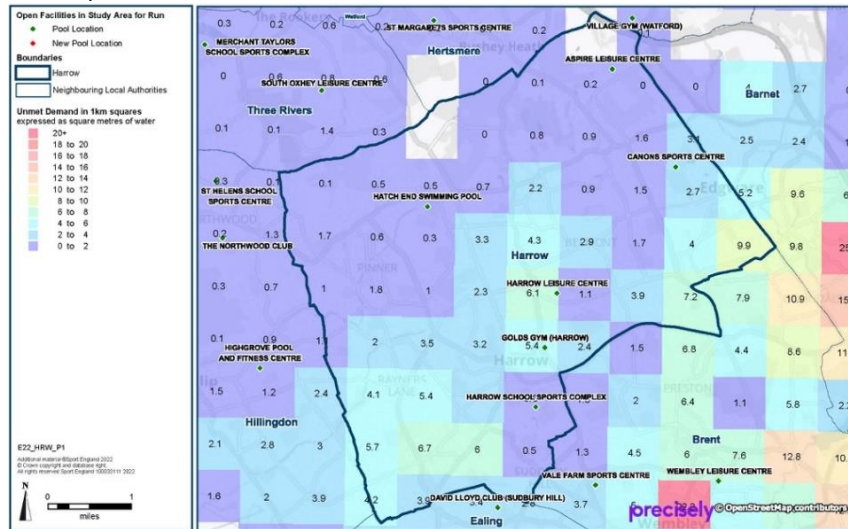


Figure 2.18: Reachable Unmet Demand for Pools in Harrow Run 3 (2037)

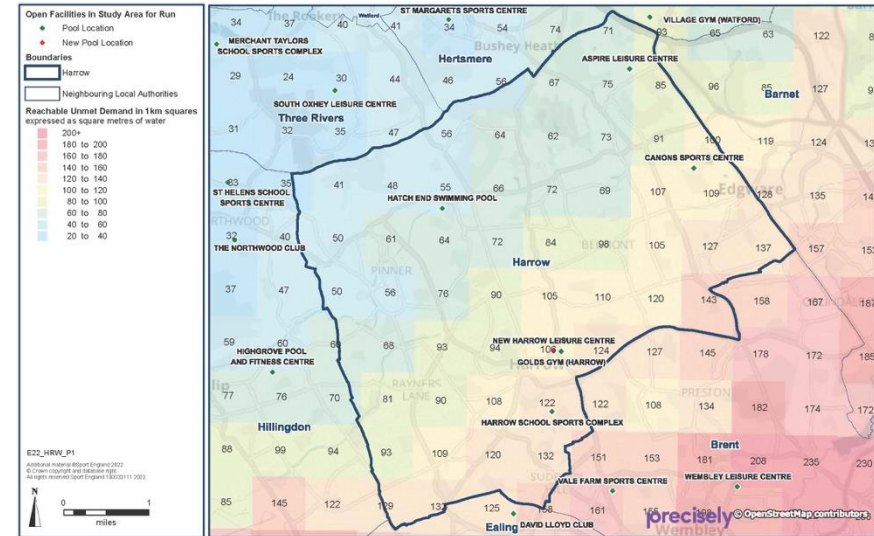
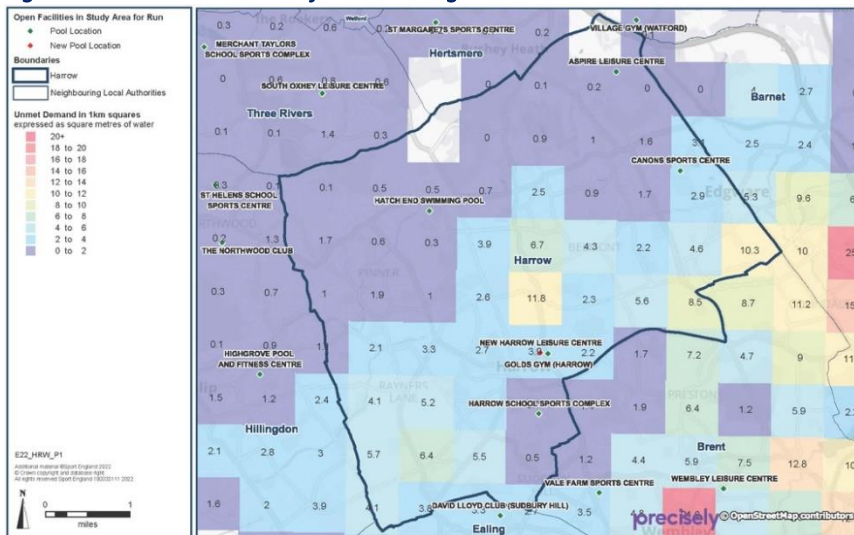


Figure 2.17: Unmet Demand for Swimming Pools in Harrow in Run 3



Used Capacity of Swimming Pools

Sport England defines used capacity as a measure of usage at swimming pools that estimates how well used or how full facilities are in the peak hours; the pools and ancillary changing rooms etc. expressed as a percentage. The assumption is that usage over 70% of capacity is busy and that the venue is operating at an uncomfortable level above that percentage.

The estimated used capacity of Harrow’s swimming pools in the weekly peak period across the borough is 84% in Runs 1 and 2 and 85% in Run 3.

In all three runs, the two school pools (Canons and Harrow School) which have restricted availability in the peak period both operate at 100% of capacity in these hours. So too does the commercial gym pool at Golds in Harrow which offers full availability in the peak hours but has a small water

area. The accessible pool at Aspire Leisure Centre in the north of the borough operates well within comfortable capacity in the peak.

In the case of the public pools, Hatch End pool currently is above comfortable capacity in the peak hours at 85% but used capacity is forecast to fall to 66% in 2037 due to changes in the population age profile. The existing Harrow Leisure Centre pools are full beyond comfortable capacity in the peak and are forecast to remain so in 2037 whether the existing pools are retained in Wealdstone (Run 2), or a replacement larger pool is provided in Harrow (Run 3).

It’s often a combination of factors that influence usage and these vary from one facility to another; factors include but are not limited to the type of facility - public or commercial, the level of demand within the travel time catchment from the site and reachable from other pools, hours available for community use, the type of swimming activities and classes programmed, the age and size of the swimming pool and the demand imported from surrounding areas.

Figure 2.19: Used Capacity of Swimming Pools by Run

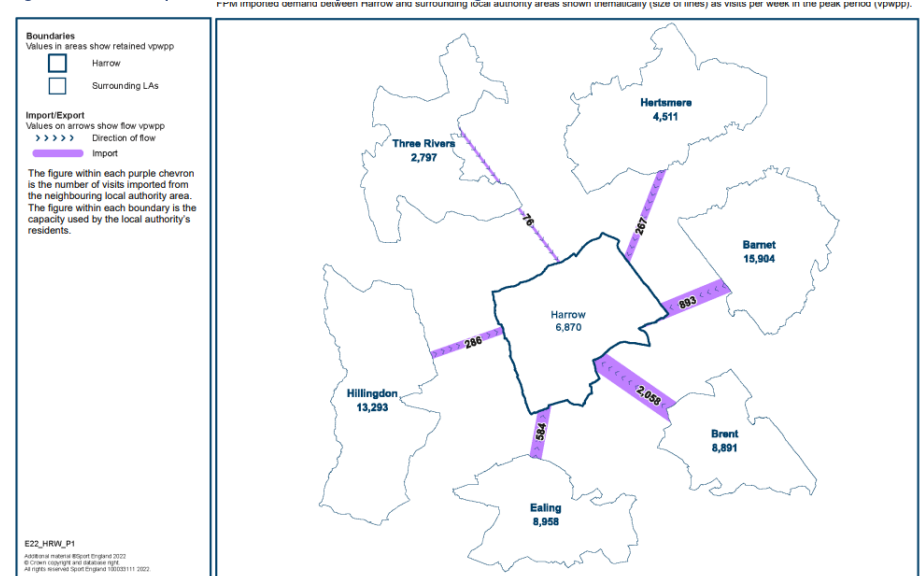
Used Capacity	RUN 1	RUN 2	RUN 3
	2022	2037	2037
Number of visits used of capacity in weekly peak	10,651	10,624	11,216
% of overall capacity of pools used	84.2%	84.0%	84.9%
Number of visits imported in weekly peak period	3,647	3,738	4,347
Visits imported as a % of used capacity	34.2%	35.2%	38.8%
Difference of import visits versus export visits	-5,332	-5,623	-4,557

In 2037, if a new Harrow Leisure Centre was delivered (subject to funding) with a modern larger main swimming pool it will provide greater capacity. These attractiveness factors and the change in location increase the ‘draw effect’. Accordingly, the modelling estimates that the new provision will attract more usage both from Harrow residents and residents of

neighbouring boroughs within the 20 minutes travel time catchment area, most particularly from Brent.

This is illustrated in Figure 2.20 below which shows the FPM estimate of the number of visits per week in the peak period that will be attracted (i.e., ‘imported demand’) from each of the neighbouring local authority areas in 2037 with the new Harrow Leisure Centre (subject to funding).

Figure 2.20: Imported Demand for Swimming Pools to Harrow Run 3



Local Share of Swimming Pools in Harrow by Run

This measure helps show which areas have a better or worse share of facility provision and is useful for looking at ‘equity’ of provision in Harrow. It considers the size, availability, and quality of facilities, as well as travel modes and decreases as facilities age. Local share is the available capacity at the locations that people want to visit in an area (taking into account deprivation), divided by the demand for that capacity in the area.

A value of 1 means that there is enough quality supply reachable by the demand. A value of less than 1 indicates a shortage of quality supply that can be reached by the demand and a value greater than 1 indicates a surplus of reachable quality supply.

Harrow has a local share of 0.86 in Run 1. This decreases to 0.53 in Run 2 because of the further ageing and decline in the attraction of the pool facilities. However, in both runs, demand is greater than supply in terms of share, across the borough.

Local share increases slightly in Run 3, to 0.56, because any new Harrow Leisure Centre (subject to funding) increases supply (a larger main pool) and is considered as far more attractive to users.

The distribution of local share varies across Harrow. In all runs, local share is poorest in Wealdstone, Harrow Town Centre, and South Harrow. In these areas, local share decreases from 0.6-0.7 in Run 1 to 0.4 in Run 2 due in large part to the further decline in the attractiveness of the aged Harrow Leisure Centre for swimming. Local share is best where demand is lowest, which is Stanmore (local share values of 1.3-1.4) and Pinner (1.2-1.3). In 2037, local share remains highest in these areas with lower values (0.8 and 0.9).

Comparative Measure of Provision

A comparative measure of swimming pool provision is water space per 1,000 population. In 2022, there is wide variation in provision across the area, ranging from 6.0 sqm of water per 1,000 population in Brent to 13.0 sqm of water per 1,000 population in Hillingdon.

As shown in Figure 2.21, In all runs, Harrow has the third-lowest provision in the study area, at 6.9 sqm of water per 1,000 population in Runs 1 and 3, and 6.6 sqm of water in Run 2. The increase in water space in Harrow

between Run 2 and Run 3 offsets the increase in population between Run 1 and Run 2.

Harrow’s provision is below the London average, which is between 9.4 sqm and 10.3 sqm of water per 1,000 population across the runs and is below the England average of between 11.2 and 11.9 sqm of water.

Figure 2.21 Water Space per 1,000 Population by Area and Run

Water space per 1,000 population	RUN 1	RUN 2	RUN 3
Local Authority	2022	2037	2037
Harrow	6.9	6.6	6.9
Barnet	9.9	9.1	9.1
Brent	6.0	5.2	5.2
Ealing	6.3	5.7	5.7
Hillingdon	13.0	12.6	12.6
London	10.3	9.4	9.5
England	11.9	11.2	11.2

Whilst there are many factors that influence the level of physical activity, given Harrow’s figures indicate lower activity than both national and London coupled with lower levels of water space than the London average, consideration of investment to improve the capacity of facilities forms a central part of the strategy given the space constraints that exist in Harrow.

What next based on the FPM analysis?

The strategic theme arising from the FPM study is the need to work with providers – public, educational and (if possible) commercial – to improve the stock. The unifying feature, across all the providers, is an old and mainly unmodernised stock of swimming pools. The newest pool opened 20 years ago (Golds Gym) and only two of the six sites have been modernised – Hatch End Swimming Pool in 2010 and Aspire Leisure Centre in 1995.

Intervention requires the modernisation of the current stock to improve the offer, or replacement of the existing stock on grounds of age and condition. In respect of existing sites, the modelling supports the following interventions:

Aspire Leisure Centre:

- Currently provides the maximum hours for community use.
- Pool opened in 1990 and was modernised in 1995.
- Hugely important for disability sport.
- Further modernisation would increase its attractiveness (based on its age) and retention of Harrow residents' use.

Canons Sports Centre:

- In an area of high demand.
- Currently available for community use for 24.5 hours in the weekly peak period.
- Increasing community access where feasible would address some of the borough's unmet demand.
- Pool opened in 1993 and has not been modernised.

Hatch End Swimming Pool:

- The only site in the northwest of the Borough.
- Demand is low in this area of the Borough but on grounds of retaining access to a public leisure centre and meeting demand, the FPM assessment indicates that there needs to be a pool in this area of the Borough.
- Should there be a need to replace the pool on grounds of age and condition, then Rayners Lane or South Harrow would appear from the FPM analysis to potentially be better locations in terms of meeting demand.

Harrow Leisure Centre:

- The current is the only site with a main pool and a learner pool and therefore is critical to meeting demand.
- The FPM assessment supports provision of a new Harrow Leisure Centre (subject to funding) at the scale modelled and possibly larger.
- The assessment for the scale modelled identifies there is demand from users that would like to access the pools but are unable to do so because they are operating at full capacity.
- Expansion of the learner pool would accommodate some of this demand, subject to detailed feasibility supporting a larger learn-to-swim programme.
- Subject to feasibility and planning, there are apparent advantages to the existing site in Wealdstone compared to the site modelled. It is an area of higher deprivation, and more residents live within a 20-minute walk.
- However, the over-riding intervention need is to significantly improve the current level of provision and access.

Harrow School:

- The FPM assessment and modelling supports the development at Harrow School and with community use, albeit access will be by membership.
- It is in the south of the Borough, reasonably close to the location of the new Harrow Leisure Centre (subject to funding), specified in the FPM assessment. However, there is sufficient demand to support both projects.

Swimming Pool Sites and Consultation

The Consultation with Swim England emphasised the need for the Council to ensure the level of provision is maintained and where possible enhanced. The priority is to plan for the replacement of Harrow Leisure Centre and extend the capacity of the water space with a more modern and flexible offer of a main 8 lane 25m pool and learner pool provision. The future of Hatch End will also need consideration in the future. Everyone Active,

operators of Harrow Leisure Centre state the plant is inefficient, and the facility is costly to repair and maintain.

Club Consultation

The Borough of Harrow Swimming Club (BHSC) is a large swimming club with a current membership of 464, catering for swimmers from 4 to 65 years. The club has seen an increase in membership in the last few years. The club would like to grow but are unable to due to the lack of pool time. The club’s activities are spread across 3 different pools; Harrow Leisure Centre, St Margaret’s Sports Centre in Bushey (Hertsmere) and St Helen’s School in Northwood (Hillingdon). The club have identified the need to improve and extend their facilities to be able to sustain and grow their club.

Quality ratings – Main facility - 3/5 Changing facilities - 4/5

Kingfisher Swimming Club is a swimming club for people with disabilities. The club has exclusive use of both pools at the Harrow Leisure Centre on a Saturday between 5-6pm. They have 72 members registered with around 30 attending each week, their membership has decreased since covid, but numbers are slowly growing back up. The members have a wide range of disabilities and whilst the club has swimming teachers / coaches present they cannot provide a 1:1 service so need family members to attend for support. The club reports staffing issues can affect their sessions, including a lack of lifeguards, meaning at times they can only use one pool. The centre has invested in new disabled changing area and upgraded the hoists.

Quality ratings – Main facility – 3/5

Survive and Save Club is a swimming and lifesaving club that has been in existence for 50 years. They have approximately 25 youth members. The club’s membership was affected by Covid and a lack of qualified teachers, previously having up to 90 members. They have a demand for adult classes and additional junior sessions and could double their membership with additional qualified teachers. The club uses Harrow Leisure Centre and runs courses for teachers to enable further growth. The club have identified a need for additional pool time if they grow above their previous pre covid membership numbers.

Quality Ratings – Main facility – 3/5 Changing facilities – 3/5

Summary

The needs for the NGB align closely with the evidence from the FPM analysis with further insight into the importance of Aspire Leisure Centre pool and its focus on disabled swimmers and participants. The demand of the club and lack of access to sites provide further evidence of the need for additional provision in the area. A new or refurbished leisure centre with an 8 lane pool provides an opportunity to accommodate the clubs demands. Further provision could also be secured by ensuring community use through the planning process at the proposed new pool at Harrow School.

Priorities and Actions - Swimming Pools

Swimming		
Protect	Enhance	Provide
Protection of the current levels of water space and peak period availability at all pools including education pools within the borough and ensure that Harrow Leisure Centre can continue to operate during the next planning phases for any future replacement.	Further modification of Aspire LC pool to reduce energy costs and reduce carbon. LB Harrow to support where possible.	Subject to feasibility and funding plan for the replacement / refurbishment of Harrow Leisure Centre to provide additional water space and accommodate the demands of community clubs. Consider a future options appraisal for Hatch End Swimming Pool based on FPM recommendations. Where resources allow advise and provide support for any replacement of Harrow School pool and secure community usage.

Swimming

Prioritised Actions:

- Set out detailed Options and Affordability assessment for replacement/ refurbishment of Harrow Leisure Centre to provide new main and learner pools providing greater capacity.
- Where possible seek to negotiate increased public availability in the peak period to the pool at Canons Sports Centre.
- Subject to resources the Council to provide advice and guidance for Aspire to improve running costs and reduce carbon.
- Consider a future options appraisal for Hatch End Swimming Pool based on FPM recommendations.

Future Delivery

- New / refurbished Harrow Leisure Centre with increased capacity (subject to funding)
- Replacement of Harrow School pool (led by school)
- Review impact of the delivered pool projects in Harrow and neighbouring authority areas on demand and supply of water space in Harrow to identify any future needs

Sports Halls

What’s changed since the Indoor Sports Facilities Strategy 2018

In common with most local authority areas, Harrow’s current supply of sports halls is predominantly on education sites with variable levels of availability to the public in the peak hours in the evenings and at weekends.

Education providers account for ten of thirteen main sports halls in Harrow including the newest ones at Salvatorian College and Whitmore High School, both 4-badminton court size sports hall opened in 2021 and 2020 respectively. The provision at Salvatorian College is available for community lettings for 29 hours a week in the peak period and Whitmore High School is available for 25.5 hours a week in the peak period.

Another school, Avanti House Secondary School, opened its 4-court sports hall just after completion of the previous strategy in 2018. Access to this sports hall is quite limited at just 15 peak hours a week.

Notwithstanding these new additions to the educational supply, as with swimming pools, the age and condition of the stock of public sports halls available at all times is the over-riding issue in Harrow, particularly at the Harrow Leisure Centre the oldest sports hall in the borough which opened in 1975. Seven of the thirteen sports halls opened before 2010 and only one of these has been modernised.

Sport England’s Facility Planning Model

To update the FPM report provided in 2017 to inform the current strategy and to better understand the sport hall needs in 2022, the Council commissioned a new FPM analysis which was completed in December 2022.

To successfully plan for the future provision of sports halls, Harrow Council used the Sport England Facilities Planning Model (FPM), to inform its detailed assessment of needs by modeling how demand for sports halls is met by the supply of sports halls currently (i.e., at 2022).

It is most important to state that the FPM considers local supply, demand and accessibility factors – based on nationally researched parameters – to assist local authorities in undertaking detailed assessments of need for sports halls in their district or borough. The assessments are based on the catchment area, so include the sports halls and population across the borough and the neighbouring local authorities. The FPM study provides a hard evidence base that can inform consultations, to then provide a rounded evidence base. This can then be applied in the development of the Council’s strategic planning for the provision of sports halls.

As with swimming pools, the FPM sports hall assessment for Harrow includes the sports halls and population in the borough as well as those located in neighbouring local authorities that fall within a defined travel time catchment.

Headline Strategic Overview from the FPM Analysis

The headline strategic overview is that the demand for sports halls exceeds the accessible supply of sports halls. This finding is consistent with London as a whole. In 2022, approximately 10% of the Harrow demand is not met, the equivalent of around 6.9 badminton courts not taking into account the recent opening of the Salvatorian College and Whitmore School sports hall.

Meeting demand for sports halls for community use involves both local authority leisure centres and educational sites with the main difference being that there is far greater access and more extensive programmes of use at the public leisure centre sites.

Borough-wide, there is a large reliance on sports halls on education sites (three quarters of the available supply) a number of which currently offer quite limited availability in the peak hours of community demand. When aggregated across the education sites, this results in a high level of unavailable sports hall capacity in the borough as a whole. If more access could be provided at a number of these education sites, there would be a better balance between supply and demand, but it is unlikely to eliminate unmet demand from lack of capacity.

In addition to the new Whitmore School provision, other key education sites where access for community use has potential to be increased by negotiation and agreement are: Avanti House Secondary School (built in 2018 with currently 15 hours available in the peak) and; Whitefriars Community School (opened in 2000 and located in Wealdstone - an area of high demand – providing just 5 hours availability in the peak).

Aside from these more recently built sports halls, the remainder of the halls are now relatively old and therefore increasingly unattractive to potential users. There is a need for modernisation of the pre-2010 sports halls most particularly the oldest - Harrow Leisure Centre – which opened in 1975.

Harrow Leisure Centre is critical to the supply as the only fully public site. Aspire Leisure Centre, whilst available to the community, is managed by a charity that supports people paralysed by spinal cord injury. The centre runs a full community programme with a key focus on disability sport. Cedars Youth & Community Centre is managed by Watford FC's Community Sports & Education Trust.

There is an almost an even balance between the Harrow demand exported and met outside the borough (49%) and the demand retained within Harrow (51%). This reflects the small land area of London boroughs and the close proximity of many sports hall sites. Of the unmet demand, 53% is because sports halls are too far away from where residents live and 47% because of lack of available sports hall capacity.

This finding reinforces the need to maintain access to educational sports hall sites for community use and, if possible, increase it. It also points to a potential need to plan for further sports hall provision in future. Wealdstone and Roxeth are the areas identified by the FPM as having the highest reachable unmet demand.

Supply of Sports Halls

In the FPM modelling for sports halls, there are 15 individual sports hall facilities located at 11 sites in Harrow. This report however did not take into account the recent opening of the Salvatorian College and Whitmore School sports hall. Figure 2.22 includes these two sites to provide an up to date overview of provision in the borough of 17 halls on 13 sites.

Figure 2.22: Supply of Sports Halls Harrow, 2022⁷

Total Supply	
Harrow	2022
Number of halls	17
Number of hall sites	13
Supply in badminton court equivalents	71
Supply in courts scaled with hours available in peak period	45.5
Supply in visits per week in peak period	16,747
Average year built of sites	2002
Average year built of public sites	1995

In general, a four-court sports hall can provide for most indoor hall sports at the community level of participation. However, half of the four court halls have dimensions which are less than the Sport England and National Governing Bodies’ recommended size of 35m x 20m. Dimensions less than this, limit the run-off area between and behind courts. At two of the thirteen sites – Cedars Youth & Community Centre and St Dominic’s Sixth Form College – the halls are 3-court with dimensions of 27m x 18m which places restrictions on the range of sports activities and/or the levels of competition that these sites can accommodate.

The existing supply at Harrow Leisure Centre comprises 15 courts in total between two sports halls: a ten-court hall of 41m x 43m and a five court hall with dimensions of 41m x 21m. Any potential future provision of a new Harrow Leisure Centre (subject to funding) should retain at least an eight-court double sports hall so as to continue to provide for multiple sports activities as well as serve as a competition and events venue. Whilst short of the current 15 courts there are a number of other potential new developments being planned in the area which could mitigate a reduction of courts, subject to them being developed.

⁷ These totals include Whitmore HS (32m x 20m) and Salvatorian RC Coll which was excluded in error from the FPM run. Based on availability these sites have a capacity for c. 1,728 vpwpp.

Supply is defined as the supply or capacity of the sports halls available for community and club use in the weekly peak period. The supply is expressed in the number of visits that a sports hall can accommodate in the weekly peak period and in the number of badminton courts. The total supply and available supply are different because of the hours available for community use in the weekly peak period.

The weekly peak period is when the majority of visits take place and when users have most flexibility to visit. The peak period for sports halls is one hour on weekday mornings, five hours on weekday evenings and eight hours on weekend days. This gives a total of 46 hours per week. The modelling and recommendations are based on the ability of the public to access facilities during this weekly peak period.

The number of hours available for community use at the educational sites ranges from 5 to 39 in the weekly peak period. Most of the educational sites provide between 20 and 33 hours for community use in the weekly peak period. There is scope to increase the hours for community use at these sites and increase capacity without further provision of sports halls.

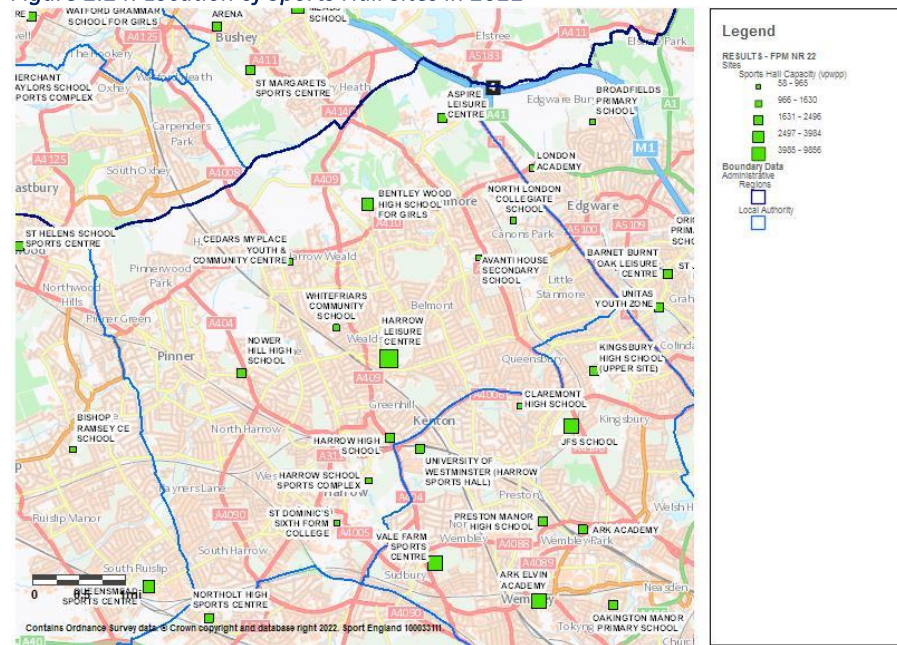
Figure 2.23: Details of Sports Halls Included in the Run

Site	Operation	Sports Hall Type
Aspire Leisure Centre	Other - charity	4-court (35m x 20m)
Avanti House Secondary School	Educational	4-court (33m x 18m)
Bentley Wood High School for Girls	Educational	4-court (35m x 20m)
		Activity (18m x 17m)
		Activity (18m x 10m)
Cedars Youth and Community Centre	Other	3-court (27m x 18m)
Harrow High School	Educational	4-court (33m x 18m)

Harrow Leisure Centre	Public	10-court (41m x 43m) 5-court (41m x 21m)
Harrow School Sports Complex	Educational	4-court (33m x 18m)
North London Collegiate School	Educational	4-court (35m x 20m)
Nower Hill High School	Educational	4-court (33m x 18m) Activity (18m x 17m)
Salvatorian College*	Educational	4-court (33m x 18m)
St Dominic’s Sixth Form College	Educational	3-court (27m x 18m)
Whitefriars Community School	Educational	4-court (35m x 20m)
Whitmore High School*	Educational	4-court (32m x 20m)

*Added as an addendum to the Run report as originally omitted in error.

Figure 2.24: Location of Sports Hall Sites in 2022⁸



Demand for Sports Halls

Total demand is calculated by adding the participation by each five-year age band/gender of Harrow’s population with the frequency of participation in each age band/gender and is expressed in visits in the weekly peak period and number of badminton courts. The FPM parameters for the percentage and frequency of participation, for gender and age, are calculated from Sport England’s Active Lives survey up to March 2020.

Harrow’s population in 2022 is 252,613⁹. This population produces a demand for sports halls from Harrow residents of 21,404 visits per week in the peak period. This is equivalent to 73 badminton courts with an 80% comfort factor*. This is more than the available supply which is 45.5 courts (including Salvatorian College and Whitmore High School new halls available for 29 hrs and 25.5hrs pwpp respectively) and the total supply of 71 badminton court equivalents.

*The FPM is designed to include a ‘comfort factor’, beyond which the venues are too full. When the venues are too full, the time taken to change the sports hall programme and equipment starts to impinge on the activity time itself and the changing and circulation areas become congested. In the model, Sport England assumes that usage above 80% of capacity is busy and the sports hall is operating at an uncomfortable level.

The highest concentration of demand in Harrow is in the Wealdstone area where Harrow Leisure Centre is located at 3.7 courts per square kilometre (the two yellow squares in Figure 2.25). Demand is lowest in the north and west of the borough at less than one court per square kilometre.

⁸ Figure 2.24 does not show Whitmore School or Salvatorian College Harrow

⁹ GLA 2020- based housing-led population projections (Released November 2021)

Figure 2.25: Demand for Sports Halls in Harrow, 2022

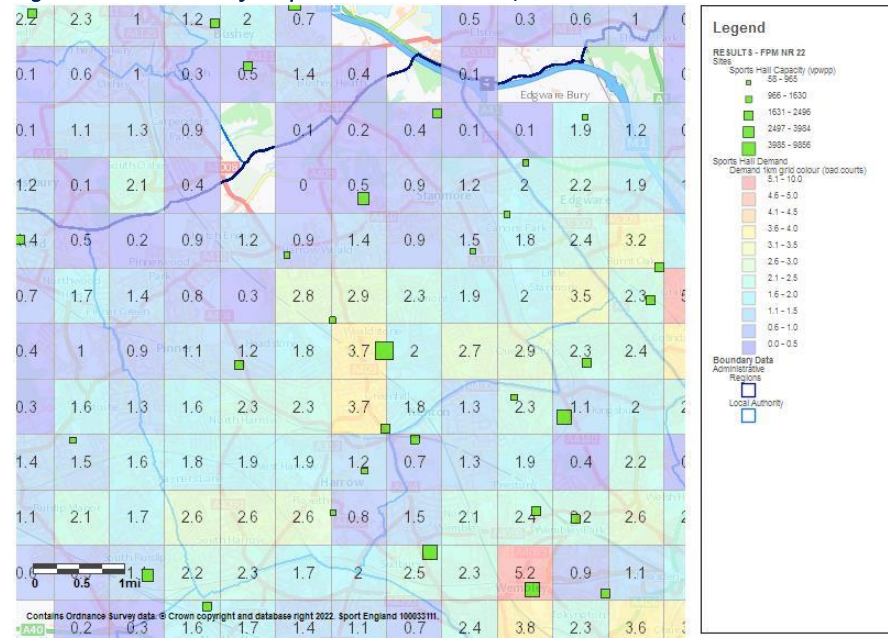
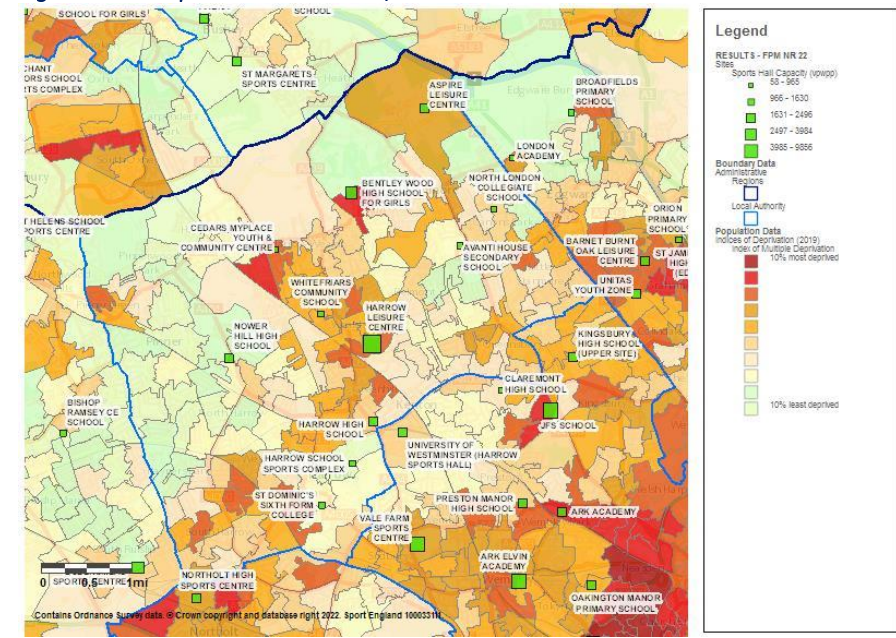


Figure 2.26: Deprivation in Harrow, 2022



None of Harrow’s lower super output areas (LSOAs) are in the most deprived 10% nationally. However, deprivation varies across the Borough (see Figure 2.26).

Three sports hall sites are in areas of higher deprivation:

- Harrow Leisure Centre.
- Bentley Wood High School for Girls.
- Cedars Youth & Community Centre.

Accessibility of Harrow’s Sports Halls

For residents without access to a car, travel to sports halls by public transport or on foot is the choice of travel. The FPM uses a distance decay function where the further a user is from a facility, the less likely they will travel. On average, a 20-minute travel time accounts for approximately 90% of visits to a sports hall. The travel-time limits used are:

- Driving is 30 minutes
- Public transport is 30 minutes (at half speed of car)
- Walking is 40 minutes (two miles)

The FPM findings are that 78.2% of all visits to sports halls by Harrow residents are by car, 12.1% are on foot and 9.7% are by public transport.

Therefore, more than one in five of all visits are either on foot or by public transport (see Figure 2.27)

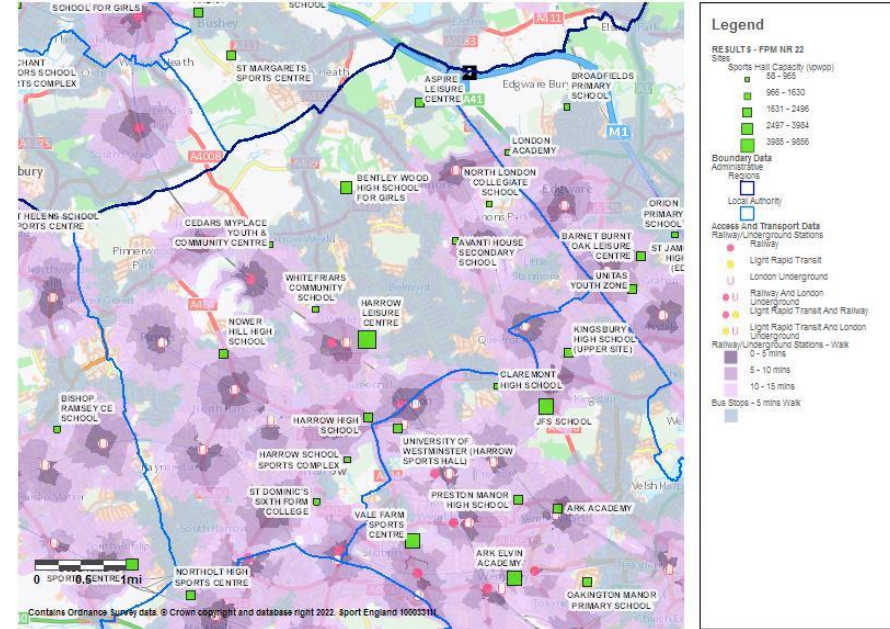
Figure 2.27: Travel Mode of Harrow Demand to Sports Halls, 2022¹⁰

Accessibility	
Harrow	2022
% of population without access to a car	22.5
% of population within a 20-minute walk of a sports hall	66.2
% of demand satisfied when travelled by car	78.2
% of demand satisfied when travelled on foot	12.1
% of demand satisfied when travelled by public transport	9.7

More than a fifth of Harrow residents do not have access to a car (22.5%). London has a very extensive public transport system and perhaps not surprisingly all the sports hall sites are located within a five-minute walk of a bus stop (grey areas in Figure 2.28).

All the sports hall sites apart from Aspire Leisure Centre and Bentley Wood High School for Girls are also within a 15-minute walk of a railway station (purple areas in Figure 2.28). Accessing sports halls by bus or by train/underground appears to be accessible across Harrow.

Figure 2.28: Walking Access to Public Transport in Harrow, 2022



Satisfied Demand for Sports Halls

Satisfied demand represents the proportion of total demand that is met by the capacity at sports halls which are located both within and outside the borough, from Harrow residents who live within the travel time catchment area of those sports halls. The FPM analysis shows that there is enough sports hall capacity within a suitable travel time to meet more than nine out of ten desired visits to a sports hall by a Harrow resident (see Figure 2.29). It should be noted that the satisfied demand percentage in Harrow will have increased since the opening of the Salvatorian College and Whitmore School Sports Hall.

¹⁰ Excludes Salvatorian College and Whitmore High School

This level of satisfied demand is in line with the national average and well above the London average of 85%.

Figure 2.29: Percentage of Satisfied Demand for Sports Halls in Study Area, 2022¹¹

% of Total Demand Satisfied	
Local Authority	2022
Harrow	90.5%
Barnet	88.0%
Brent	80.3%
Ealing	84.6%
London Region	85.0%
England	90.6%

Retained Demand for Sports Halls

Retained demand is a subset of satisfied demand and shows how much of Harrow residents’ demand for sports halls is retained at sports halls within Harrow. This assessment is based on the catchment area and appeal of Harrow’s sports halls and Harrow residents using these facilities. In 2022, 51% of satisfied demand is retained within the borough. The supply of sports hall sites in the neighbouring London boroughs is higher, especially in Barnet which has 24 sports hall sites (double the number in Harrow). It may well be that these sites are more accessible to Harrow residents, and they are choosing to use them. In 2022, 49% of the Harrow met demand is exported and met outside the Borough.

If residents in neighbouring authorities participate at a sports hall in the borough, their usage becomes part of the used capacity of the borough’s sports halls, this is known as imported demand, in Harrow this accounts for a third (33.3%) of the used capacity of sports halls in the borough. Harrow imports 4,939 visits per week in the weekly peak period and exports 9,487

¹¹ Excludes Salvatorian College and Whitmore High School

visits in the weekly peak period in 2022, therefore Harrow is a net exporter of 4,548 more visits per week in the weekly peak period than it imports.

Unmet Demand for Sports Halls

Unmet demand is important to note as it is demand for sports halls which cannot be met because there is either too much demand for any particular sports hall within its catchment area and there is a lack of capacity; or because demand is located too far away from any sports hall. In Harrow, unmet demand is 10% of total demand, which equates to between 6 and 7 badminton courts although it is noted that this excludes consideration of the impact of the supply at Salvatorian College and Whitmore High School which was excluded in error from the FPM run (see Figure 2.30).

Figure 2.30: Unmet Demand for Sports Halls in Harrow, 2022¹²

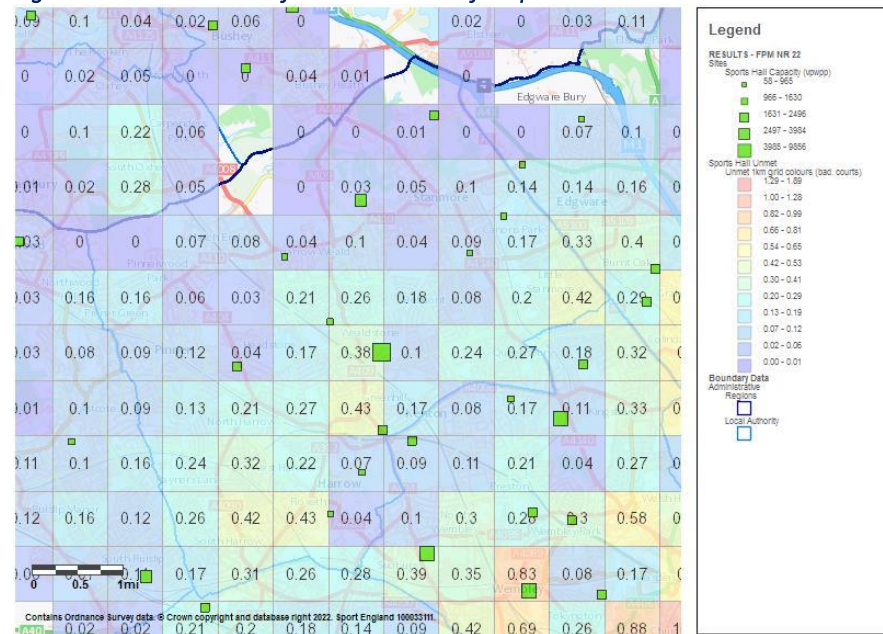
Unmet Demand	
Harrow	2022
Number of visits unmet per week in peak period	2,038
Unmet demand as a % of total demand	9.5%
Equivalent in courts with comfort factor	6.9
% of unmet demand due to:	
Facility too far away:	52.6%
○ Without access to a car	51.1%
○ With access to a car	1.5%
Lack of facility capacity:	47.4%
○ Without access to a car	44.0%
○ With access to a car	3.4%

Figure 2.31 below shows that the unmet demand for sports halls is spread across Harrow at very low levels. It is lowest in the north of the borough and

¹² Excludes Salvatorian College and Whitmore High School

the largest amount of unmet demand per square kilometre is in the south of the borough at between 0.42 and 0.43 of a badminton court (the yellow squares).

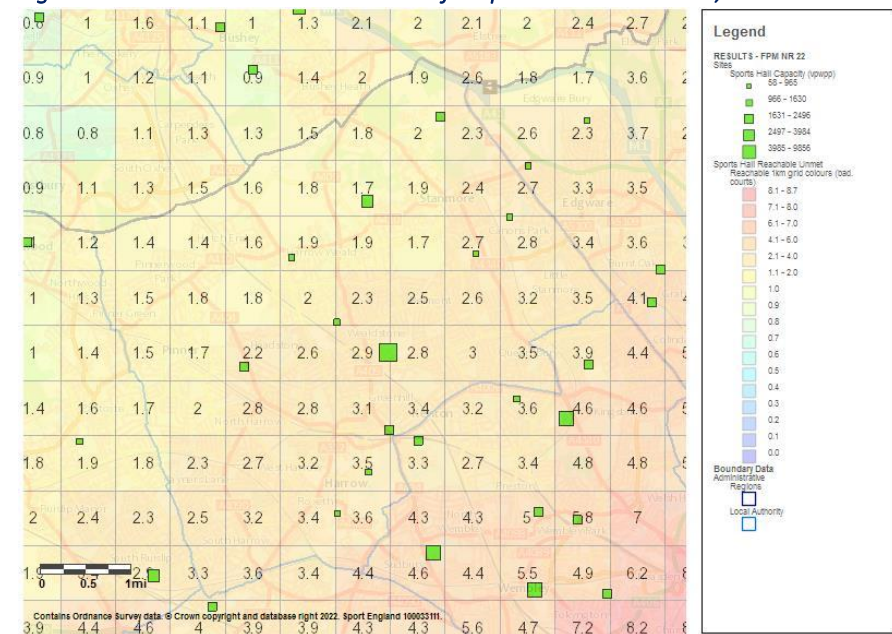
Figure 2.31 Distribution of Unmet Demand for Sports Halls in Harrow



An analysis of the spread of unmet demand shows the level of unmet demand that would be met by a potential new facility in any given location, this is known as ‘reachable unmet demand’ and is calculated for each one-kilometre grid square shown in Figure 2.32. Accessibility is a major factor in determining reachable unmet demand so a location with a good road network and good public transport links has a higher reachable unmet demand than a facility in a geographical area which has a poor layout which makes it more difficult for people to move around and get to a sports hall location.

Within the borough, east of Roxeth has the highest level of reachable unmet demand, at 3.6 courts. This area borders Brent, where reachable unmet demand is higher. While the level of reachable unmet demand does justify further provision of sports halls, the location is as likely to benefit Brent residents as Harrow residents.

Figure 2.32: Reachable Unmet Demand for Sports Halls in Harrow, 2022



Used Capacity of Sports Halls

Similar to most London boroughs, the used capacity in Harrow’s sports halls is estimated by the FPM to be close to 100% full in the weekly peak period at 98.7% in 2022. Analysis by site shows that ten sites are 100% full in the peak with the sports hall at the Aspire Leisure Centre in Stanmore the only site operating at a lower level in the peak hours (88%). At all sites, this is

well above the 80% capacity level Sport England considers “comfortable”. All three neighbouring London boroughs have similar levels of estimated used capacity. The London region average is 97% of capacity used at peak times.

The model’s assessment indicates that there is greatest potential scope to increase capacity through securing longer community hours on some of the education sites, especially where there is capacity to increase community hours to include all weekday evenings and weekends. It is acknowledged that the council does not control these sites and the policy towards community use and access is determined by each educational provider. Therefore, it will involve negotiation with individual educational owners to increase access for community use.

Site Analysis and Audit

The Harrow Leisure Centre is dated and in need of modernisation to continue to provide a suitable space for multi-sports activity and it is essential that any re-provision of a new leisure centre includes at least 8 courts.

The sports hall at Harrow School Sports Complex is dated and suffering from subsidence. The school has plans to rebuild the complex which will include doubling the sports hall to 8 courts.

Cedars Youth & Community Centre Sports Hall floor and lighting was scheduled in for refurbishment at the time of the site visits.

The majority of the remaining Sports Hall are on education sites and vary in quality from good to standard. Most of these are well used for a variety of community activities. There is an opportunity to extend hours of use at Avanti House Secondary School, Whitefriars Community and Whitmore High School. Park High School are currently prevented from opening their sports hall for community use due to planning conditions but would like to

and state they have demand from clubs. Canons High School has developed masterplan proposals for new school facilities that include a 4 court Sports Hall, that will be available for community use.

Club Consultation

Ace Badminton Club (Harrow Leisure Centre) is a junior badminton club with around 50 members from U7 – U17, with an even split of male and female members. They use 10 courts at the Harrow Leisure Centre every Saturday from 3-5pm and have a waiting list of around 20. There is a demand for extra sessions and could fill 5 courts for 2 hours on a Wednesday but there is no availability. The Leisure Centre is also used for The Middlesex Junior League Tournament (7 clubs, 90 participants) once a month due to its central location and parking availability. The club has ambitions to grow but needs more coaches and court time to facilitate this. The club has identified a need for the facility to be updated.

Quality ratings – Playing surface – 3/5

Chequers Badminton Club (Cedars Comm. Centre) has around 30 members and has seen membership levels remain steady in the last few years. The club has plans to grow further and are looking to enter the Middlesex County League and National Competitions. The club has identified a need for the flooring and lighting to be renewed when they answered the survey, but this has since been completed.

Quality ratings - Playing surface - 4/5 Changing facilities - 4/5

Harrow Korfball Club (Harrow Leisure Centre and Whitefriars Community School) has around 30 playing members, with three U18 and the rest adult players. They have 3 teams, with two in the regional league and one in a local league. The club are aiming to grow their membership to field a fourth team and increase the number of females. Their main venue for matches is Harrow Leisure Centre, and the club funded the court markings for the hall. They use Whitefriars Community School for training sessions, although the court is not marked out. Harrow Leisure Centre is also used to host the England Korfball Association inter area youth competition for U11,13,15, and U17 age groups due to its central location. The club

have identified the need for a larger facility to accommodate a bigger court size of 40x20m.

Quality Ratings – Playing surface 2/5

Ruislip Tigers Korfbal Club (Queensmead Sports Centre, Hillingdon) has around 60 members of which they say 90% are from Harrow and also use Harrow Leisure Centre for some sessions. They have seen a decrease in members in the last few years but have ambitions to grow but struggle with indoor hall space at evenings and weekends and need a hall 44x28m for senior matches. The club have funds to build a facility but are looking for space and a long lease.

Stanmore Cricket Club (Kingsbury High School, Barnet and Avanti House) has 300 members. The club is based in Harrow but travel outside of the borough for indoor training at Kingsbury High School. They also use Avanti House for junior training. The club feel there is a lack of indoor space for cricket nets in the borough and would be interested in using Park High School if they had permission to open for community use.

Wembley & Harrow Table Tennis League (Salvatorian College). The league has just over 400 registered players, from 18 clubs in the boroughs of Brent, Harrow, Hillingdon and Ealing. Eight clubs are located in Harrow, Stanmore, LCNL, Kenton, Vagabonds, Headstone, Sudbury Hill West Harrow and Apollo. The clubs use a variety of venues including schools, community centres, cricket and tennis clubs. The league use Salvatorian College once a week for junior coaching only, as it isn't suitable for adult competitive play. The league had identified a need for a venue large enough to provide multi-table training, coaching and competitive activities, with suitable flooring, lighting and storage.

Summary

The headline strategic overview of the FPM report outlined that approximately 10% of Harrow's demand is not met, the equivalent of around 6.9 badminton courts, however this does not take into account the recent opening of the Salvatorian College and Whitmore School sports hall, totalling 8 courts. This would suggest the majority of demand in Harrow is now met (subject to accessibility of travel to each location). If a new leisure

centre (subject to funding) was redeveloped it should include a minimum of 8 courts. Whilst short of the current 15 courts there are a number of other potential new developments being planned in the area which could meet this demand, as highlighted during consultation such as the proposed redevelopment and expansion of Harrow School Sports Hall (8 courts), Canons High School (4 Courts) and facilitating the opening of Park High School (4 courts). These projects are all subject to planning approval so it would be important to ensure Sports Hall provision is reviewed at the time of Harrow Leisure centre being redeveloped to ensure demand for sports hall provision is met, as any reduction in the number of courts available would need to have already been mitigated by new provision.

Sports Halls Recommendations

Protect	Enhance	Provide
<ul style="list-style-type: none"> Protection of the existing overall sports hall supply including the availability of sports halls on education sites as a minimum. 	<ul style="list-style-type: none"> Harrow Council to review educational site access and availability – engage with Avanti House Secondary School, Whitefriars Community School and Whitmore High School to look at opportunities to enhance provision and explore opportunities to allow Park High School to open for community use. 	<ul style="list-style-type: none"> As part of any new Leisure Centre (subject to funding) ensure the replacement of the sports hall (8 courts) as well as the re-provision of a large hall suitable to accommodate events. Subject to resources investigate the feasibility of providing sufficient space and court time for Korfbal provision in the area.

Prioritised Actions

Short Term (1-2 years)

- Finalise Options and Affordability assessment for replacement of Harrow Leisure Centre to provide a new sports hall suitable for community sport and the hosting of indoor sports events with spectators.
- Look at opportunities to enhance community access at education sites at key strategic locations to increase access for clubs and provide more indoor cricket provision.

Sports Halls Recommendations

Protect	Enhance	Provide
Medium / Longer Term		
<ul style="list-style-type: none"> ○ New Harrow Leisure Centre (subject to funding) built with re-provision of sufficient sports hall and events space. ○ Ensure community use (and indoor cricket provision) is secured through planning conditions for proposed Sports Hall new builds including Harrow School and Canons High School. ○ Review impact of the delivered sports hall projects in Harrow and neighbouring authority areas on demand and supply of court space in Harrow to identify any future needs. ○ Subject to resources the investigate the feasibility of sufficient space and court time for Korfball provision in the area. 		

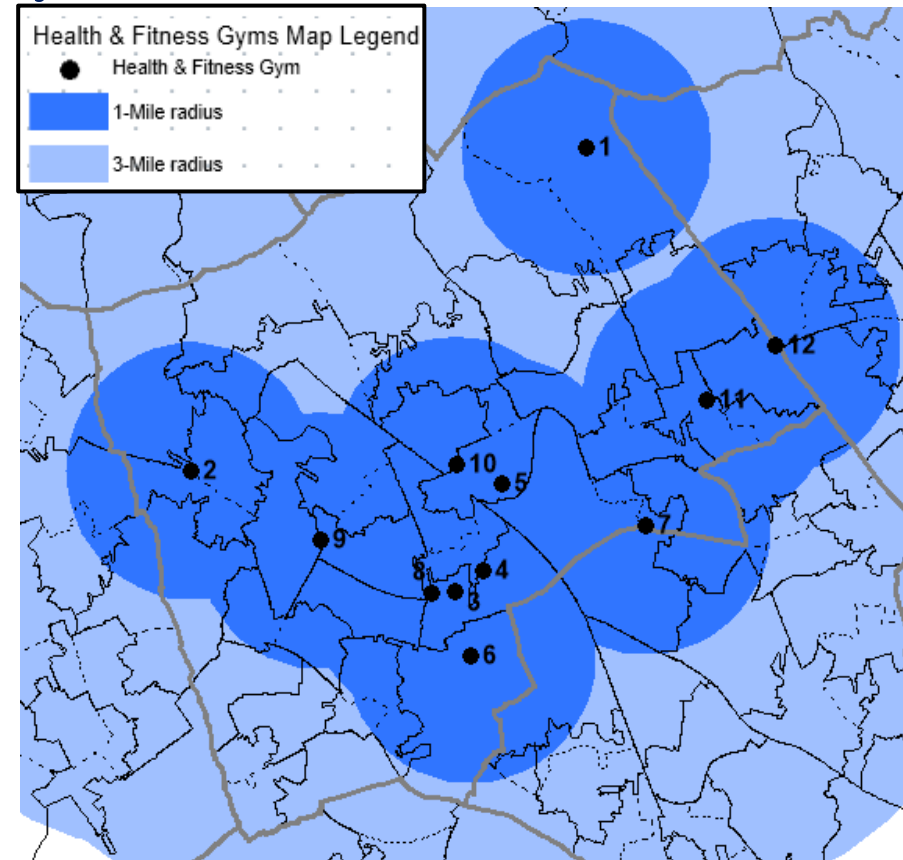
Health and Fitness Provision in Harrow

Health and fitness provision has played a key part in the Covid-19 pandemic recovery process for leisure centres and will continue to be vital in improving the health and wellbeing of local residents.

Health and Fitness Facilities

There are currently 12 sites with 25 stations or more that offer health and fitness provision. The existing provision provides accessible opportunities across the range of access types (pay and play or pay as you go, membership), budget and mid-range price points and types of provision (cardio, weights, functional fitness, circuits, exercise to music classes, studio cycling). The distribution of Health and Fitness facilities across the borough is good, with all residents within a 3 mile radius of a facility, see figure 2.33.

Figure 2.33: Health and Fitness Facilities in Harrow



There are also smaller gyms within Harrow such as Canons High School, Cedars MyPlace youth and Community centre, North London Collegiate School and the body factory and plus other gym facilities based at sports clubs primarily for the use of players/athletes. Schools with gyms for pupil use only are not included.

Figure 2.34: Health and Fitness Facilities in Harrow 30+ stations

Key	Facility Name	Postcode	Approx. Stations	Access Type	Ownership
1	ASPIRE LEISURE CENTRE	HA7 4AP	33	Reg. Members Use	Trust
2	BETTER GYM (PINNER)	HA5 3HZ	75	Reg. Members Use	Commercial
3	BUZZ GYM (LONDON HARROW)	HA1 1AT	200	Reg. Members Use	Commercial
4	GOLDS GYM (HARROW)	HA1 2JN	150	Sports Club / Comm. Assoc.	Commercial
5	HARROW LEISURE CENTRE	HA3 5BD	195*	Pay and play	Local Authority
6	HARROW SCHOOL SPORTS COMPLEX	HA1 3EA	35	Reg. Members use	Education
7	SNAP FITNESS (KENTON)	HA3 9DH	37	Reg. Members use	Commercial
8	THE GYM GROUP (LONDON HARROW ON THE HILL)	HA1 1NL	170	Reg. Members use	Commercial
9	THE GYM GROUP (LONDON NORTH HARROW)	HA2 6DZ	170	Reg. Members use	Commercial
10	THE GYM GROUP (LONDON WEALDSTONE)	HA3 5DE	219	Reg. Members use	Commercial
11	THE HIVE LONDON	HA8 6AG	56	Pay and play	Local Authority
12	XCELERATE GYM EDGWARE	HA8 5FD	50	Reg. Members use	Commercial
		Total	1,390		

*Includes use of flexible space, such as spin studio.

Only one of the major high street budget gym companies offering low cost 24/7 access is present in the area, however they have 3 different sites offering large 24/7 gyms with a total of 559 stations at affordable prices (from £21.99 a month). In recent years, the market has seen a significant

increase in the number of low-cost 24-hour gyms that offer residents the flexibility to exercise when it is appropriate for them.

In light of the revenue contribution made by health and fitness to the financial sustainability of the area's main public leisure and sport centres, it will be important to ensure that the health and fitness offers at these centres remain competitive in relation to availability (opening hours), access (affordable membership options) and attractiveness (the quality of the studios, equipment, training and instruction).

There is a good level of health and fitness provision in the following Council owned leisure centres, including a 195-station facility at Harrow Leisure Centre and a 56-station facility at The Hive London. Everyone Active currently operates all of the main sport and leisure centres within the area.

The Hive GYM is operated by TIC Health, who provide a holistic approach across a range of clinical teams including doctors, physio, nutritionists and personal trainers to tailor lifestyle plans for each individual. There is a medical centre on site with scanning equipment for CT, MRI, Ultrasound and x ray. They offer membership plans from Just Gym Membership (£35 a month) to Health Premium (£99 a month).

A number of the public health and fitness facilities in Harrow are located on educational sites. This includes the 35-station facility at Harrow School Sports Complex, as well as a number of smaller gyms at North London Collegiate School and Canons High School. Aspire Leisure Centre is the only IFI Accredited Gym in the area.

Quality of Health and Fitness Facilities

The majority of the facilities that were assessed by the Consultant Team were of a good or a very good standard, except Aspire Leisure Centre, which whilst providing excellent disability access is dated. The gym at Harrow leisure centre was refurbished in 2018.

Health and Fitness Participation

In terms of health and fitness demand trends, the latest annual state of the industry report¹³ found that, in 2022, the penetration rate (i.e., the proportion of the adult population in the UK that were members of a gym in either the public or private sector) has dropped from 15.6% in 2019 to 14.6%. Currently in the UK, 1 in every 10 people is a member of a gym. The 2022 report highlights that the pandemic has knocked the industry back around three years and the 3-year period to the end of March 2022 has seen decreases of 2.4% in the number of fitness facilities, 4.7% in the number of members and 4.3% in market value.

This evidence of the reduction of UK health and fitness participation is supported by the findings of the Active Lives Survey for England. 7.7% of adults (16+) in England took part in a gym session at least twice in the previous 28 days in 2020/21 i.e., 3,528,000 people. This has decreased from 13.3% in 2018/19, due to the Covid-19 pandemic. The number of people taking part in a fitness class was higher at 12.1% (5,526,000 people), which is a decrease from 14% in 2019/20, the first time there has been a reduction in participation since the start of the survey in 2015/16.

Everyone Active reported running a total of 84 group exercise classes a week, with a 90% uptake, however overall membership is still down on pre covid levels. Aspire Leisure centre also reported membership levels have not fully recovered. The industry is taking time to recover to pre pandemic levels as consumers adapt to new exercise habits, including online and hybrid models. Group exercise remains popular for its social aspects and providers need to adapt and diversify their offers to ensure membership levels return.

Health and Fitness Recommendations

Protect	Enhance	Provide
<ul style="list-style-type: none"> Continue to protect the current quantity and availability of community health and fitness facilities through planning policy and to ensure its leisure management service provider maintains the facilities and equipment to a good quality standard whilst offering and affordable pricing. 	<ul style="list-style-type: none"> Assess the demand and feasibility of modernising and diversifying the health and fitness provision as part of any redevelopment of Harrow Leisure Centre (subject to funding). 	<ul style="list-style-type: none"> Regularly review health and fitness facility and equipment needs with the leisure management service provider in relation to changes in accessible supply (e.g., 24/7 budget gyms and high street / retail town centre provision), fitness participation and industry trends and population growth.

Prioritised Actions
<p>Short Term (1-2 years)</p> <ul style="list-style-type: none"> Maintain a community focused presence within the market of health and fitness provision in the area.
<p>Longer Term</p> <ul style="list-style-type: none"> Assess the demand and feasibility of modernising and diversifying the health and fitness provision as part of any redevelopment of Harrow Leisure Centre (subject to funding).

¹³ 2022 state of the UK Fitness industry report, The Leisure Database Company

Squash Provision in Harrow

Introduction

The summary below provides the assessment of squash provision in Harrow alongside the leading outcomes from the consultation process which has informed this study. The priorities to be adopted for squash provision are then provided at the end of this assessment.

Squash Facilities

There are currently 6 squash courts in Harrow, which have remained popular and well used at the leisure centre site.

Figure 2.35: Squash Facilities in Harrow

Site Name	Postcode	No of courts	Court type	Ownership Type	Management Type
Harrow Leisure Centre	HA3 5BD	6	Normal	Local Authority	Leisure Company
TOTAL COURTS		6			

The level of overall supply does not meet the England Squash benchmark quantitative guidance standard of 1 court per 10,000 people. Based on a supply of 6 accessible courts, the level of provision in Harrow falls well below this benchmark at approximately 1 court per 42,000 (approx.) people, which will only increase with population changes.

Location of Squash Facilities in Harrow

The current facilities located in a central part of the borough providing relatively good access for most of the population, however with only one site it is imperative that the current site is maintained, and the provision of more courts is considered in the future, if deemed feasible.

Quality of Squash Facilities

During the development of this strategy, the Consultant Team undertook non-technical visual site visits to the squash facilities in the study area and gave it a quality rating of poor, standard or good. The ratings can be seen below in figure 2.36.

Figure 2.36: Quality of Squash Facilities in Harrow

Squash Facilities	Quality Rating
Harrow Leisure Centre	Standard

The standard of facilities in the area is sufficient but needs to be maintained on a regular basis to ensure the current level of activities can be continued.

Squash Facilities in Neighbouring Local Authorities

There are a number of facilities located in neighbouring boroughs that are likely to attract residents of Harrow. These include 2 courts at Vale Farm Sports centre and 2 Courts at Wembley and Sudbury Squash Club (Brent).

Squash Participation

Overall, the most recent Active Lives Survey findings¹⁴ indicate a decrease in adult demand for squash nationally over the last three years. 0.2% of adults (16+) in England played at least twice in the last 28 days in 2020/21 i.e., 105,600 people. This represents a significant decrease of -0.8% since the benchmark ALS in 2015/16.

Harrow Squash Club is based at Harrow Leisure Centre, they utilise 5 of the 6 squash courts for their activities, leaving one for pay as you go customers. The club has seen a decline in junior and adult membership due to Covid. The adult participation is showing signs of recovery; however, the junior membership is half of the figures 3 years ago, reasons ranging from fear of a future virus, found other activities to poor health / injury. The club runs

¹⁴ Active Lives Adult Survey November 20/21 Report, Sport England (April 2022)

Squash Stars, a 6 week programme for 5-9 year olds to attract new members to the sport.

England Squash has a number of engagement programmes aimed at encouraging more people to become involved with the sport, helping to create thriving communities including Squash 101 programmes - Squash Stars, Junior 101, Adult 101, Squash 57 and Squash Girls Can. For these programmes to be successful facilities need to be well maintained to provide a positive experience along with a partnership approach between the various clubs/ centre management teams.

Club Consultation

Harrow Squash Club has over 90 members and has seen a decrease in membership in the last few years. The club has plans to grow further and is seeking funding to support school outreach programmes. The club has identified a need to improve the heating / air conditioning system to ensure the courts are kept at a suitable temperature.

Quality ratings - Playing surface - 3/5 Changing facilities - 4/5

Squash Recommendations

Protect	Enhance	Provide
<ul style="list-style-type: none"> Continue to protect the current quantity and the availability of community squash facilities through this strategy. 	<ul style="list-style-type: none"> Investigate the feasibility of upgrading the ventilation system at Harrow Leisure Centre. 	<ul style="list-style-type: none"> Consider options for enhancing the Squash provision e.g., providing glass back and potentially with a moveable side wall within the feasibility assessments and future plans for Harrow Leisure Centre (subject to funding). Regularly review squash facility needs with England Squash and the leisure management service provider in relation to changes in accessible supply, participation trends and population growth.

Prioritised Actions

Short Term (1-2 years)

- Investigate the feasibility of upgrading the ventilation system at Harrow Leisure Centre.

Longer Term

- Ensure the current level of facilities is maintained as a minimum.
- Consider options for enhancing the Squash provision e.g., providing glass back and potentially with a moveable side wall within the feasibility assessments and future plans for the replacement of Harrow Leisure Centre (subject to funding).

Gymnastics and Trampolining Provision in Harrow

Introduction

The summary below provides the assessment of gymnastics and trampolining provision within the study area alongside the leading outcomes from the consultation process which has informed this study. The priorities to be adopted for gymnastics and trampolining provision are then provided at the end of this assessment.

Gymnastics and Trampolining Facilities

In Harrow there are 4 gymnastics/trampolining clubs, with only one having a dedicated facility, with the others operating from leisure centres or educational facilities.

Figure 2.37: Facilities in Harrow used by Gymnastics clubs

Site Name	Postcode	Facility Type
Harrow School of Gymnastics	HA3 5BD	Large, dedicated venue
Harrow Trampoline Club	HA3 5BD HA7 4SQ	Leisure Centre x2
North London Gymnastics Club	HA7 4AP HA7 4SQ	Leisure Centre x2
Stanmore Gymnastics	HA7 3JW	Education

Harrow School of Gymnastics has a large, purpose-built facility which was completed in 1991 and was refurbished in 2020 with new equipment and layout. The club leases the site, which currently runs until 2029 and is responsible for the maintenance of site. The club has over 1,000 members and offers a wide range of classes for children and adults from grassroots to elite competitive gymnastics at National and International level. They offer free access for local special needs schools and offer play gym sessions. They have ambitions to extend their facility or relocate to a larger premises which would enable them to offer gymnastics to more local people, including disability and adult specific classes.

Harrow Trampoline Club is based at Harrow Leisure Centre and Canons Sports Centre (North London Collegiate) offering opportunities from 2 years to adult, beginner to elite as well as SEN session.

North London Gymnastics Club has is based across 4 sites, 2 in Harrow - Aspire Leisure Centre, and Canons Sports Centre (North London Collegiate) - one just outside of the borough at Stonegrove Community Centre (Barnet) and one over an hour away in Islington. They cater for children of all ages and abilities.

Stanmore Gymnastics club are based at Bentley Wood School, running classes on a Saturday morning for boys and girls from 4-14 years.

Quality of Gymnastics and Trampolining Facilities

During the development of this strategy, the Consultant Team undertook non-technical visual site visits at most of the facilities in the area currently used for gymnastics and trampolining. Each facility was given a quality rating of poor, standard or good. The ratings can be seen below in figure 2.38.

Figure 2.38: Quality of Gymnastic Facilities

Gymnastic Facilities	Quality Rating
Aspire Leisure Centre	o Standard
Cannons Sports Centre (Harrow Trampoline Club / North London Gymnastics Club)	o Not audited
Harrow School of Gym	o Good
Harrow Leisure Centre (Harrow Trampoline Club)	o Standard
Bentley Wood School (Stanmore Gymnastics)	o Standard

Harrow School of Gym has been recently refurbished and is in good condition with sprung floors and specialist equipment. The clubs using Leisure Centre and School facilities use standard sports hall space, with mats, springboards, and trampolines.

Gymnastics and Trampolining Facilities in Neighbouring Authorities

There are several gymnastics clubs in the neighbouring boroughs, but they all rely on the hire of school facilities or leisure centres, the nearest club with dedicated facilities is Hendon Gymnastics Club (Brent).

Gymnastics Participation

Overall, the most recent Active Lives Survey findings indicated no significant change in adult demand for gymnastics and trampolining nationally from November 2015/16 to November 2018/19. However, in the most recent Active Lives Survey there has been a slight decrease in the level of participation, which is due to the impact from the Covid-19 pandemic causing the sport and leisure facilities to close. In the most recent Active Lives Study 0.3% of adults (16+) in England participated in gymnastics or trampolining at least twice in the last 28 days in 2020/21 i.e., 134,800 people. However, it should be noted that adult data is of limited value in estimating overall demand for the sport of gymnastics as most participation is by children under 16 excluded from this data source.

The Active Lives Children and young people data shows 28.7% of young people (2,097,900) participated in Gymnastics, trampolining or cheerleading in the last 7 days during the academic year of 21-22, this is slightly lower than previous years (prior to covid) 31.3% in 17-18, 32.6% in 18-19 and 29.8% in 19-20 but an increase from 25.6% in 20-21.

British Gymnastics state the main issue for gymnastic development is having access to sufficient dedicated space for clubs to grow and extend their programmes. In comparing the membership numbers and waiting list from clubs (see figure 2.38) there is a huge demand for provision at Harrow School of Gymnastics that they are unable to meet compared to other clubs. The NGB are in support of the clubs’ need to increase their facilities in order to accommodate demand.

Figure 2.39: Membership numbers and waiting list

Site Name	Membership No	Waiting List
Harrow School of Gym	758	3000
Harrow Trampoline Club	21	10
North London Gymnastics Club	146	100
Stanmore Gymnastics	9	10

Club Consultation

Harrow School of Gymnastics has over 1,000 members and has maintained a similar number of members in the last few years. The club has plans to grow further and has a waiting list but are limited by their physical capacity. The club has identified a need to extend their facilities or relocate to a new, larger premises.

Quality ratings - Playing surface - 5/5 Changing facilities - 4/5

Harrow Trampoline Club has seen a decrease in membership numbers in the last few years, but the club has plans to grow their sessions at Harrow Leisure Centre. The club has not identified any additional facility needs.

Quality ratings - Playing surface - 5/5 Changing facilities - 3/5

Gymnastics and Trampolining Recommendations

Protect	Enhance	Provide
<ul style="list-style-type: none"> Continue to protect the current quantity and availability of community facilities for gymnastics and trampolining through planning policy and this strategy. 	<ul style="list-style-type: none"> Work with British Gymnastics and the local clubs to support the ongoing refurbishment needs of facilities when required in order to maintain the current level of provision. 	<ul style="list-style-type: none"> Regularly review gymnastics and trampolining facility needs with British Gymnastics, and the clubs based in the study area in relation to changes in accessible supply, participation trends and population growth.

Gymnastics and Trampolining Recommendations		
Protect	Enhance	Provide
		<ul style="list-style-type: none"> Subject to feasibility, funding and planning, support where possible the extension/ enhancement of Harrow School of Gym.
Prioritised Actions Short Term (1-2 years) <ul style="list-style-type: none"> Work with British Gymnastics and the local clubs to support the ongoing refurbishment needs of facilities when required in order to maintain the current level of provision. Medium / Longer Term <ul style="list-style-type: none"> Subject to feasibility, funding and planning, support where possible the extension / enhancement of Harrow School of Gym as part of the options for Byron Park and wider site regeneration. The area adjacent to the gym club is largely redundant as a former MUGA which is no longer used. 		

Athletics Facilities in Harrow

Harrow has two outdoor synthetic tracks with field athletics facilities for training and competition, one at Bannister Outdoor Sports Centre and one at Harrow School. Bannister is managed by Everyone Active and has a floodlit, eight-lane 400m athletics track, as well as throw zones for the hammer, shot putt, discus, and javelin. The facility provides a home venue for Harrow Athletics Club and the site is deemed to be of strategic importance for the sport by England Athletics. The second at Harrow School includes an eight-lane 400m track, but it is not floodlit, used by the school during the week with some community access at weekends.

Harrow Athletics Club has 300 members registered to England Athletics (although total membership is likely to be nearer to 500 members), providing sessions for all ages from U7 to adults, including male and female provision and older adults. They also run a ‘turn up and play’ coaching

sessions for U11 on the fundamentals of movement which are oversubscribed. The club has nominated training evenings and is the primary club user for these nights (Mon to Thurs), they also hire the site for individual competition fixtures. The club is not responsible for the maintenance of the facilities but has had to take up some activities in order to keep the site usable and presentable, due to Everyone Active having to balance rising costs and the maintenance and upkeep.

Metros Running Club has around 40 members registered to England Athletics but have a total active adult membership of 230, plus 35 over 70 and 25 under 16, with a relatively even split between male and female. They have members of all abilities and organise 8 sessions each week across the borough. They have sole use of the track at Harrow School on a Thursday evening and use the Scout Hut at Roxbourne Park and Lowlands Tennis Club as a base for toilets and refreshments post sessions, all other sessions involve meeting on the street with no storage or toilet access. They run a couch to 5k for beginners every Spring, host a summer league event at Headstone Manor and organise the Harrow Hill 10K which starts and finishes at Harrow School, with surplus from the event going to charity.

There are no indoor athletics facilities located within Harrow, but most of the population are within a 25–40-minute drivetime of neighbouring facilities at Brunel university, Stonex Stadium and Willesden.

Quality of Athletics Facilities in Harrow

During the development of this strategy, the Consultant Team undertook non-technical visual site visits to the athletics facilities in the area. The Athletics Track at Bannister Outdoor Sports Centre is an important facility as the main public athletic track in the area and being well placed to meet the needs of athletics/ running demand in Harrow. The track is well used and in a reasonable condition but needs investment and upgrading. An inspection was carried out by Labosport in February 23, short term the track requires some patch repairs, but the top layer will need refurbishing in the

next 3-5 years. Everyone Active has stated that they are looking at funding opportunities for this. The facility is working towards the UKA TrackMark accreditation but needs to full complete units 3 and 4 by April 2023 to demonstrate compliance with UKA Standards and to host UKA competition. The track at Harrow School is in good condition but has not started working towards UKA TrackMark accreditation and would need to complete units 1-4 by April 2023 if it is to host licensed competition.

Parkruns

Harrow AC started the Harrow Parkrun in 2015, it takes place at Harrow Recreation Ground every Saturday at 9am. The average attendance is 175 finishers across 336 weekly runs. There is another parkrun at Cannons Park at the same time, with the average attendance across 267 weekly runs being 136 finishers. There are two junior parkrun's run every Saturday in the area, one at Pinner Village Gardens (67 average finishers across 50 events) and one at Kenton Rec (20 average finishers across 148 events).

Participation in Athletics and Running

Overall, the most recent Active Lives Survey findings¹⁵ indicate a slight decrease in adult demand for running, athletics or multi sports nationally in the last year compared to a relatively stable period prior to this. 13.7% (down from 15.6%) of adults (16+) in England went running or took part in track or field athletics at least twice in the last 28 days in 2020/21 (i.e., over 6.2 million people), which is now higher than gym-based health and fitness membership.

Walking

The NHS provides evidence of countless health benefits to walking, centred around heart health, general fitness levels and burning excess calories. Beyond medical benefits the NHS recommend walking as one of the cheapest and easiest ways to become healthier. Whilst physical and mental

health is key to the promotion of walking, the environmental benefits are vast in terms of reduced transport by other means and therefore cleaner air and reduced pollution. Harrow's open spaces and parks provide excellent opportunities for walking and good quality and safe walking routes are part of the wider picture for better provision for physical activity. In 2019 Harrow published their Walking, Cycling and Sustainable Transport Strategy, which includes an objective to improve the health of borough residents by promoting healthy walking and encouraging active travel and recreational walking (walking objective 3). Harrow Health Walks is a free programme of walks aimed at anyone that wants to improve their wellbeing and health, meet new people and explore Harrow's hidden gems. The scheme is part of the Ramblers Wellbeing Walks, led by qualified leaders and includes 14 different sessions ranging from easy to moderate to difficult.

Club Consultation

Harrow Athletics Club has around 500 members and has seen a steady level of members in the last few years. The club has plans to grow further and recruit through schools in Harrow and surrounding boroughs. The club has identified a need for the track and equipment to be refurbished to enable athletics events to continue and for better changing and spectating facilities.

Quality ratings - Track surface - 2/5 Changing facilities - 1/5

Metros Running Club has around 275 members, which has returned to pre pandemic levels from an initial drop in numbers. The club has plans to retain their identity as a family running club and is looking to get more children or adult members attending sessions, as well as encouraging parents of children at junior parkrun to come along. The club has identified the need for a consistent programme of pavement improvement and improved lighting in parks as well as access to safe low-cost, long-term storage.

Quality ratings – Track surface – 5/5

¹⁵ Active Lives Adult Survey November 20/21 Report, Sport England (April 2022)

Summary

England Athletics state the facility at Bannister stadium is well placed to meet the needs of athletics/running demand in Harrow and should be protected. Investment is required to resurface the track and make repairs to the track surface floodlighting. There is a need to work with Everyone Active to explore opportunities to increase footfall/revenue at the site by considering a ClubSpark gate access system to encourage more casual use of the track during non-club times.

Athletics Recommendations

Protect	Enhance	Provide
<ul style="list-style-type: none"> Continue to protect the existing athletics facilities and ensure that the venue achieves and maintains UKAs TrackMark accreditation. Ensure the lighting, waymarking and other signage along pavements, footpaths and in parks used for jogging and walking for health, are maintained to a good standard. 	<ul style="list-style-type: none"> Work with England Athletics, Everyone Active and Harrow Athletics Club to support the ongoing refurbishment of facilities at Bannister Outdoor SC. 	<ul style="list-style-type: none"> Ensure the provision of infield lighting to meet UKA TrackMark accreditation. Identify funding to enable the track at Bannister Outdoor SC to be refurbished by 2026. Consider implementing a ClubSpark gate access system at Bannister Outdoor SC. Subject to resources investigate the feasibility to provide new spectator and changing facilities. Regularly review athletics and running facility needs with England Athletics, clubs and the leisure management service providers in relation to changes in accessible supply, participation trends and population growth.

Athletics Recommendations

Protect	Enhance	Provide
Prioritised Actions		
Short Term (1-2 years)		
<ul style="list-style-type: none"> Continue to protect the existing athletics facility and ensure that the track at Bannister Outdoor Sports Centre achieves and maintains UKAs TrackMark accreditation. Work with EA to look at options for essential upgrade of track at Bannister Outdoor Sports Centre. Consider ClubSpark gate access system at Bannister Outdoor Sports Centre. 		
Longer Term		
<ul style="list-style-type: none"> Ensure the provision of infield lighting at Bannister Outdoor Sports Centre to meet UKA TrackMark accreditation. Identify funding to enable the track at Bannister Outdoor Sports Centre to be refurbished in 2026- 2028. Subject to resources investigate the feasibility of providing new spectator and changing facilities at Bannister Outdoor Sports Centre. 		

Tennis provision in Harrow

The section below provides the assessment of tennis provision within Harrow alongside the leading outcomes from the consultation process which has informed this study. The priorities to be adopted for tennis provision are then provided at the end of this assessment.

Tennis Facilities in Harrow

There are 24 sites that offer accessible tennis courts in the area, with a total of 99 outdoor tennis courts. There are 33 floodlit courts in the study area all on club / education sites, figures 2.39.2.40 and 2.41 shows the sites.

There are no indoor dedicated tennis venues in Harrow. The area has been identified as one of eight London Boroughs as a target location for the creation of an indoor tennis facility, their analysis overlays population data against the locations of existing indoor tennis facilities and is part

of the LTA’s strategic approach to indoor investment A specific site has yet to be identified. Harrow leisure center has one sports hall which is marked out and used for tennis and pickleball occasionally.

Tennis Clubs in Harrow

There are a total of 11 tennis clubs located within the study area and are listed in figure 2.40. These account for 63 (32 floodlit) of the total courts within the study area.

Figure 2.40 Club Tennis Sites in Harrow

Site	No. Courts	Floodlit
Acorn Lawn Tennis Club (Arnold House School)	6	0
Harrow Baptist Tennis Club	4	0
Harrow LTC (Harrow School)	12	3
Harrow Town Sports Club	4	2
Harrow Weald LTC	5	5
Hatch End LTC	7	4
Headstone Tennis Club	5	2
Kenton Sports Club	6	4
Pinner LTC	6 (+1 mini)	6
Pinner West End LTC	6	6
Vagabonds Tennis Club	2	0
Total	63	32

Acorn LTC is based on the Arnold school site and they use of 6 artificial courts which are in good condition and kept secure. The club has no security of tenure and books the facilities on a weekly basis around the schools’ activities. They usually run two midweek morning sessions for social play and if the courts are not available, they book elsewhere. They have around 100 members, mainly adults, and have 3 men’s and 1 women’s team playing in Middlesex Div 2.

Harrow Baptist TC has four hard courts and is a private members club. They run year-round junior and adult coaching programmes for members and field teams in the Middlesex LTA tennis leagues.

Harrow LTC is based at Harrow School with 12 courts and a small pavilion. They welcome members of all ages and abilities, including those with disabilities. They hold in house tournaments and box leagues and enter up teams in the Middlesex summer league, the daytime spring and autumn charity ladies league, Middlesex winter floodlit league and Vets league.

Harrow Town Sports Club has 4 courts, two of which are floodlit. They conduct and participate in social tennis days, friendly tournaments and competitive tournaments throughout the year providing something for players of all levels.

Hatch End Tennis Club describes themselves as a friendly and informal club, welcoming new members of all ages and standards. They have seven courts, with floodlights on four courts enabling year-round tennis and coaching up to 9:30pm. They have approximately 300 members, with a growing junior section.

Harrow Weald LTC has 5 floodlight courts and a permanent outdoor table tennis table. The club has 200 members with around 90 junior members and the rest adults. They run Easter and Summer holiday programmes and junior coaching and club nights. They are currently looking to upgrade their floodlights to LED and have identified a need to update the clubhouse and changings rooms. The courts are regularly maintained, with one court resurfaced last year and the rest due in 5 years’ time.

Headstone LTC has 5 tennis courts, two of which are floodlit. They run cardio tennis sessions to improve fitness and encourage people to play tennis, mini tennis and have started an academy for those new to tennis or coming back to the sports after a break. They have around 120 members, 40 juniors and

80 adults, and aim to attract new members from the Kodak housing development by regularly holding open days. The pavilion has a reasonably sized community area where they hold yoga sessions and table tennis matches. There are some large trees behind the facility that are causing damage to two of the courts with their roots.

Kenton Tennis Club has 6 tennis courts which have been recently relaid, four of the courts are floodlit. The club has 300 members, with a relatively even split between adults and juniors. The changing facilities are in need of refurbishment as they are dated with communal showers and are not accessible. The club also has a table tennis section with 49 members with 35 adult and 14 junior members, they are looking to grow their youth section in the future.

Pinner LTC has 6 floodlight tennis courts and 1 mini court, at the time of the site visit the club were in the process of refurbishing one of the courts and had just changed three of the courts lighting to LED. The mini court is of poor quality and needs resurfacing. The club has 185 members, mostly adults with around 35 juniors. They are working on links with local schools and run turn up and play and recreational sessions to encourage new members. The club have ambitions to extend their provision into the field next door and would like to build an indoor court and a padel court.

Pinner West End LTC has 6 floodlight courts, two with lighting suitable for match play and the others with lower level lighting for training purposes as part of planning conditions. The club has a nursery occupying the bottom of the clubhouse during the week to help sustain the club and have a sinking fund in place to replace the court surfaces when needed. The clubhouse was refurbished 3 years ago.

Vagabonds LTC has a current membership of around 50 adults and 40 junior players. They have two courts and provide social and competitive tennis and coaching. They have two men’s teams competing in the Middlesex Summer

and Winter Floodlight leagues.

Park Tennis Sites

In public parks and recreation grounds there are 36 courts all of which are available for public hire on a pay and play basis with some free coach led sessions at each of the 13 parks, see figure 2.41. There is currently no community accessible floodlight provision across the area.

Figure 2.41: Park Tennis Sites

Site	No. Courts	Floodlit
Byron Rec. Ground	3	0
Centenary Park	2	0
Chandos Rec. Ground	2	0
Harrow Rec. Ground	4	0
Harrow Weald Rec. Ground	4	0
Headstone Manor Rec. Ground	6	0
Kenton Rec Ground	2	0
Montesole Playing Fields	2	0
Pinner Village Gardens	2	0
Queensbury Rec. Ground	2	0
Rayners Mead	2	0
Roxeth Rec. Ground	2	0
West Harrow Rec. Ground	3	0
Total	36	0

The LTA have identified that 13 of the park’s sites have a penetration level of over 1,000 according to the Periscope data that has informed the LTA’s strategy for parks investment, highlighting a high level of demand in the borough.

In addition to the tennis clubs and park tennis court sites in Harrow there are also 17 tennis courts on educational sites. Whilst none are being used for community use currently, they could have the potential to be available in the future.

Figure 2.42: Educational Tennis Sites

Site	No. Courts	Floodlit
Avanti House Secondary School	3	0
Canons Sports Centre (North London Collegiate School)	8	0
Nower Hill School	6	0
Total	17	0

Quality of Tennis Courts in Harrow

During the development of this strategy, the Consultant Team undertook non-technical visual site visits to the following tennis facilities in the study area. Each facility visited was given a quality rating of Poor, Standard or Good. The ratings at the time of the visits (June-October 2022) can be seen in figure 2.43. Not all tennis court sites were visited for a range of reasons including those courts at private members’ clubs where courts were assumed to be of good quality, those on school sites with limited community use and single courts with no ancillary facilities.

Figure 2.43: Quality of Tennis Courts audited.

Tennis Courts	Quality Rating
Avanti House Secondary School	o Standard (2)
Byron Rec. Ground	o Unplayable (3)
Centenary Park	o Unplayable (2)
Harrow Rec. Ground	o Poor (4)
Harrow Weald Rec. Ground	o Standard (4)
Harrow Weald LTC	o Good (5)

Harrow School	o Good (6) Standard (6)
Headstone Manor Rec. Ground	o Unplayable (6)
Headstone LTC	o Good (5)
Kenton Rec. Ground	o Poor (2)
Kenton Tennis Club	o Good (6)
Montesole Playing Fields	o Standard (2)
Pinner LTC	o Good (6) Poor (mini court)
Pinner Village Gardens	o Good (2)
Pinner West End LTC	o Good (6)
Roxeth Rec. Ground	o Standard (2)
West Harrow Rec Ground	o Good (3)

The non-technical site assessments highlight that the tennis courts within the area vary in quality, with the club courts being in a good or standard condition in the main, whilst the park facilities are of a lesser quality with several unplayable or in a poor condition (five sites) and the others standard. There is also a lack of floodlighting (no courts floodlit) in the park facilities, resulting in a lack of year-round tennis in this environment. The customer journey for the park tennis courts is currently poor, as there is currently no booking system and gate access system or equivalent system that is in use, to ensure that people can book and get onto the courts in an efficient way.

The LTA ClubSpark booking system, along with an access system in place means people can access the courts through a coded gate access system, which also provides security for court users and helps protect the courts. The smart gate access system allows people to book a court for a specific time and helps prevent vandalism and unauthorised use.

The LTA is investing into all 13 parks through their park’s scheme, the investment will consist of eight park sites (25 courts) being renovated through a combination of court resurfacing or reconstruction and new

fencing and all 13 parks having gate access technology installed, the works started in March 2023 and will be completed by August 2023. A tennis operator will be in place by the end of June 2023 with an online booking system.

Padel

The LTA also oversees the running of Padel, a new sport which is growing fast across the country that provides an exciting addition to the traditional game of tennis, enjoyed by both existing players and complete beginners. Already popular across Europe, a wave of new Padel facilities are being built in parks and other settings and, in some cases, traditional tennis courts are being converted into Padel courts.

There are currently no padel courts in Harrow and the LTA would support the provision of a court. To capitalise on this wave of interest and the potential benefits to residents that might be available from commercial operators in this market, subject to resources the council to endeavor to explore what opportunities there might be to partner with a Padel operator to develop new sports facilities in an easily accessible central location which will potentially encourage non active people to try a new version of a traditional sport.

Tennis Participation

Overall, the most recent Active Lives Survey findings¹⁶ indicate there has been a decrease in adult demand for tennis nationally over the last year. 1.4% of adults (16+) in England participated in tennis at least twice in the last 28 days in 2020/21 i.e., 641,800 people. This represents a significant decrease of -0.6% since the benchmark Active Lives Survey in 2015/16. Whilst there was a post covid resurgence of demand for outdoor park tennis this has not however been converted into regular participation.

Overall, the LTA feels there is a strong stock of tennis facilities across both the parks landscape (local authority owned tennis facilities) and club infrastructure to accommodate future demand. Geographically speaking there is a good spread of facilities with slightly less concentration in the North of the borough and some small gaps in the North-East area. The LTA feel the future priorities for the area once the parks facilities have been upgraded would be to introduce padel in the borough and add floodlighting to park tennis courts.

Club Consultation

Acorn LTC has around 100 members and has seen an increase in the last few years. The club has no plans to grow further. The club has not identified any facility needs.

Quality ratings - Playing surface - 4/5 Changing facilities - 3/5

Harrow Weald LTC has around 200 members, which has been relatively stable over the last few years. The club has plans to grow, aiming to attract new members to the club. The club has identified a need to update the club house and to improve the changing rooms.

Quality ratings - Playing surface - 5/5 Changing facilities - 3/5

Pinner LTC has around 185 members. Membership numbers have remained relatively stable over the last few years. The club has ambitions to grow and hope to increase their membership by 50, targeting 15-25 year old boys and girls. The club have identified a need to replace all the floodlights to LED and improve courts surfaces.

Quality Ratings – Playing surface - 3/5 Changing facilities – 4/5

Pinner West End LTC has around 250 members, which has remained similar over the last few years. The club is concentrating on maintaining its current membership levels rather than growth. They have identified a need to improve the floodlighting

¹⁶ Active Lives Adult Survey November 20/21 Report, Sport England (April 2022)

for match play but are unable to due to planning regulations. The club are also looking to develop similar sports such as pickleball and table tennis.

Quality Ratings – Playing surface - 5/5 Changing facilities – 4/5

Kenton Tennis Club has around 300 members and has seen a growth in members in the last few years. The club has ambitions to grow, they have invested in resurfacing the courts recently. The club have identified a need to refurbish the changing facilities in particular the toilets and showers, and to floodlight the remaining 2 courts.

Quality Ratings – Playing surface - 4/5 Changing facilities – 3/5

Headstone LTC has around 120 members and has seen a growth in the last few years. The club has ambitions to grow further and has started an academy for beginners and those coming back to the game. The club has identified the need to invest in floodlights for a third court.

Quality Ratings – Playing surface - 5/5 Changing facilities – 5/5

Tennis Recommendations		
Protect	Enhance	Provide
<ul style="list-style-type: none"> ○ The Council to continue to protect the current quantity and availability of community facilities for tennis through planning policy. ○ Following investment, the Council should maintain courts, fencing and nets in parks. ○ Club sites to be maintained to a good 	<ul style="list-style-type: none"> ○ Work with the LTA to refurbish the park courts and implement an online booking and gate access system. ○ Work with the LTA to provide support for tennis clubs in the area to enhance and increase their facilities further. 	<ul style="list-style-type: none"> ○ Investigate the feasibility of providing Padel courts in an easily accessible central location. ○ Subject to resources investigate the feasibility of providing a community indoor tennis facility in the area. ○ Regularly review tennis and padel facility needs with the LTA, the tennis clubs

Tennis Recommendations		
Protect	Enhance	Provide
<ul style="list-style-type: none"> ○ quality standard (club led) 		<ul style="list-style-type: none"> ○ based in the area in relation to changes in accessible supply, participation trends and population growth.

- Prioritised Actions**
- Short Term (1-2 years)**
- Work with the LTA to refurbish the park tennis courts across the borough and implement an online booking and gate access system in all 13 sites.
 - Subject to resources the investigate the feasibility of providing Padel courts in Harrow.
 - Subject to resources work with the LTA to provide support for tennis clubs in the area to enhance and increase their facilities further.
- Longer Term**
- Subject to resources the investigate the feasibility of providing a community indoor tennis facility in the area

Netball Provision in Harrow

Harrow has a total of 30 courts across 9 different facilities. There are 21 outdoor courts and 9 indoor courts in the study area.

Figure 2.44 Netball Sites in Harrow

Site	No Courts	Indoor	Outdoor
Aspire Leisure Centre	1	1	0
Avanti House Secondary School	4	1	3
Bentley Wood High School for girls	5	1	4
Canons Sports Centre	3	1	2
Harrow Leisure Centre	2	2	0
Hatch End High School	3	0	3
Nower Hill High School	7	1	6
Salvatorian College	1	1	0
Whitmore High School	4	1	3
Total	30	9	21

The majority of the courts are on education sites, with just the courts at Harrow Leisure Centre and Aspire Leisure Centre on non-educational sites. Only the outdoor courts at Whitmore High School are floodlit. Those at Avanti House, Bentley Wood High School and Nower Hill are not floodlit so whilst the school hires other facilities for community use these are either not in demand or keep for school use only.

There is a Back to Netball Programme running at Harrow Leisure Centre which attracts 14-20 attendees weekly. England Netball are looking to prioritise the area for new programmes due to the growth of the Back to Netball Programme. They have identified a need for the lines at Harrow Leisure centre to be remarked, as they are very faded which makes it difficult for beginners to play the game.

There does not seem to be any active clubs based in Harrow although there are two facilities just outside of Harrow which are likely to cater for some of the demand in the area, St Helen’s School Sports Complex (Hillingdon) has an air dome covering two netball courts, which is used by a number of clubs and Vale Farm Sports centre (Brent) runs a Walking Netball programme.

Netball Recommendations		
Protect	Enhance	Provide
<ul style="list-style-type: none"> Continue to protect the current quantity and availability of community facilities for netball through planning policy. Ensure the courts, fencing and nets at all venues are maintained to a good quality standard. 	<ul style="list-style-type: none"> Work with Everyone Active and England Netball to assess the feasibility and costs of remarking the courts at Harrow Leisure Centre. 	<ul style="list-style-type: none"> Regularly review netball facility needs with England Netball, clubs and the leisure management service provider in relation to changes in accessible supply, participation trends and population growth. Subject to resources work with England Netball to grow programmes and club infrastructure in the area. Ensure the current provision for netball is reprovided as part of any development of the Harrow Leisure Centre (subject to funding).
Prioritised Actions		
Short Term		
<ul style="list-style-type: none"> Work with Everyone Active and England Netball to assess the feasibility and costs of remarking the courts at Harrow Leisure Centre. 		
Long Term		
<ul style="list-style-type: none"> Ensure the current provision for netball is reprovided as part of any development of the Harrow Leisure Centre (subject to funding). 		

Cycling, BMX and Stake Park Provision in Harrow

Introduction

The summary below provides the assessment of cycling provision within Harrow alongside the leading outcomes from the consultation process which has informed this study. The proposed priorities to be considered for cycling provision are then provided at the end of this assessment.

Cycling Facilities

There are two BMX facilities in the area, the BMX pump track at Kenton Rec. Ground and the Harrow Skate Park at Byron Rec. Ground. The Harrow Skate Park at Byron Rec. ground is part of an area which includes Harrow Leisure Centre, Herga Indoor Bowls, Harrow School of Gymnastics, and recently refurbished tennis courts. The Skate Park, also known as ‘Solid Surf’ was built in 1978 and is iconic for its age and design. The condition of the facility is deteriorating, and a user group was set up in 1997 to protect the facility and look into the options for it to be rebuilt. Despite the age and condition of the facility there is still demand from local residents and even further afield to use the facility. The Skate Park and neighbouring leisure assets are adjacent to Byron Quarter an identified regeneration site.

The BMX pump track at Kenton Rec was opened in October 2020, it is supported by Access Sport and is home to Harrow bike club, a voluntary led community group running regular sessions including afterschool and Saturday club sessions.

Cycling Provision in Neighbouring Local Authorities

British Cycling deem there to be a sufficient supply of significant cycling facilities which are accessible to residents in Harrow within a reasonable drive time in the surrounding areas, including Hillingdon Cycle Circuit and the new Cycle hub being developed in St Albans.

Road and Track Cycling

There are two British Cycling and/or Cyclists’ Touring Club affiliated road cycling clubs;

Kenton RC who organises regular club rides as well as competitive sessions in time trails, road racing and track racing. There groups rides leave from Kenton Library.

Harrow Cycle Hub provides learn to ride and confidence builder for cycling in Harrow and run Wheels for All sessions for people with disabilities and health conditions at Harrow Leisure Centre. The club aims to enable more people to cycle, especially women, ethnic communities and people with disabilities. They currently use the Civic Centre car parks for mainstream coaching on Saturdays but are looking for a more permanent base, where they can store equipment and develop a cycle repair workshop. They also train volunteers to lead rides on other during the week.

Participation in Cycling

Overall, the most recent Active Lives Survey findings¹⁷ indicate a change in adult demand for cycling for leisure and sport nationally over the last year, since a significant increase likely due to the Covid-19 pandemic. 14.2% of adults (16+) in England participated in cycling at least twice in the last 28 days in 2020/21 i.e. 6,479,900 people, down from 16% in 2019/20 but higher than the previous year of 13.4% in 2018/19.

British Cycling are actively working across North London to work with council’s to access funding to create funded staff positions to increase opportunities for Women and Girls, Children and young people, disability groups and ethnic communities through their Breeze and guided rides programmes. They are also encouraging Council’s to consider opportunities to run a Pedal Party (traffic free events and fun activities for children to

¹⁷ Active Lives Adult Survey November 20/21 Report, Sport England (April 2022)

develop their skills on a bike) for families at park sites near leisure centres.

The recent inclusion of skateboarding in the Olympics in 2020 and the success of British riders in both skateboarding and BMX riding has seen the sports grow in popularity, especially for girls.

Cycling for community and active travel purposes

Cycling forms part of the active travel offer in Harrow which includes walking to school, cycling to work or other everyday journeys, which can offer a convenient, accessible and affordable way to move more. Helping residents get moving through walking and cycling can make a powerful, lasting difference to their physical and mental health and well-being. The Harrow Walking, Cycling and Sustainable Transport Strategy (2019) looks to improve and extend the borough cycle network and cycling infrastructure to create a comprehensive network of comfortable and attractive cycle routes (cycling objective 3). Harrow Council through the maintenance of parks, cycle routes and investment into a more active environment will continue to encourage people to choose more active modes of transport in the area.

Club Consultation

Harrow Cycle Hub is a new club which has grown its membership over the last few years. The club has plans to grow further and is looking to introduce a Wheels for All session for people with disabilities. The club has identified a need for a permanent base, where they can store equipment.

Quality ratings - Playing surface - 3/5 Changing facilities – N/A

Cycling		
Protect	Enhance	Provide
<ul style="list-style-type: none"> Continue to protect dedicated cycling facilities through planning policy. The council to endeavor to ensure that existing cycle paths, cycle routes, lighting, waymarking and other signage are maintained to a good standard. 	<ul style="list-style-type: none"> The council to endeavor to investigate opportunities with British Cycling to establish a funded staff position and/or a pedal party in the borough. Work with schools to link to national cycling networks and promote opportunities for active travel. 	<ul style="list-style-type: none"> The Council to endeavor to with Harrow Cycle Club to identify a base for the club. The council to support the User Group to work with Skateboard GB, Sport England, London Sport, and other potential external funders to identify funding sources to rebuild Harrow Stake Park Regularly review cycling facility needs with British Cycling and local clubs in relation to changes in accessible supply, participation trends and population growth.

Prioritised Actions
<p>Short Term (1-2 years)</p> <ul style="list-style-type: none"> Ensure through planning conditions that any new developments create the conditions for active travel between all locations. Subject to resources work with Harrow Cycle Club to identify a base for the club Investigate the opportunity to work with British Cycling to establish a funded staff position and/ or establishing a pedal party in the borough. <p>Long Term</p> <ul style="list-style-type: none"> The council to support the User Group to work with Skateboard GB, Sport England, London Sport, and other potential external funders to identify funding sources to rebuild Harrow Stake Park Working with transport, parks and planning to look at sustainable ways to improve route marking and promotion of more off-road routes

Bowls provision in Harrow

There are 8 bowls clubs in Harrow area affiliated to the Middlesex bowling Association and Bowls England and one Indoor Bowls club.

Herga Indoor Bowls Club. The club has 6 rinks, restaurant area, bar and small social space. The club has around 300 members with the majority aged over 55 years. The club has their own parking area, but it is limited to 20 spaces. The council spaces are now on a meter, with the first 3 hours free but games can take over 3 hours and as a result of this the club has seen a reduction in membership levels. The club were in discussion with the council about the provision of a new facility. The club is aiming to grow and has promoted the facility as a warm space during the winter to support the community during the cost of living crisis.

West Harrow Bowling Club is based West Harrow Rec. Ground. The club with maintains the bowling green to a reasonable standard based on what is affordable for the club. Their pavilion is a very old wooden pavilion that needs updating to improve the facilities and enable space for social activities.

Harrow Bowls Club is based in Harrow Rec. Ground and has just over 100 club members which includes non-playing members who join social events and watch activity. The clubhouse has three changing rooms, and separate male, female, and disabled toilets. The club has developed a team of 15 volunteers to look after the green and surrounding areas. The club house is secured by shutters and an alarm system, but they would also like to install CCTV. The club struggles for parking on a match day with other park users and shoppers taking up the spaces.

Stanmore Bowls Club has around 135 members with the majority 60% coming from areas outside of Harrow such as Barnet, Brent and Herts. They have 7 rinks, in reasonable condition, however the green suffered due to

the drought over the summer. They have 27 years left on their lease. The club run three sessions a day for members and encourage non-members to join in too.

Pinner Bowls Club has recently signed a new lease on their facilities and have 21 years remaining. The have 6 rinks and are satisfied their facilities meet their current needs for matches and training.

Harrow Weald Bowling Club has 6 rinks which they maintain through an external contractor. Their changing facilities are basic but large enough for their requirements, however they have no running hot water or cooking facilities. They have 5 years left on their lease are looking at ways to keep fees as low as possible for members.

England Bowls have not identified a need for any additional facilities in the area but improvements to the quality of greens and ancillary provision is needed as well as support for clubs to increase membership levels through promotion and recruitment.

Club Consultation

Herga IBSC Ltd has around 300 members and has seen a reduction in numbers over the last few years. The club has plans to grow and aims to hold open days with guidance from the EIBA. The club has identified a need for a larger lounge area to accommodate other functions and corporate events.

Quality ratings - Playing surface - 5/5 Changing facilities - 5/5

West Harrow Bowling Club (West Harrow Rec. Ground) has around 35 members and has seen a reduction in membership numbers in the last few years. The club has plans to grow and run turn up and play sessions and open days. They have identified a need for a new clubhouse to improve the current facilities and accommodate social activities.

Quality ratings - Playing surface - 3/5 Changing facilities - 1/5

Harrow Bowls Club (Harrow Rec Ground) has just over 100 members and has seen an increase in members in the last few years. The club has plans to grow and run annual open days and regular social events. They have identified a need for CCTV and increased car parking.

Quality ratings - Playing surface - 5/5 Changing facilities - 5/5

Stanmore Bowls Club has around 135 members and has seen an increase in membership in the last few years. The club are looking to grow their membership to 150 playing members and 50 social members. They have identified a need to replace the crazy paving paths and are exploring the option to add a timber building for visiting teams.

Quality ratings - Playing surface - 3/5 Changing facilities - 3/5

Pinner Bowls club (Pinner Memorial Park) has around 67 members, which has stayed relatively constant over the last few years. The club is looking to grow and regularly run open days. The club have not identified any facility needs.

Quality ratings - Playing surface - 5/5 Changing facilities - 4/5

Harrow Weald Bowling Club (Harrow Weald Rec. Ground) has 34 members and has seen a decrease in numbers in the last few years, the club has ambitions to grow and is looking to recruit new members. The club has identified the need for running hot water and cooking facilities to improve the facilities for members.

Quality ratings - Playing surface - 4/5 Changing facilities - 3/5

Bowls Recommendations

Protect	Enhance	Provide
for bowls through planning policy. ○ In liaison with clubs, seek to ensure the existing facilities for bowls continue to be maintained to a good quality standard.	provision needs to be improved. ○ Investigate the viability of retaining on site or reproviding indoor bowls provision as part of the future development of Byron Park and wider site regeneration. ○ Support clubs where possible to recruit new members through promotion of open days.	Indoor Bowls Association, and the established bowls clubs in relation to changes in accessible supply, participation trends and population growth.

Prioritised Actions

Short Term (1-2 years)

- Subject to resources work closely with Bowls England and clubs to review key grounds where the ancillary provision needs to be improved.

Long term

- Investigate the viability of retaining on site or reproviding indoor bowls provision as part of the future development of Byron Park and wider site regeneration.

Bowls Recommendations

Protect	Enhance	Provide
○ The Council to continue to protect the current quantity and availability of community facilities	○ Subject to resources work closely with Bowls England and clubs to review key grounds where the ancillary	○ Regularly review bowls facility needs in the area with the Bowls Development Alliance, England Bowls, England

Climbing Provision in Harrow

There is a large indoor bouldering centre in Harrow. HarroWall is one of only five British Mountaineering Council (BMC) National Performance Centres in the UK and opened in 2018. It is part of a group of London Climbing Centres, with 8 across the capital that members can use. They offer classes for adults and children, with Krazy climb sessions and Caving adventures starting from 6 years upwards. They also have a yoga area, function room, café and shop.

Sport climbing made its Olympic debut at the 2020 Olympics (2021) with 3 disciplines: speed climbing, bouldering and lead climbing. British Mountaineering has seen a large demand for bouldering and entry level activities such as clip and climb centres for families. As a National Performance Centre, HarroWall offers London and Southern based GB team members a centre of excellence for training and runs BMC competitions.

There is a nine meter bouldering and climbing wall located in Harrow Leisure Centre and one within the sports hall of Harrow School Sports Complex, with the opening of Harrow Wall, Everyone Active reported that usage and interest for the climbing facilities at the leisure centre declined, but as the Harrow Wall Centre is mainly bouldering there is still remains a small demand especially for high rope climbing and they have instructors going through the process to deliver course based activity.

There is also a small climbing wall at Cedars MyPlace Community Centre but this is not available to hire due to the level of insurance costs and it only being able to accommodate 2 people at a time.

There are no BMC affiliated clubs in Harrow, the nearest being in Hillingdon, who meet at the Brunel University Climbing Wall, Uxbridge.

Climbing Recommendations		
Protect	Enhance	Provide
<ul style="list-style-type: none"> Subject to resources, the council to endeavor to work with the facility providers to protect the availability of community facilities for climbing through planning policy. 	<ul style="list-style-type: none"> The council and facility providers to ensure the existing facilities continue to be maintained to a good standard. 	<ul style="list-style-type: none"> Regularly review the climbing facilities in the area with the BMC and the providers in relation to changes in accessible supply, participation trends and population growth.
Prioritised Actions		
Long Term <ul style="list-style-type: none"> To regularly review the climbing facilities in the area with the BMC and the providers in relation to changes in accessible supply, participation trends and population growth. 		

Judo Provision in Harrow

There are no British Judo affiliated clubs in Harrow with the nearest ones being in surrounding boroughs in Ealing (Ealing Judo Club, West Acton Community Centre), in Hillingdon (Hillingdon Judo Club, Harefield Community Centre) and in Watford (Iruka Judokwai, Watford Field School Annex).

Paul Adala, former British Champion is the head coach at Harrow Boys School and also offers private tuition and small group sessions through Judo Ajala

There is also a junior judo sessions running at Harrow RFC and Cedars MyPlace Community Centre.

Judo Recommendations		
Protect	Enhance	Provide
<ul style="list-style-type: none"> The Council to continue to protect the current quantity and availability of community facilities for judo through planning policy and, in liaison with the facility providers seek to ensure the facilities are to be maintained to a good standard. 	<ul style="list-style-type: none"> Regularly review facility needs for judo and other martial arts clubs based in the area and British Judo in relation to changes in accessible supply, participation trends and population growth. 	<ul style="list-style-type: none"> Regularly review facility needs for judo in the area with British Judo in relation to changes in accessible supply, participation trends and population growth.

Boxing Provision in Harrow

There are currently three clubs in Harrow affiliated to England Boxing, with another club in the process of affiliating. Harrow & District ABC (23 active boxers, 80 members, 5 qualified coaches), Tully’s Boxing Club (17 active boxers, 70-100 members, 2 qualified coaches), New Kings ABC (ProAm) (no listed boxers, 2 coaches). Harrow & District ABC has a 23 year lease on their premises and are currently in the process of extending their facility to allow more space for their current membership. They are also currently assisting another group to establish an additional boxing club within their premises, which will see the venue used for more hours during the week and an increase in participants.

There are a number of amateur boxing clubs in the surrounding boroughs close to the border. England Boxing report that Amateur boxing, especially recreational (non contact) boxing training has become very popular, and this has seen demand increase in most London boroughs. England Boxing has not identified any facility needs and feels the clubs in the area are able to meet the current demand in the area.

Club Consultation

Harrow Boxing Club has around 80 members and has seen membership levels stay the same over the last few years. The club has plans to grow, through development and progression. The club has identified a need to extend their building to allow more space for members and are in the process of completing this work.

Quality ratings - Playing surface - 5/5 Changing facilities - 5/5

Boxing Recommendations		
Protect	Enhance	Provide
<ul style="list-style-type: none"> The Council to continue to protect the current quantity and availability of community facilities for boxing through planning policy and, in liaison with the local clubs, seek to ensure the facilities are to be maintained to a good quality standard. 	<ul style="list-style-type: none"> Where possible provide advice and guidance where needed to Harrow ABC to enhance and extend their facilities. 	<ul style="list-style-type: none"> Regularly review facility needs for boxing in the area with the clubs based in the area and England Boxing in relation to changes in accessible supply, participation trends and population growth.

Prioritised Actions
<p>Short Term (1-2 years)</p> <ul style="list-style-type: none"> Where possible provide advice and guidance where needed to Harrow ABC to enhance and extend their facilities.

Archery Provision in Harrow

There are two Archery clubs in Harrow. Pinner Archers is based at Tithe Farm Social Club, where they shoot indoors during the winter and outdoors in the summer. They have around 40 members and run beginners’ courses throughout the year. North Harrow Archers are based at Pinner View Sports Club (previously Old Lyonians Sports and social club).

Bowmen of Harrow has just over 100 members and was based at John Lyon School Playing Fields with their own dedicated indoor range. However, they are now looking for a new premises in order to continue their activities as their lease contract agreement ran out in December 2022. The club are currently looking for a new ground, to prevent the club from folding, they require a field size of 150 x 80 yards and ideally indoor space of 30 x 22 yards.

Archery Recommendations		
Protect	Enhance	Provide
<ul style="list-style-type: none"> The Council to continue to protect the current quantity and availability of community facilities for archery through planning policy and, in liaison with the local clubs, seek to ensure the facilities are to be maintained to a good quality standard. 		<ul style="list-style-type: none"> Regularly review facility needs for archery in the area with the clubs based in the area and Archery GB in relation to changes in accessible supply, participation trends and population growth. The Council to endeavor to liaise with Bowmen of Harrow on options for a new base for their activities.
<p>Prioritised Actions</p> <p>Short Term (1-2 years)</p> <ul style="list-style-type: none"> The Council to endeavor to liaise with Bowmen of Harrow on options for a new base for their activities. 		

BFS Section 3: Conclusion



3 - Conclusion


The review of Built Sports Facilities has highlighted a number of facility investment needs for the Council and partners bringing together the analysis, consultation and assessment work.

Harrow Council has a history of supporting sport and leisure, and commitment to improving levels of physical activity and health for their residents and communities and the needs within this section will result in the Council considering some important and key decisions to make over the coming years.

Given the on-going financial challenges for the public sector, it will not be possible to deliver or support all of the sport specific investment needs identified within this strategy.

Section 3 of the Indoor and Outdoor Sports Facilities Strategy that follows sets out a number of overarching policy recommendations aimed at facilitating addressing the sports specific needs identified in this Built Facilities Strategy (part 2) and in the preceding Playing Pitch Strategy (part 1).

The final Section (4) is an initial prioritised Action Plan identifying priority projects arising out of this strategy as well as the partners and stakeholders who are likely to be central to facilitating this change.

A photograph of an indoor climbing gym. A woman in a grey t-shirt and blue pants is climbing a white rock wall with a yellow vertical stripe. She is wearing a black headscarf and a climbing harness. A man in a grey tank top and sunglasses is belaying her from the right. The wall is covered in various colorful climbing holds (red, green, blue, purple, orange).

London Borough of Harrow
Indoor and Outdoor Sports
Facilities Strategy 2024 – 2037

Section 3 Strategic Recommendations

3. Strategic Recommendations

3.1 Introduction

This section of the Indoor and Outdoor Sports Facilities Strategy sets out a number of overarching strategic recommendations, endorsed by the Strategy Steering Group, aimed at ensuring the on-going provision of high-quality, accessible playing pitches and built sport facilities and can meet the needs and demands of the borough's current and future populations. The recommendations respond to the facility needs highlighted in Section 2 i.e. the Playing Pitch Strategy (part 1) and the Built Facilities Strategy (part 2).

3.2 Planning Policy

The need to protect and enhance the existing scale of facility provision for key facility types – pools, sports, halls, artificial and natural turf playing pitches, gymnastics centres and health and fitness facilities - remains similar to the findings of the Indoor Sports Facility Strategy in 2018 and the Outdoor Sports Strategy Background paper of 2012.

Given the evidence presented, the principles established in the current Local Plan Policies with respect to community, sport and recreation facilities – i.e. DM46 (re: new provision), DM47(re: retention of existing provision) and DM48 (re: enhancing outdoor facilities) - need to be maintained.

These planning policies are set out in full at Appendix G to this document.

3.3 Protect

Harrow Council has undertaken an Indoor and Outdoor Sports Facilities Strategy and assessed existing and future needs for all provision across the borough. The firm conclusion is that there is an identified need to retain the existing overall quantity of sports facilities within the borough whilst

recognising that the distribution of facilities may change (for example, through closure of sites of poor quality or of limited value for community sport offset by new provision). This headline finding and recommendation is also applicable when examined at the LPA level.

It is therefore recommended that the broad approach and principles established in existing policies in respect of the protection of existing provision be carried forward into the new Local Plan. Specifically, the new Local Plan should establish a policy framework to resist granting planning permission for any development which would lead to the loss, or would prejudice the use, of a sports facility unless:

- The loss resulting from the proposed development would be replaced by equivalent or better provision for that specific sport(s) in terms of quantity and quality in a suitable location.

Should a current or newly created sports facility exist in The London Borough of Harrow that is not mentioned in this Facilities Strategy and appendices, its omission is not an endorsement by the Council, Sport England or the relevant national governing body of that sport of its disposal.

It is also recommended that the Council continue to work with strategic sports partners (Sport England, National Governing Bodies of sport and London Sport) to seek agreements to secure access for community sport at those sites in the borough where there is existing access, but long-term access is currently unsecured.

Where sports facility sites are in the Council's ownership, the policy of securing community access through asset transfer to community clubs and/or sports associations should be applied, provided that they are able to demonstrate their ability to manage the facilities and or can help improve facilities where the council does not have resources. It is recommended that the terms of future transfer agreements include incentives for the clubs to

deliver sports development outcomes (e.g. grow numbers of teams, volunteering, and sporting opportunities for under-represented groups).

It is recommended the Council continue to seek to influence the design and specification of any new education sports facilities and extensions to existing facilities to ensure their suitability for both education and community use (i.e., provided to Sport England and/or the relevant sport's national governing body design dimensions and standards as opposed to education dimensions and standards).

It is further recommended that the Council negotiates secure affordable community access as a condition of planning consent (via formal Community Use Agreements) for applications from education providers of sports facilities relating to:

- i) Extending hours of permitted use
- ii) Extensions to existing sports facilities
- iii) Provision of new sports facilities

3.4 Enhance and Provide

It is recommended that the Local Planning Authority continue to seek the advice of appropriate sport national governing bodies whenever pre-planning proposals or planning applications involving new sports facilities are brought forward or new S106 Agreements for sports facilities are drafted. This to ensure that the design, layout and management plans maximise the community value of the new facilities and that any maintenance plans meet any relevant Performance Quality Standards.

For all developments involving the creation of one or more residential units, contributions should be sought (under Section 106 of the Town and Country Planning Act 1990 or through the Community Infrastructure Levy mechanism) towards the delivery of 'off site' priority projects as identified in the Indoor and Outdoor Sports Facilities Strategy within the locality of (or

easily accessible without a car from) the proposed development. Appropriate contributions should also continue to be sought for ongoing maintenance of any new sports facilities.

The priority projects are those set out in the Action Plan current at the time the planning application is submitted. The initial Action Plan is in Section 4 of this document.

The priority projects include sites in private ownership and on school sites outside the control of the Council. Accordingly, the lead party responsible for progressing the actions is identified in the Action Plan along with the key supporting agencies.

For strategic scale proposals comprising 300 or more dwellings, on-site provision may be sought in place of securing contributions towards off-site projects. On-site provision will be promoted instead in those instances where there is no existing sports provision within the locality which is easily accessible to the site and is capable of absorbing the additional demand arising from the development, and where the site is physically able to accommodate appropriate facilities. This process will be guided by the needs identified in the Indoor and Outdoor Sports Facilities Strategy. On-site provision will typically be secured via a legal agreement and contributions may be sought (under Section 106 of the Town and Country Planning Act 1990 or through the Community Infrastructure Levy mechanism) towards its delivery and maintenance.

The latest version of Sport England's Sports Facility Calculator (SFC) and Playing Pitch Calculator (PPC) tools should be used to scope the appropriate scale and approximate costs of new built sports and playing pitch facilities provision respectively. (For example, if 1,500 new dwellings are proposed at an average of, say, 2.4 persons per dwelling, the additional population total to enter into the Sports Facility Calculator will be 3,600). The figure per dwelling can be adjusted based on local factors and specific development

details. The sports facility needs assessment findings and resulting action plans should be used to inform the calculation of the Council's Community Infrastructure Levy tariffs. In this context, it should be noted that facility cost estimates provided in the SFC and PPC can help inform the calculation of the Council's Community Infrastructure Levy tariffs.

It is recommended that in the case of all planning applications with implications for sports facilities (both indoor and outdoor), the latest version of Sport England's Model Planning Conditions should be used as appropriate. Current model conditions cover the following:

1. Protection/New Provision of Sport & Recreation Facilities;
2. Compensatory Provision, Continuity of Use and Phasing of Development;
3. Built Design and Layout;
4. Playing Field Provision;
5. Operational Matters.

Harrow will also consider financial viability as part of the assessment.

Harrow has a number of multi-sport sites which serve a wide range of sport and activity. The Playing Pitch Strategy process of consultation and analysis has highlighted a number of important improvements and potential investment needs across these sites for outdoor sport. Taking a holistic approach for all sports on site could help secure more funding or open up opportunities for more funding that could benefit a range of sports. However, the coordination of these opportunities (alongside the National Governing Bodies and resident sports clubs) with indoor and built facilities will remain a key priority for the Council. Whilst the specific actions and timings are dealt with in the action plan set out below given the importance of these sites to the leading sports within the overall Indoor and Outdoor Strategy opportunities to provide a more diverse and wider reaching range of facilities for sport and physical activity on current sites will be pursued by the Council.

It is recommended that the Council's Strategy Steering Group should review and update the Action Plan and priority projects annually during the strategy period.



London Borough of Harrow
Indoor and Outdoor Sports
Facilities Strategy 2024 – 2037

Section 4 Action Plan

Section 4 – Action Plan

This section of the strategy provides an initial plan related to the potential development and delivery of the priority projects and facility needs for sport and recreation as set out in the previous sections.

Figure 4.1 (playing pitches) and 4.2 (built facilities) presents the priority projects in alphabetical order with a reference to their potential to be progressed either in the short term (defined as within 2 years approximately) the medium term (defined as within 2-5 years) or longer to progress - for example projects dependent on acquisition of land, the outcome of wider area development planning or large-scale review of options, feasibility and viability. Further longer term projects are listed in Appendix H, Figure H1 and H2 including those which present opportunities for providing or extending community sports (Figure H3) and sites that are not identified either in Fig 4.1/4.2 (for enhancement or new provision) or H3 (opportunity sites) but are in need of protection for community sport through the planning system (H4). The omission of any playing pitch site from this Strategy is not an endorsement by the Council, Sport England or the relevant national governing body of that sport of its disposal.

The updates to the Action Plan should in turn inform periodic updates of the Council's priorities for investment and future decision on funding either through capital grant and / or financing and budgetary planning.

The action plan is a guide to how facilities might be developed, pending funding confirmation and planning permission where necessary, where and whom they might be developed by to meet identified demand, exploit opportunities that may arise and provide sustainable management and operational models often through engaging with either voluntary or commercial partners. Any projects taken forward or supported will be

assessed against the Council's Corporate priorities as well as these 5 key objectives of the strategy. A number of project proposals within the strategy are subject to design and cost analysis and for some projects feasibility testing and options appraisals.

Each potential project must be evaluated considering the current situation, as the strategy and action plan set out the position at the time of writing; factors on both the demand and supply side may have changed as well as the cost and viability of the project at the point when an individual project is being considered within the lifespan of this strategy. The action plan should be reviewed and adjusted on an annual basis by the Strategy Steering Group to ensure these factors are taken into consideration.

The immediate priority for Harrow, as with many local authorities at the time of this strategy, is to protect and continue to maintain the current level of facilities to ensure no loss of provision during the current challenging time for local authorities. The current pressures on public sector budgets alongside increasing operational costs and capital costs (for maintenance and new facilities) means Harrow Council must plan prudently for future needs.


The Council has a major project to consider in the future replacement of Harrow Leisure Centre (subject to funding) as well as considering the longevity of Hatch End Swimming Pool. These two facilities will require considerable planning and development to ensure they can be delivered and provide the right facility mix for residents across the area.

Figure 4.1 Leading Priorities and Actions in Harrow (Playing Pitches)

Site	Facility type	Timescale	Priority Actions	Lead	Partners
Avanti House	Football	Short	Work with the school to investigate the options to register the 3G ATP with the FA for match play.	LBH / FA	School
Bannister Sports Ground	Football	In progress	Establish four new football pitches at Bannister Sports Centre.	LBH	FA
Canons High School	Football	Med	Work with school to understand new proposed site strategy for sport and opportunity for future community use.	LBH / School	FA
Grove Field	Rugby	Med	Improve the maintenance of grass pitches	Club / RFU	LBH
Harrow Rec. Ground	Cricket / Football	Med	Improve the maintenance of grass pitches Upgrade or replace NT practice nets Investigate the feasibility to install a MUGA to reduce recreational use of formal pitches.	LBH	ECB / FA
Hatch End High School	Football	Short	Work with London Sport on the opening school facilities programme to secure community access to football pitches	School / LS	LBH / FA
Hatch End Playing Fields	Cricket / Rugby	Short / Med	Re-provision of rugby pitch Improve the maintenance of grass pitches	LBH	ECB / FA / RFU
Headstone Manor	Football / Cricket	In progress / Med	Install new drainage for grass pitches to improve pitch quality. Upgrade or additional NTPs	LBH	ECB / FA
Kenton Rec. Ground	Football	Med	Improve the maintenance of grass pitches.	LBH	FA
Pinner Wood School	Football	Short	Work with London Sport on opening school facilities programme to secure community access to football pitches	School / LS	LBH / FA
Saddlers Mead Open Space	Cricket / Football	Med	Improve maintenance to grass pitches	LBH / Club	ECB / FA
Shaftesbury Avenue	Rugby / Cricket	Med	Improve maintenance to grass pitches	LBH / Club	RFU / ECB
The Hive	Football / Rugby	Short	Subject to planning conditions ensure the community use of proposed new pitches for football and rugby clubs in the borough.	LBH	FA / RFU
Whitmore High School	Football	Short	Work with the school to investigate the options to register the 3G ATP with the FA for match play.	LBH / FA	School

Figure 4.2 Leading Priorities and Actions in Harrow (Built Facilities)

Site	Facility type	Timescale	Priority Actions	Lead	Partners
Bannister Outdoor Sports Centre	Athletics	Short	Ensure the venue achieves and maintains the UKA’s TrackMark accreditation including the provision of infield lighting.	Everyone Active	LBH
Canons Sports Centre	Swimming	Short	Seek to negotiate increased public availability in the peak period to the pool at Canons Sports Centre.	Canons Sports Centre	LBH
Harrow ABC	Boxing	Short	Provide advice and guidance where needed to Harrow ABC to enhance and extend their facilities	Harrow ABC	LBH
Harrow Gymnastics Club	Gymnastics	Medium / Long	Subject to feasibility, funding and planning, support the extension / enhancement of Harrow School of Gym as part of the options for Byron Park and wider site regeneration.	Harrow Gymnastics Club	LBH
Harrow Leisure Centre	Sports Hall, Swimming, Fitness, Squash	Short	Continue to operate and maintain the facility until the development of the new facility to ensure no loss of provision. Investigate the feasibility of upgrading the ventilation system.	Everyone Active	LBH
Harrow Leisure Centre	Sports Hall, Swimming, Fitness, Squash	Medium / Long	Review the options, funding and viability of redeveloping Harrow Leisure Centre with increased pool capacity, at least an 8 court Sports Hall, event space and reprovision of current fitness offer. Consider options for enhancing the Squash provision e.g. providing glass back and potentially with a moveable side wall within the feasibility assessments.	LBH	
Herga Indoor bowls	Bowls	Medium / Long	Investigate the viability of retaining on site or reproviding indoor bowls provision as part of the future development of Byron Park and wider site regeneration.	Herga Indoor Bowls / LBH	
Tennis courts in parks	Tennis	Short	Work with the LTA to refurbish the park tennis courts across the borough and implement an online booking and gate access system in all 13 sites.	LTA / LBH	
Various Educational Sites	Sports Hall	Short	Review educational site access and availability of Sports Halls, work with Avanti House Secondary School, Whitefriars Community School and Whitmore High School to look at opportunities to enhance provision and explore opportunities to allow Park High School to open for community use.	Education sites	LBH
Venue to be decided	Tennis	Short	Investigate the feasibility of providing Padel courts in an easily accessible central location.	LBH	LTA



London Borough of Harrow
Indoor and Outdoor Sports
Facilities Strategy 2024 – 2037

Section 5 Summary

Section 5 - Summary

Throughout the development of this strategy Harrow Council and key partners have continued to emphasise the importance of facilities for sport and physical activity to the health and wellbeing of the local population. Alongside this is the recognition of the vital contribution these facilities make to the local economy and quality of life for all residents, communities and visitors.

The Council has a number of key challenges to enhance the main leisure facility offer in the area. Through this strategy a number of priorities have emerged including the need to replace or refurbish Harrow Leisure Centre, and consider the longer-term viability of Hatch End pool. Alongside these are a number of leading indoor sports projects for Gymnastics, Tennis and Indoor Bowls.

Progress on both these leading projects had slowed in the past two years due in the main to the challenging financial environment exacerbated by the impacts of the Covid pandemic and the energy crisis but are still ongoing and plans being considered.

The growing (and changing) population and ageing facilities puts pressure on the current facility stock and means a notable number of opportunities exist for new and continued investment in built sports facilities within the local authority.

The primary needs are clearly to protect the overall quantity, maintain the quality and secure availability for the wider community to the existing supply of sports facilities. Within Harrow, like many local authorities, the majority of sports halls are located on school sites and where possible community use agreements need to be developed with academy sites to protect future usage and extend community access where possible.

The analysis from Sport England’s Facilities Planning Model swimming pools report shows demand for pools are greater than the current supply coupled with concern over ageing facilities. The strategy recommends that a replacement or refurbishment of Harrow Leisure Centre should be the priority as well as ensuring sustainable provision of all water space in the borough.

Alongside direct provision Harrow Council also plays an enabling role in developing better quality facilities by considering the opportunity to engage and empower community organisations through the asset transfer process to independently manage and operate facilities funded through partnerships with Sport England and National Governing Bodies of Sport as well as other funding organisations.

The Playing Pitch Strategy (Part 1) also highlights a number of priority projects for the Council to consider and plan for.

Football and Cricket are popular team sports in Harrow and the council plays an important role in providing winter and summer grass sports pitches for local clubs to use. There is a need to improve pitch maintenance at a number of key sites to facilitate the growth of larger clubs in the area, as well as a need to provide up to three new fine turf cricket pitches. Rugby clubs in the area need improved pitch quality and additional facilities for training. Hockey has sufficient facilities for matches and training.

As the country and the public sector, as a key provider of these essential services for leisure and physical activity, continues to recover from the pandemic, and now grapples with the rise in utilities and the cost-of-living crisis for many of its services, business and residents, the important role physical activity has in positively impacting on the health of the nation is even more evident. Investment into the future health and wellbeing of Harrow’s residents will be impacted very positively by the priorities highlighted within this part of the strategy. This will be in the form of both

protecting the current facility stock for both indoor and outdoor sport as well as investing in improved and new facilities where the opportunities arise.

Harrow Council has always recognised and must continue to do so, despite the ongoing challenges, the importance of protecting and investing in accessible and sustainable community sports facilities which play a critical role in providing activities and opportunities and improving the lives and wellbeing of all of their residents.



CONTINUUM
SPORT & LEISURE LTD



London Borough of Harrow
Playing Pitch Strategy 2024 Appendix A
Assessment of Need Report Cricket

Appendix A: Cricket - Assessment of Needs (Stages B & C)

The findings of the assessment of needs for cricket facilities in the London Borough of Harrow are summarised in this appendix to the Playing Pitch Strategy. Affiliated cricket clubs registered to Harrow and playing their home fixtures in the area have contributed to this assessment either by submitting an online club survey and/or through in person consultation during site visits. All clubs were contacted as part of the consultation process, the response rate from clubs represents 88% of teams playing cricket in the area.

Since the last assessment was carried out in 2012 there has been some significant change in the supply of cricket pitches in Harrow, with 8 new fine turf pitches and one additional non-turf pitch. The number of cricket clubs in the area has reduced from 28 to 23 with some smaller clubs gradually declining over the period usually due to player availability or losing key volunteers, however, there has been a significant increase in teams since the last PPS from 125 teams to 167. The largest growth has been in youth teams (+37 teams), with smaller increases in women's (+1 teams), girls (+3 teams), mixed teams (+7).

The Covid 19 pandemic and the resulting restrictions impacted very significantly on community cricket in the 2020 season. However, cricket demand largely recovered in 2021 and summer 2022 saw most larger clubs recover to pre-pandemic levels.

1. Cricket Supply (Step 1)

The findings of the assessment of supply of cricket facilities in Harrow are summarised in this section and detailed by site both for fine turf pitches and for non-turf artificial grass pitches. The supply side information is generated through standard facility audits based on the visual assessment, grading and playing capacity guidance (as set out by Sport England and the ECB in the national guidance for the development of playing pitch needs assessments) augmented by consultation with the Council's Sports Team, Middlesex Cricket, the ECB and user clubs.

1.1 Cricket Pitches in Harrow

38 fine turf pitches are identified as available for community cricket in the Harrow in 2022 on 19 playing pitch sites. There are 12 non-turf pitches available for use across 11 sites.

There has been an increase in the number of fine turf pitches available for cricket since the last PPS where 30 pitches were available across Harrow, as well as one additional non-turf pitch.

1.2 Junior Pitches

In general, the clubs with junior sections set aside one strip on the main square for junior matches requiring shorter dimensions and/or use non-turf pitches where these are available on their grounds.

At most sites, Kwik cricket for younger children is generally played on temporary pitches set up on a mown strip in the outfield (or several strips around the outfield in the event of Kwik cricket tournaments and festivals).

1.3 Closed Sites

There are no closed sites in the borough.

1.4 Non-Turf Pitches (NTPs)

In the younger age groups (U10 to U13), some hardball match play takes place on non-turf pitches (NTPs). NTPs are also used for training and adult play including most short format friendly games between non-traditional single team clubs without a secured home ground. Twelve NTPs are provided at 11 playing field sites in Harrow compared to 11 NTPs at 10 sites in 2012.

- Harrow Cricket Club (Standard)
- Harrow Recreation Ground (Poor)
- Harrow School, Philathletic Ground (Good)
- Harrow Town Sports Club (Poor)
- Headstone Manor x 2 (Poor)
- Kenton Sports Ground (Standard)
- Millhillians Sports Ground (Standard)
- London Post Office Sport & Social Assoc. (Standard)
- Orley Farm School Grass pitches (Standard)
- RCT Sports Ground (Standard)
- Stanmore Common (Standard)

1.5 Non-Turf Practice Nets

There is a mix in provision of non-turf practice nets, some clubs with their own grounds have functioning outdoor practice net systems e.g., Harrow CC, others rely on mobile net cages such as Bessborough CC. Many others at open council sites are in poor condition and have been subject to damage and vandalism such as Harrow Rec. Ground (home to Ealing Three Bridges

CC). The cost of maintaining and inspecting nets systems is an issue on open access sites.

Figure 1.1 – Non-turf permanent net systems: locations, number of lanes and quality

Location	No.	Quality
Arnold House School	3	Good
Harrow Cricket Club	3	Good
Harrow Rec. Ground	2	Poor & Damaged
Harrow School – Main Ground	8	Good but not available for community use
Harrow Town Sports Club	3	Good
Kenton Sports Club	3	Good – installed in 2021
Millhillians Sports Ground	3	Poor
Montesole Playing Fields	2	Standard
Orley Farm School	2	Good
RCT Sports Ground	2	Poor
Stanmore Common	4	Standard

1.6 Indoor Practice Nets

Pull out cricket nets are available and well used in the sports halls at the following education sites: Nower Hill High School, Harrow High and Salvatorian College. Stanmore CC currently use Avanti House Secondary School for Junior Training and travel outside of Harrow to use indoor nets at Kingsbury High in Brent. They have expressed interest in using Park High School Sports Hall for indoor training, but the school currently does not have planning permission to hire their facilities.

Indoor sports hall space is in high demand across the area so the main constraint on cricket hires is the competing demand from sports hall team sports and badminton, these are all year-round activities whereas demand for indoor cricket nets is generally limited to peak evening or weekend slots from January to March and therefore disruptive to the core programme and income.

The nearest dedicated indoor cricket facility is approximately 20 minutes away in Barnet at the Middlesex Indoor Cricket School.

1.7 Facilities for Non-Traditional Forms of Cricket

The strategic aims of Middlesex Cricket are to sustainably grow cricket participation in the county. In 2022 Middlesex launched their new charitable arm, Middlesex in the Community, with the purpose to promote community participation and engagement in cricket by providing and assisting in the provision of facilities (land, buildings & equipment) and activities that promote the advancement of health, education, community development and recreational sport for people residing, working, in education or visiting the boroughs that form the Cricket County of Middlesex.

Non traditional facilities range from non-turf pitches (NTPs) for organised cup and league 20 over matches and 'Last Man Stands' (games of 75 minutes approximately for teams of 8 players played in public parks) down to hard-court Multi Use Games Areas (MUGAs) for informal games of 'Cage Cricket' using a softball or tapeball (a tennis ball wrapped in tape). There is a 'Last Man Stands' league for Harrow in Northwick Park (Brent) which is on the border of Harrow.

1.8 Ownership and Security of Access

Cricket pitches in Harrow fall into one of five different categories of ownership. Overall, clubs benefit from good security of access on their home grounds e.g. on club owned sites or council facilities with long leases or have established hire / maintenance agreements with the local authority, however a number of clubs annually hire their facilities or only have short leases which impact on their ability to apply for grants, e.g. Middlesex Titans (3 years).

- **Club owned sites** - The most secure type of provision is those cricket grounds where the home club either owns the freehold or has a long lease (over 90 years), such as Harrow Cricket Ground (Harrow CC), Harrow Town Sports Club (Harrow Town CC), Kenton Sports Club (Kenton CC), Stanmore Common (Stanmore CC).
- **Council leased sites** - Harrow owns and leases a number of the borough's playing fields to community cricket clubs (or to larger community sports organisation with cricket sections), such as Headstone Manor (Bessborough CC, West Harrow CC), Montesole Playing Fields (Pinner CC), RCT Sports Ground (Raghuvanshi Charitable Trust, Headstone Manor CC), Saddlers Mead Open Space (Parkfield & Headstone CC),
- **Park sites** - The following sites are open access park sites owned by the London Borough of Harrow and used for cricket; Chandos Rec Ground (CRS Cardinals CC), Harrow Rec Ground (Ealing Three Bridges, Metropolitan CC, Burhani CC), Hatch End Playing Fields (Pinner CC, Harrow St Mary's CC, West Harrow CC), Roxbourne Park (Harrow Lions CC), Roxeth Rec Ground (South Harrow CC), West Harrow Rec. Ground (Yarl CC, Lankians CC).

On the park sites with fine turf, the squares are generally roped off when not in use to actively discourage informal use and damage from general park users. These pitches are available to hire on an annual agreement or a pre-booked pay and play basis. The Council operates a priority booking system with preference given to those clubs that are locally based and previously used the facility.

- **Private Ownership** – London Post Office Sports & Social Assoc. (Middlesex Titans CC), Old Millhillians Sports Ground (Harrow St Mary CC).
- **School owned sites** - Generally, community cricket clubs that are reliant on education pitches as their home ground do not have security beyond one season as the school could cease to offer the facilities to hire at any time or increase hire/rental fees. No clubs in Harrow rely on Education sites as their main ground. Harrow School have extensive cricket facilities but only the Philathletic Ground is available for community use. This however is limited to July and August only and prohibitively expensive for most clubs. Harrow CC use Orley Farm School pitches for junior and girl’s activity (Harrow CC) and Arnold House School is available for use by clubs.

1.9 At Risk Sites

No sites in the area have been identified as being at risk to development.

1.10 Opportunity Sites for Cricket

Harrow St Mary’s are interested in expanding their facilities to create a second square on the Pinner Park Farm site, and have expressed interest to the Council.

Pinner Rugby FC are in discussions about forming a youth cricket team at Shaftesbury Playing Fields which would involve reinstating a previous square between the rugby pitches.

1.11 Pitch Quality

The table below shows the quality of pitches within Harrow based on their operation.

Figure 1.2 – Pitch square and outfield quality and operation
(S = Square O = outfield)

Rating	Club		Council		School		Other (Private)		Totals
	S	O	S	O	S	O	S	O	
Good	3	3	0	2	8	8	0	0	11 squares; 13 outfields = good
Standard	12	12	8	4	0	0	1	1	21 squares; 17 outfields = standard
Poor	0	0	1	3	0	0	2	2	3 squares; 5 outfields = poor

The pay and play council managed pitches are a lower quality overall than the club and school-maintained pitches. The open access public park setting, typically multisport sites, tend to face more incidences of damage and acts of vandalism than are experienced on club and school sites where access is controlled. This places pressure on grounds maintenance budgets

making pay and play cricket the least cost effective playing pitch sport for councils to provide.

In theory, there is scope to increase the playing capacity of the existing supply by improving the quality of the council run sites although, in practice, it is wear due to heavy demand and use of these pitches along with damage caused by other park users (as opposed to lack of maintenance) that impacts on the quality of the parks pitches. Details on individual sites can be found in Figure 6 (separately appended).

1.12 Distribution of Cricket Sites

Figure 1.3 shows the distribution of cricket sites across Harrow. This shows that most of the residents of Harrow will be within a reasonable journey time (estimated at 20 minute drive time or 30 minute public transport journey) of a cricket pitch, either a community club pitch (restricted to club members and guests) or a park-based pitch available on a play and play basis.

1.13 Ancillary facilities

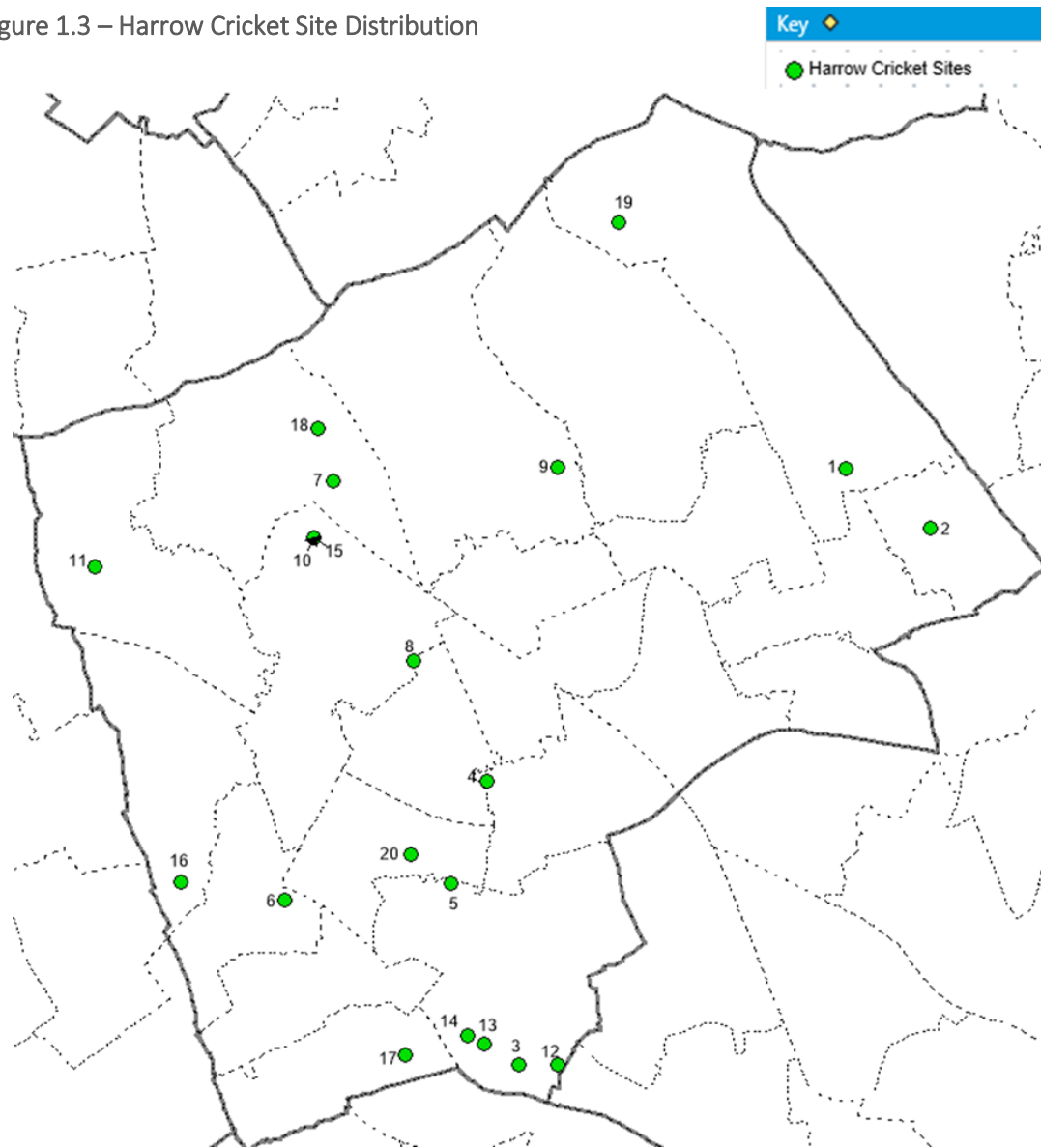
The ancillary facilities at most sites are generally sufficient for clubs, but in need of some ongoing general refurbishment to keep them up to standard. There are however there are several sites where more significant investment into pavilions and changing provision is required. The changing rooms at Montesole Playing Fields do not meet ECB requirements and there are issues with the roof and subsidence. The pavilion is currently used by Pinner CC at the weekend and as a social space for the local community weekday evenings. The clubhouse and changing rooms at Saddlers Mead Open Space is dated with issues of subsidence due to tree roots growing under the building. Parkfield Sports Club are currently in contact with their insurers to cover the cost of repairs. The changing provision at Kenton

Sports Club, Millhillians Sports Ground, the RCT Sports Ground and Stanmore Common needs to be refurbished to modernise the facilities to better cater for junior and female provision.

1.14 Cricket Supply of Relevance in Neighbouring Local Authorities

The nearest pitches with secured community access for cricket clubs are between 5 and 18 miles away from Harrow in Brent at Northwick Park to the Southeast, in Hillingdon at Eastcote CC to the West and in Hertfordshire at Hatch End CC (Elstree CC) to the North East.

Figure 1.3 – Harrow Cricket Site Distribution



Cricket Sites			
Key	Name	Address	Postcode
1	Arnold House School	Donnefield Ave	HA8 6RH
2	Chandos Rec Ground	Merlin Cres	HA8 6BX
3	Harrow Cricket Club	Wood End Rd	HA1 3PP
4	Harrow Recreation Ground	Roxbourne Rd	HA1 1PB
5	Harrow School	Philathletic Ground	HA1 4AD
6	Harrow Town Sports Club	Rayners Lane	HA2 9TY
7	Hatch End Playing Fields	Uxbridge Road	HA5 4DS
8	Headstone Manor	Pinner View	HA2 6PX
9	Kenton Sports Club	Kenton Park Rd	HA3 6UB
10	Millhillians Sports Ground	Headstone Lane	HA2 6NF
11	Montesole Playing Fields	Antoneys Close	HA5 3TB
12	London Post Office Sport & Social Assoc.	Greenfold Rd	HA1 3QL
13	Orley Farm School Grass Pitches	South Hill Ave	HA1 3PB
14	Orley Farm School	South Hill Ave	HA1 3NU
15	RCT Sports Ground	Headstone Lane	HA2 6NF
16	Roxbourne Park	Cannon Lane	HA5 1JN
17	Roxeth Rec. Ground	Kingsley Road	HA2 8LF
18	Saddlers Mead Open Space	Saddlers Close	HA5 4BT
19	Stanmore Common	The Common	HA7 4LB
20	West Harrow Rec. Ground	Butler Road	HA1 4DX

2. Cricket Demand (step 2)

Findings relating to cricket pitch demand in Harrow are summarised below.

2.1 Cricket Clubs and Teams

In the 2022 cricket season, 23 clubs were identified through the consultation as being active in Harrow, between them entering 45 adult men’s sides in affiliated Saturday cricket leagues, there are 27 Sunday/ friendly/ veteran’s teams with two clubs offering women’s adult cricket. There has been a reduction in the number of clubs in the borough, but adult participation has increased slightly (77 teams, compared to 74 in 2012), and there has been a significant growth in youth teams (90 teams compared to 53 in 2012), with the largest growth in teams at the following clubs – Harrow CC, Harrow St Mary CC, Stanmore CC. Other clubs have also increased junior activity, with either formal teams, junior coaching or by providing All Stars or Dynamos sessions. Where possible, the clubs use their outfield and NTPs to cater for this demand.

In addition, demand for junior and youth cricket in the borough there has been an introduction of a 'transition' team structure by Middlesex Cricket (with competitions for u19 and u21 sides and a youth cup for boys and girls) to bridge the link between colts cricket and adult club cricket, 11 transition teams were identified during consultation.

There has also been a slight increase in Women and girls’ provision with 2 women’s teams and 6 girls teams compared to 1 women’s and 3 girls teams in 2012. In total it is estimated that, in the 2022 season, there were 72 men's teams (aged 18+), 3 mixed adult teams, 2 women's teams; 80 boys’ teams (aged 7-18), 6 girls’ teams (7-18yrs) and 4 mixed junior teams playing cricket matches in the site area mainly at weekends. A large proportion of these

teams also train on a midweek evening in season. Most of the senior teams will also train indoors pre-season in January/February.

Figure 2.1- Cricket Expressed Demand

Cricket clubs and teams	Home ground(s)	Other grounds used
Bessborough CC <ul style="list-style-type: none"> o 4 Sat Adult Male teams o 4 Sun Adult Male teams o 1 U19 T20 team o 7 Junior teams from U10's-U17's 	Headstone Manor	
Bharat Olympians Sports Club <ul style="list-style-type: none"> o 3 Sun Adult Mixed teams 	RCT Sports Ground	Metropolitan Bushey (Hertfordshire)
Burhani CC <ul style="list-style-type: none"> o 1 Sat Adult Male team o 1 Adult friendly team 	Harrow Rec Ground	
Chelsea Arts (Unaffiliated) <ul style="list-style-type: none"> o 1 Sunday Adult team 	Harrow School – Philathletic Ground	
CRS Cardinals CC <ul style="list-style-type: none"> o 1 U16 Junior team 	Chandos Rec Ground	
Ealing Three Bridges <ul style="list-style-type: none"> o 1 Sat Adult Male team o 1 Sun Adult Male team 	Harrow Rec. Ground	
Harrow CC <ul style="list-style-type: none"> o 4 Sat Adult Male teams o 1 Women’s team o U19 & U21 teams o 16 Junior teams (inc 3 girls, 2 mixed) 	Harrow Cricket Club	Orley Farm School pitches (for juniors / girls)

Cricket clubs and teams	Home ground(s)	Other grounds used
Harrow Indians CC o 1 Sat Adult Male teams o 2 Adult Friendly teams	Rectory Park (Ealing)	Harrow Rec. Ground
Harrow Lions CC o 2 Sat Adult Male teams	Roxbourne Park	
Harrow St Marys CC o 4 Sat Adult Male teams o 1 Sun Adult Male team o 1 Women's team o 1 Vets Team o 1 U21 team o 16 Junior teams (inc. 2 mixed teams)	Millhillians Sports Ground	RCT Hatch End Playing Fields Harrow School – Philathletic Ground
Harrow Town CC o 4 Sat Adult Male teams o 1 Sun Adult Male team o 4 Junior teams	Harrow Town Sports Ground	
Headstone Manor CC o 4 Sat Adult Male teams o 1 Sun Adult Team o 7 Junior teams (inc. 1 girls)	RCT Sports Ground	
Kenton CC o 4 Sat Adult Male teams o 1 U19 T20 team o 1 Sun Adult Male teams o 5 Junior teams (inc. 1 girls)	Kenton Sports Club	
Larkians CC o 1 Sat Adult Male team o 1 Adult friendly team	West Harrow Rec Ground	

Cricket clubs and teams	Home ground(s)	Other grounds used
Metropolitan CC o 1 Sun Adult Male team	Harrow Rec. Ground	
Middlesex Titans CC o 4 Sat Adult Male teams o 1 U19 T20 Team o 2 Sun Adult Male teams o 4 Junior teams U10-U17	London Post Office Sport & Social ass.	
Old Harrovians (Harrow School Old Boys – Unaffiliated) o 1 Friendly Adult team	Harrow School Main Ground	
Parkfield & Headstone CC o 2 Sat Adult Male teams o 1 Sun Adult Male Team	Saddlers Mead Open Space	
Pinner CC o 3 Sat Adult Male teams o 1 Sun Adult Male team o 7 Junior teams	Montesole Playing Fields	Hatch End Playing Fields
South Harrow CC o 1 Sat Adult Male team o 1 Sun Adult Male team	Roxeth Rec Ground	
Stanmore CC o 2 Sat Adult Male teams o 1 Sun Adult Male team o 1 U19 T20 team o 17 Junior teams (inc 1 girls)	Stanmore Common	Chandos Rec Ground Avanti School (Junior training)
West Harrow CC o 3 Sat Adult Male teams o 6 Junior teams (U7-U12)	Headstone Manor	Hatch End Playing Fields.
Yarl CC o 1 Adult friendly team	West Harrow Rec Ground.	

2.2 Active People Survey

Adults: The most recently published findings of the national Active Lives Adult Survey¹ (Nov 2021) showed that self-reported regular participation (i.e., taken part at least twice in the last 28 days) in cricket in England by adults (aged 16+) increased 0.1% from 0.4% between Nov 2019 - Nov 2020 to 0.5% between Nov 2020 and Nov 2021.

If cricket participation in Harrow was at the national average in Nov 2019-2020 (i.e. 0.4%), this would indicate around 392 adults (aged 16+) living in the area play cricket out of a 16+ adult population of approximately 98,059. At the 2020/21 national 16+ cricket penetration rate of 0.5%, this would suggest circa 490 over 16-year-olds in Harrow play cricket.

With approximately 77 adult teams currently, the 'adult' cricket club playing membership in the area is close to 1,155 players (assuming an average of 15 squad players per team). This highlights that adult cricket participation in clubs in Harrow is double the pre-pandemic national average of 0.5%, without taking account of activity taking place outside clubs (i.e. informal games in family groups and among groups of friends and work colleagues in parks). This shows a high demand for Cricket in the area.

2.3 Casual Cricket Demand

Demand for less formal forms of play - using free to use net systems and non-turf facilities in public parks, as well as hard-surface areas such as MUGAs, streets, footpaths and hard standing areas on housing estates - is a growing feature of cricket demand nationally, particularly among teenagers and young adults in the Black, Black/British, Asian and Asian/British minority ethnic (BME) communities.

¹ Active Lives Adult Survey Nov 2020/21, Sport England, (October 2022)

Harrow has one of the most ethnically diverse populations in the country, with Asian/Asian British/ Asian Welsh group the largest ethnic group. This would suggest a case for the Council to retain and continue to maintain existing facilities for informal forms of cricket in the borough (NTPs) and net systems for pay and play for competitive league fixtures outside the traditional English cricket club and ECB league model as well as other informal cricket games for family groups and groups of friends.

2.4 Displaced and Imported Demand

In the consultations carried out, one club was identified as being displaced outside of the area, Harrow Indians CC, who use Rectory Park in Ealing as their main ground. The club are looking for support from the Council to hire quality sites for matches and training in the borough. Bharat Olympians also use Metropolitan Bushey in Hertfordshire for matches when other sites have limited availability, they state their members are not prepared to play on poor facilities and may have to disband due to lack of suitable facilities.

There is also evidence of imported demand with Ealing Three Bridges CC travelling into Harrow to play matches at Harrow Rec. Ground and Burhani CC also playing at Harrow Rec. Ground indicated in their survey response that only 20% of their membership comes from the Harrow area.

2.5 Trends in Demand for Team Cricket

Nationally the ECB has reported a growth in teams in all areas with the greatest growth in the last few seasons in the youth / colts age groups where the development of junior coaching and introduction of the ECB's Cricket All Stars (5-8yr olds) and Dynamos (8-11yr olds) initiatives for primary age children have boosting demand. This is reflected in Harrow

with the large growth in junior teams and clubs reporting involvement in All Stars and Dynamos programmes. There has been an increased focus by the ECB for Women’s and girl’s cricket, and again this is reflected in the increase in women’s, girls, and mixed teams in the area, however it is likely there is further demand to be satisfied in the area. The ECB and Middlesex CCC have compared the number of Women and girl’s teams in the area, to the recent growth in other areas and have predicted there is a likely future growth of an additional 11 teams.

2.6 Unmet Demand

Figure 2.2 summarises the self-reported plans of clubs for growing the number of teams they run to meet perceived unmet demand. This information is drawn from the club consultation surveys carried out from July 2022 to January 2023 and therefore only includes those clubs that completed a questionnaire. Conversion of this perceived unmet demand into new teams will depend on these clubs engaging sufficient volunteer team managers and coaches as well as securing suitable pitches to play and train on in the peak period.

It is apparent from the consultation with clubs and considering the number that are planning for growth, that there is unmet demand in the borough especially for youth, and women and girl’s cricket.

Figure 2.2: Harrow – Clubs Self-Reported Team Growth Plans

Club	Growth Aspirations / comments
Ealing Three Bridges CC	Add a new team. Subscribe to Dynamos or ECB all stars
Harrow CC	More matches per age group, especially for girls, but would need another ground.
Harrow Indians CC	Going to manage 3-4 teams with Recreation programmes & training camps.
Harrow St Mary’s CC	We are almost full to capacity at our current ground so will need to source very local venues for the future
Kenton CC	More girls and junior sports.
Middlesex Titans	To attract more of the local community
Pinner CC	New cricket nets, NTP and clubhouse development
South Harrow CC	To proactively concentrate on recruitment to increase membership
West Harrow CC	To expand our colts’ teams

3. The Situation at Individual Cricket Sites (Step 4)

The fine turf cricket pitches were assessed during the 2022 season. All of the sites were assessed using the methodology established by Sport England and the ECB in the published Playing Pitch Strategy Guidance and Appendices (2013) - i.e., a non-technical visual site assessment.

The findings of the site-specific audit assessments (as set out in Figure 6 separately appended) were reviewed with representatives of Middlesex Cricket and ratings for each agreed as a basis for comparison of the amount of play each site can accommodate (i.e. site carrying capacity) against the amount of play that takes place. Carrying capacity is a measure of the number of match equivalent sessions per season for community use each pitch can take without adversely affecting its quality and use.

It was agreed with the ECB representative to adopt the following pitch carrying capacities according to each quality rating to be consistent with the approach adopted in similar assessments in other areas:

Figure 3.1: Cricket Pitch Carrying Capacity

Pitch Quality Rating	Carrying Capacity - Match equivalent sessions per prepared fine turf wicket (strip) per season
Good	5
Standard	3
Poor	1

Figure 6 (separately appended) details the situation at each cricket site with regard to:

1. *Pitch supply* (including the quality ratings) and conclusions reached as to the amount of play a site can accommodate (i.e. it's carrying capacity for community use).
2. *The amount of play that takes place at each site* (i.e. the expressed demand) adjusted to reflect any casual or education use in addition to club use for matches and training.
3. *The comparison* (shown as a RAG rating) as to whether, for each pitch type it contains, a site is:
 - **RED** - Being overplayed (current use exceeds the carrying capacity)
 - **AMBER** - Being played to the level the site can sustain, or
 - **GREEN** - Potentially able to accommodate some additional play (current use falls significantly below the carrying capacity)

The following 4 sites are highlighted here from Figure 6 as RED rated sites where the available fine turf cricket pitches are considered to be played over and above their estimated carrying capacity based on the size of the square (i.e., number of wickets/strips) and the assessed quality of the square.

- Harrow Recreation Ground
- Headstone Manor (Southern Part)
- Montesole Playing Fields
- London Post Office Sport & Social Assoc.

A further 6 sites from Figure 6 are AMBER rated indicating that the available fine turf pitches are played at (or very close to) their playing capacity:

- Headstone Manor (Bessborough CC -self-contained part)
- Harrow Cricket Club
- Kenton Sports Club
- Millhillians Sports Ground
- RCT Sports Ground
- Stanmore Common

The ancillary facilities, pavilions / changing rooms at each site were reviewed where the consultant team could get access, along with providers and clubs being consulted on the condition and availability, this is noted in the column headed 'pavilion / changing rooms.

4. The Current and Future Picture of Provision for Cricket (Step 5)

4.1 Current

Overall, the assessment of facility needs shows that the playing capacity of the available fine-turf pitches in Harrow does not fully meet the current demand from Harrow based clubs and teams, due to the significant increase in junior activity. A large number of sites in the borough are either overused or at capacity, and two clubs are forced to use facilities outside of the borough.

Despite the provision of several new fine turf pitches since 2012, capacity issues remain for clubs to accommodate all their teams especially those with large junior sections and offering short format cricket. Additional or upgraded NTPs could help to alleviate some of this pressure at Headstone Manor and Millhillians Sports Ground.

The supply of accessible indoor practice nets in Harrow is also an issue with clubs using facilities outside the area. Park High School would like to hire out their Sports Hall and Stanmore CC have expressed an interest in using it but the school currently do not have planning permission to do so.

The quality of the cricket pitches at open access Council sites such as Harrow Rec. Ground, Hatch End Playing Fields needs to be improved. The cricket squares are subject to heavy usage and the outfielders accommodate extensive use for general recreation and dog walking as well as by other sports and events. Improved pitch maintenance and quality would increase

the playing capacity enabling the cricket clubs that are based at these grounds to continue to grow.

The non-turf practice net systems are in need of upgrading at key cricket sites such as RCT Sports Ground, Harrow Rec. Ground and Millhillians Sports Ground.

There are a number of key sites where investment into pavilions is required including new provision at Montesole Playing Fields and Saddlers Mead Open Space and refurbishment to modernise facilities at Kenton Sports Club, Millhillians Sports Ground, the RCT Sports Ground and Stanmore Common.

4.2 Future

To estimate the potential impact of population growth over the strategy period to 2037 on the need for cricket pitch capacity in the peak period, Sport England's Playing Pitch Calculator (PPC) tool has been used.

To meet cricket demand from 9,658 additional residents (as currently forecast²) and assuming current levels of cricket demand by age group for matches and training in the peak period, the PPC indicates that the equivalent capacity of +1.24 additional cricket pitches will be needed in the borough.

When the clubs' aspirations for team growth and the impact of cricket development initiatives with regard to primary age children, women and girls' cricket and under-represented ethnic minority groups are added, it is estimated that there is a need for an additional 3 pitches with at least 10 wickets in the area to cater for demand.

² GLA 2020- based housing-led population projections (Released Nov. 2021)

5. Key Findings and Issues for Cricket (Step 6)

Figure 5.1 - Cricket Key Findings and Issues

	Cricket
<p>The main characteristics of the <u>current</u> supply of and demand for provision</p>	<p>38 fine turf pitches are identified as available for community cricket in the borough of Harrow in 2022, on 19 playing pitch sites. There are 12 non-turf pitches available for use across 12 sites. There has been an increase in the number of pitches available for cricket the last PPS where 30 pitches were available as well one additional non-turf pitch.</p> <p>23 clubs were identified in Harrow through the consultation, there are 45 adult men’s sides entered to compete in affiliated Saturday cricket leagues cricket in 2022, 2 clubs have female specific adult cricket and there are 27 Sunday/ friendly/ veteran’s teams. There has been a significant growth in youth teams (93 compared to 53 in 2012), with the largest growth in teams at Harrow CC, Harrow St Mary CC, Stanmore.</p> <p>In total it is estimated that, in the 2022 season, there are 72 men's teams (aged 18+), 3 mixed adult teams, 2 women's teams, 80 boys’ teams (aged 7-18), 6 girls’ teams (7-18yrs) and 4 mixed junior teams playing cricket matches in Harrow mainly at weekends. A large proportion of these teams also train on a midweek evening in season. Most of the senior teams will also train indoors pre-season in January/February.</p>
<p>Is there enough accessible and secured community use provision to meet <u>current</u> demand?</p>	<p>Two clubs are playing matches outside of Harrow, Harrow Indians, at Rectory Park in Ealing and Bharat Olympians who use Metropolitan Bushey in Hertfordshire as well as sites in Harrow. Stanmore CC also travel outside of Harrow to use Kingsbury High, in Brent for training.</p> <p>Overall, clubs benefit from good security of access on their home grounds e.g. on club owned sites or council facilities with long leases or have established hire / maintenance agreements with the local authority, however a number of clubs annually hire their facilities or only have short leases which impact on their ability to apply for grants, e.g. Middlesex Titans (3 years).</p> <p>The assessment of facility needs shows that the playing capacity of the available fine-turf pitches in Harrow does not meet the current demand from Harrow based clubs and teams, due to the significant increase in junior activity. A large number of sites in the borough are either overused or at capacity, and two clubs are forced to use facilities outside of the borough.</p>

Cricket	
Is the provision that is accessible of sufficient quality and appropriately maintained?	<p>Despite the provision of several new fine turf pitches since 2012, capacity issues remain for clubs to accommodate all their teams especially those with large junior sections and offering short format cricket. Additional or upgraded NTPs could help to alleviate some of this pressure at Headstone Manor and Millhillians Sports Ground.</p> <p>The quality of the cricket pitches at open access Council sites such as Harrow Rec. Ground, Hatch End Playing Fields needs to be improved. The cricket squares are subject to heavy usage and the outfielders accommodate extensive use for general recreation and dog walking as well as by other sports and events. Improved pitch maintenance and quality would increase the playing capacity enabling the cricket clubs that are based at these grounds to continue to grow.</p> <p>The non-turf practice net systems are in need of upgrading at key cricket sites such as RCT Sports Ground, Harrow Rec. Ground, and Millhillians Sports Ground, and there are a number of sites where investment into pavilions is required including new provision at Montesole Playing Fields and Saddlers Mead Open Space and refurbishment to modernise facilities at Kenton Sports Club, Millhillians Sports Ground, RCT Sports Ground and Stanmore Common.</p>
What are the main characteristics of the <u>future</u> supply and demand for provision?	<p>To meet cricket demand from 9,658 additional residents (as currently forecast³) and assuming current levels of cricket demand by age group for matches and training in the peak period, the PPC indicates that the equivalent capacity of +1.24 additional cricket pitches will be needed in the borough.</p> <p>In addition, a number of cricket clubs (Ealing Three Bridges, Kenton CC, Harrow St Mary’s CC, South Harrow CC, Stanmore CC) have aspirations to grow their junior sections or offer sessions for women and girl’s cricket with support from the Council, the ECB and Middlesex Cricket.</p>
Is there enough accessible and secured community use provision to meet <u>future</u> demand?	<p>There is a need for an additional 3 fine turf pitches (with at least 10 wickets) in Harrow to meet future demand. The location of these will depend on securing available space but the demand from clubs are greater in the South west area of the borough.</p> <p>Additional or upgraded NTPs are needed at Harrow Town Sports Club, Headstone Manor, and Millhillians Sports Ground and investment into pavilions is required at Montesole Playing Fields, Saddlers Mead Open Space, Kenton Sports Club, Millhillians Sports Ground, the RCT Sports Ground and Stanmore common.</p>

³ GLA 2020- based housing-led population projections (Released November 2021)



London Borough of Harrow
Playing Pitch Strategy 2024 Appendix B
Assessment of Need Report Football

Appendix B: Football - Assessment of Needs (Stages B & C)

1. Introduction

The findings of the assessment of football facilities in the London Borough of Harrow are summarised in this appendix to the Playing Pitch Strategy. FA affiliated football clubs registered to Harrow and playing home fixtures in the borough have contributed to this assessment by submitting an online club survey and/or through in person consultation during site visits. The number of clubs consulted with represents 52% of teams playing football in the area.

Since the last assessment was carried out in 2012 there has been a vast change in both the supply of football pitches in the study area and in football demand. On the supply side, there has been the provision of new full sized 3G artificial turf pitches at Bannister Sports Centre, The Hive London (3rd pitch) and Tithe Farm Sports & Social Club, as well as small sided provision at Harrow School, The Hive London and Centenary Sixes. There has been a reduction in the number of natural turf pitches, mainly adult pitches in line with demand and improvements have been made to natural turf pitches at Bannister Leisure Centre and Headstone Manor Rec. Ground.

There has been an increase in demand of football, with an increase of 25 teams – nearly 12% since the previous audit in 2012 (238 teams compared to 213). This increase is mainly in youth teams and mini soccer teams (+43) with a decrease in adult teams (-14) which is a reflection of adult participation in football nationally.

The Covid 19 pandemic and the resulting restrictions also impacted very significantly towards the end of season 2019/20 and throughout 2020/21.

However, football demand has largely recovered to pre-pandemic levels during 2021/22.

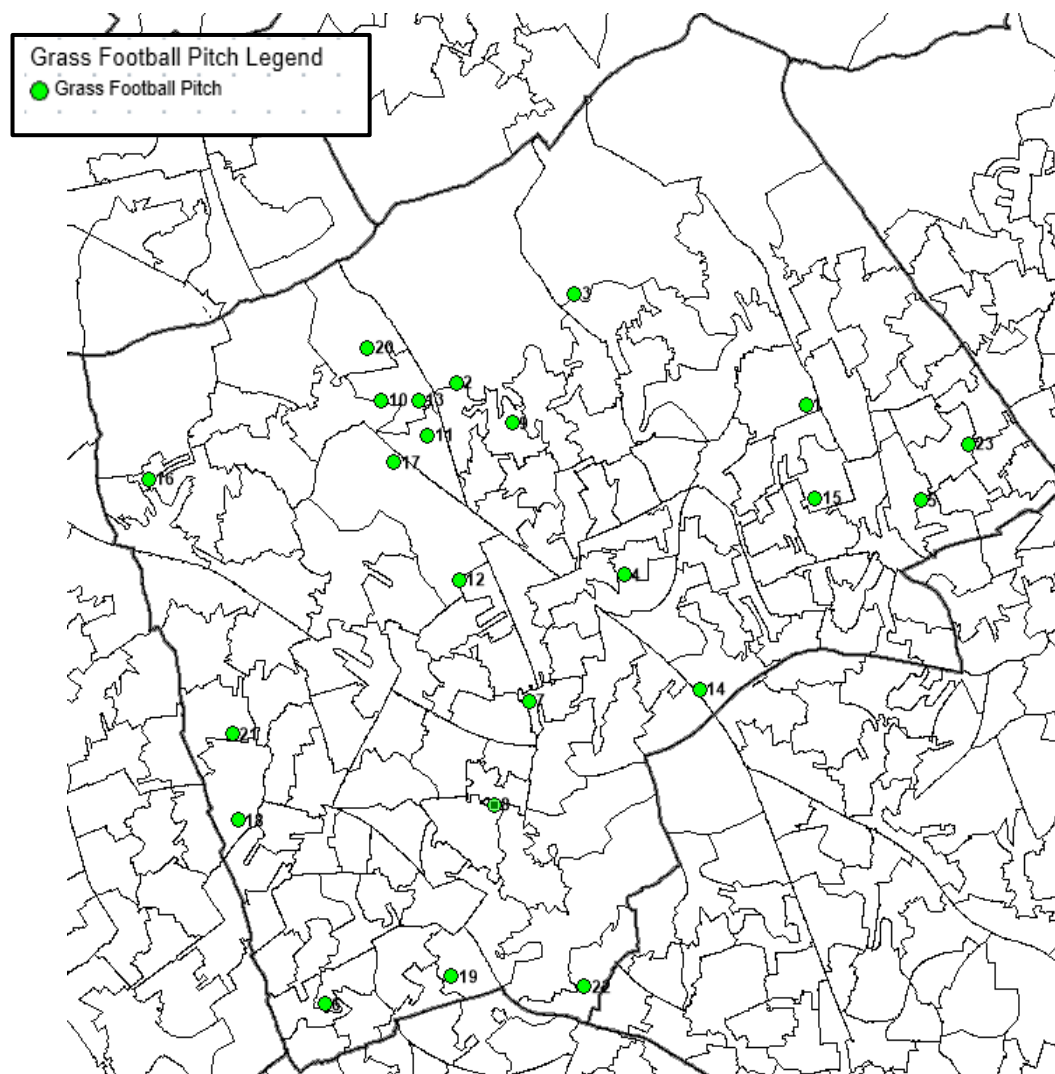
2. Football Supply (Step 2)

The findings of the assessment of supply of football facilities in Harrow are summarised in this section and detailed by site both for grass pitches (in the supporting additional appendices) and for artificial turf pitches. The supply side information is generated through standard facility audits based on the visual assessment, grading and playing capacity guidance (as set out by Sport England and the FA in the national guidance for the development of playing pitch needs assessments) augmented by consultation with the Council's Sports Team, Middlesex County FA, Amateur FA, London FA and user clubs.

2.1 Distribution of Football Supply

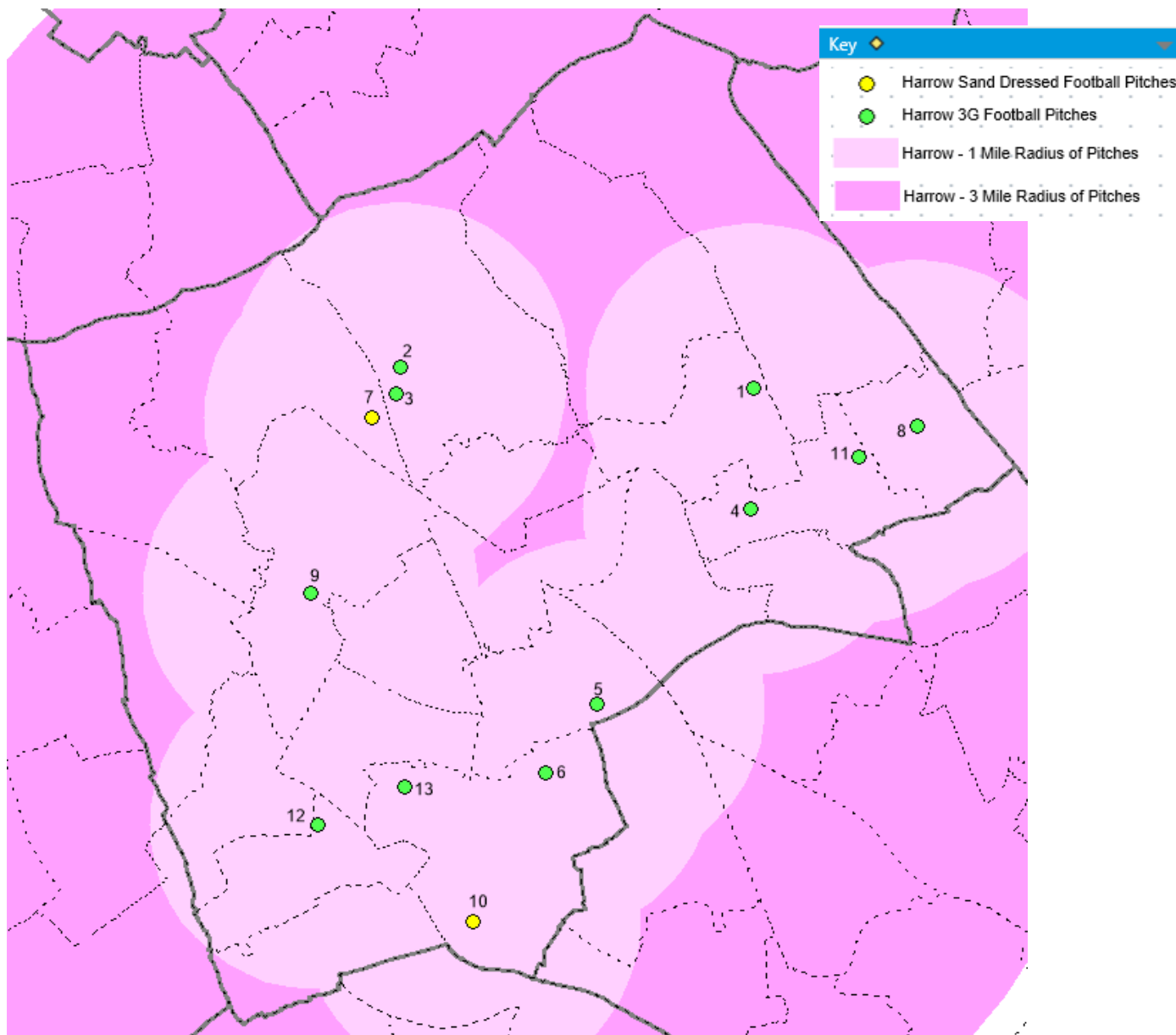
Figure 2.1 and 2.2 shows the distribution of football sites across the London Borough of Harrow.

Figure 2.1 - Distribution of grass football pitch sites in Harrow



<i>Harrow: Grass Football Pitch Sites</i>			
Figure 2.1 Key	Site Name	Address	Postcode
1	AVANTI HOUSE SECONDARY SCHOOL (Also known as WHITCHURCH PLAYING FIELDS)	WEMBOROUGH RD	HA7 2EQ
2	BANNISTER SPORTS CENTRE	UXBRIDGE RD	HA3 6SW
3	BENTLEY WOOD HIGH SCHOOL FOR GIRLS	CLAMP HILL	HA7 3JW
4	BYRON REC. GROUND		HA3 7FE
5	CANNONS HIGH SCHOOL	SHALDON RD	HA8 6AN
6	HARROW BOROUGH FOOTBALL CLUB	CARYLON AVE	HA2 8SS
7	HARROW REC. GROUND	ROXBOURNE RD	HA1 1PB
8	HARROW SCHOOL	(PHILATHLETIC GROUND)	HA1 4AD
9	HARROW WEALD REC. GROUND, (Also known as BOXTREE PARK)	BOXTREE LANE	HA3 6JY
10	HATCH END PLAYING FIELDS	UXBRIDGE ROAD	HA5 4DS
11	HATCH END HIGH SCHOOL	HEADSTONE LANE	HA3 6NR
12	HEADSTONE MANOR REC. GROUND	PINNER VIEW	HA2 6PX
13	JOHN RUMNEY PLAYING FIELDS	UXBRIDGE RD	HA3 6PU
14	KENTON REC. GROUND	CARLTON AVE	HA3 8AX
15	PARK HIGH SCHOOL	THISTLECROFT GARDENS	HA7 1PL
16	PINNER WOOD SCHOOL	LATIMER GARDENS	HA5 3RA
17	RCT SPORTS AND SOCIAL GROUND	HEADSTONE LN	HA2 6NG
18	ROXBOURNE PARK	CANON LANE	HA5 1JF
19	ROXETH REC. GROUND	KINGSLEY ROAD	HA2 8LF
20	SADDLERS MEAD OPEN SPACE	SADDLERS CLOSE	HA5 4BT
21	THE CROFTS PLAYING FIELD	CANNONBURY AVE	HA5 1TR
22	THE LYONIAN PAVILION	S. VALE	HA1 3PN
23	WILLIAM ELLIS SPORTS GROUND	CAMROSE AVE	HA8 6ES

Figure 2.2- Distribution of ATP football pitch sites in Harrow



<i>Harrow: ATP Sites</i>			
Figure 2.2 Key	Site Name	Address	Postcode
1	AVANTI HOUSE SECONDARY SCHOOL	WEMBOROUGH RD	HA7 2EQ
2	BANNISTER SPORTS CENTRE	UXBRIDGE RD	HA3 6SW
3	CEDARS MYPLACE YOUTH & COMMUNITY CENTRE	CHICHELEY RD	HA3 6QH
4	CENTENARY SIXES	CENTENARY PARK	HA7 2NW
5	HARROW HIGH SCHOOL (POWERLEAGUE)	GAYTON ROAD	HA1 2LS
6	HARROW SCHOOL SPORTS COMPLEX	GARLANDS LN	HA1 3GF
7	HATCH END HIGH SCHOOL	HEADSTONE LN	HA3 6NR
8	KRISHNA AVANTI PRIMARY SCHOOL	CAROSE AVE	HA8 6ES
9	NOWER HILL HIGH SCHOOL	GEORGE V AVE	HA5 5RP
10	ORLEY FARM GRASS PITCHES	S HILL AVE	HA1 3PB
11	THE HIVE LONDON	CAMROSE AVE	HA8 6AG
12	TITHE FARM SPORTS AND SOCIAL CLUB	RAYNERS LN	HA2 0XH
13	WHITMORE HIGH SCHOOL	PORLOCK AVE	HA2 0AD

2.2 Grass Football Pitches in Harrow

In total there are 103 grass pitches on 43 sites used for football in Harrow, of these 33 pitches (20 sites) are football pitches on school playing fields in the borough that are not currently available for and have no known history of community use. Consultation with these sites indicates that there is no clear potential to open up for community use on these school playing fields in future. These include:

- Arnold House School (1x 11v11 youth pitch)
- Aylward Primary School (1x 7v7 pitch)
- Camrose Primary School (1x 11v11 youth pitch)
- Cannon Lane Primary School (1x 11v11 youth pitch)
- Glebe Primary School (1x 7v7 pitch)
- Grimsdyke first & Middle School (1x 11v11 youth pitch)
- Harrow School sports complex (8x 11v11, 4x 11v11 youth pitches)
- Heathlands School (1x 11v11 youth pitch)
- John Lyon School (1x 11v11, 1x 9v9 pitches)
- Longfield Primary School (1x 11v11 youth pitch)
- Orley Farm School (1x 11v11, 1 x 11v11 youth pitches)
- Pinner Park Primary School (1x 9v9 pitch)
- Priestmead School (1x 9v9, 1x7v7 pitches)
- St Dominic Sixth Form College (1x 11v11 youth pitch)
- St John's COE Primary School (1x 11v11 youth pitch)
- Stage Lane Primary School (1x 11v11 youth pitch)
- Stanburn Primary School (1x 11v11 youth pitch)
- The American School (London) (1x 1v11 pitch)
- Vaughan Primary School (1x 7v7 pitch)
- West Lodge Primary School (1x 7v7 pitch)

Pitches identified as available for community football in Harrow or with the potential to be available for community use in the near future (at Bannister Sports Centre) number 70 grass pitches, on 23 sites and are listed in figure 2.1.

- Bannister Sports Centre grass pitches (2x 11v11, 1x 9v9, 1x7v7) are currently being established but are due to be available for community use from 2023/24 season.

A number of sites/ pitches listed in figures 2.1 have been excluded from the supply and demand calculations, as they are either not currently available for community use but have been listed as, following consultation, it has been established they could have potential to be used in the near future. These include:

- Canons High School (1x 11v11 pitch) – no current community use but school is drawing up a new site strategy for sports use.
- Hatch End High School (1x 11v11 pitch) – a new pitch currently being established. The school has other facilities available for community use and is open to making this available for community use in the future.
- Headstone Manor Rec. Ground, a large area of the ground has been subject to significant flood alleviation works, the council is hopefully the area will be available for football for the 2023/4 season, the specific configuration of pitches is unknown but previously accommodated 7 pitches of various sizes.
- Park High School (1x 11v11 youth pitch) – pitch established but drainage can be an issue and currently no ancillary facilities on site.

- Pinner Wood School (1x 11v11 youth pitch) – school currently hires field out rather than the pitch, but there could be an opportunity for community use.
- William Ellis Sports Ground – (1x 11v11, 1x 7v7) The ground has two pitches and a large sports pavilion on site. It is currently closed and was previously the home of Belmont Youth FC.

When these unavailable and closed football sites are excluded, the number of pitches currently available for community football in Harrow is reduced from 70 on 23 sites to 64 across 18 sites.

Figure 2.3 below shows the number of secured pitches currently available compared with the number of FA affiliated teams by age group in October 2022.

Comparison of current team numbers with the currently available supply of natural turf pitches shows that there is triple the number of teams in Harrow for all pitch types, whilst small-sided pitches have greater capacity for play than senior pitches (due to lower wear and tear by mini-soccer and youth players compared to heavier adult players), the additional demand has been catered for in the area by the use 3G artificial grass pitches for matches by a number of clubs including adult teams and multi team youth clubs such as Belmont Bees, Panethera FC and Hendon United FC.

Figure 2.3: Pitch Size / Team Comparison

Pitch Type	Available Pitch Supply		Teams playing in Harrow**	
11v11 (Open Age, Veterans, U19, U18, U17)	16	25%	59	25%
Youth 11v11 & 9v9 (u11 - u16)	25	39%	93	39%
Mini 7v7 & 5v5 (u5 - u10)	23	36%	86	36%
Total	64		238	

** Source: Middlesex FA/Amateur FA/London FA affiliation data (October 22)

2.3 Local Authority Owned Sites with Grass Football Pitches for Hire:

The following sites with grass football pitches within the study area are available to community clubs to book and hire from the Council:

- **Bannister Sports Centre** (4 pitches)
- **Bryon Rec. Ground** (3 pitches) – M-H FC
- **Harrow Rec. Ground** (7 pitches) – Harrow St Mary’s FC
- **Harrow Weald Rec. Ground** (5 pitches) – Kodak FC
- **Hatch End Playing Fields** (4 pitches) – Headstone Manor FC
- **Headstone Manor Rec. Ground** (5 pitches) – Headstone Manor FC, Pinner Albion FC
- **Kenton Rec Ground** (10 pitches) – St Joseph’s Youth 88
- **Roxbourne Park** (2 pitches) – Pinnstars FC
- **Roxeth Rec. Ground** (2 pitches) – Ava FC
- **Sadlers Mead Open Space** (2 Pitches) – Parkfield FC
- **The Crofts Playing Field** (3 pitches) – Pinnstars Fc, Pinner Athletic FC

These playing fields offer a total of 47 pitches for clubs to hire.

2.4 Council Owned Grass Pitches with Leases or Management Agreements:

The council plays an enabling role in developing better quality facilities by engaging and enabling community organisations through the asset transfer process to independently manage and operate existing and new facilities. The following playing field sites with football pitches owned by Harrow are leased to individual community sports clubs to manage and maintain:

- **John Rumney Playing Fields** (6 pitches) – Parkfield Youth FC
- **RCT Sports and Social Ground** (2 pitches) – Parkfield Youth Old Boys Vets

2.5 Sports Association/Charity Owned Grass Football Pitches:

The following sites in sports association or recreation charity/ trust ownership have pitches that are used extensively by community football clubs:

- **Harrow Borough FC** (1 pitch)– Harrow Borough FC

2.6 Football Pitches on Education Sites:

Harrow based community football clubs currently play on pitches on the following education sites:

- **Avanti House Secondary School** (3 Pitches) – Harrow Stars FC
- **Bentley Wood High School for Girls** (1 pitch) – Wisla Krakow UK Harrow
- **Harrow school (Philathletic Ground)** (1 pitch) – Old Harrovians
- **The Lyonian Pavilion** (3 pitches) – Old Lyonians

The clubs using pitches on education sites have little security of access as continued access from one season to the next depends on the consent of the site's management (head teacher, board of governors, management company and/or governing trust). Whilst none of these education providers

has indicated any intention to stop allowing access in future, without agreements in place for longer than a single season, security of access for football clubs at these sites must be considered a risk.

As stated above, further youth and mini-soccer pitches (or space to accommodate pitches) exist in the borough on playing fields at other school sites across the borough. Whilst there may be potential to negotiate some access at weekends to some of these playing fields, the majority are primary schools able to offer little or no access to ancillary facilities. Arranging future access to these pitches at weekends at reasonable cost while safeguarding the security of the schools' buildings would be difficult to achieve in most cases.

2.7 Closed grass football pitch sites at risk

William Ellis Sports Ground is currently closed and could be at risk of development.

2.8 Facilities for Informal Football

Most of the parks and larger public open spaces in the study area provide flat grass areas suitable for casual recreational games of football and kick-about.

There is an open access multi use games area (MUGA) at the Beacon Centre, which is well used. At Tith Farm Sports and Social Club, the MUGA is subject to hire and has little use.

2.9 Commercial Football Centres

Powerleague are based in Harrow at Harrow High School and The Hive London, they manage the facilities and operate their own small sided leagues. Centenary Sixes have two 30x20m floodlit pitches in Centenary park, available for hire but do not run small sided leagues.

2.10 Quality

The table below summaries the standard of the pitches assessed. The ratings attributed to each pitch are detailed in the audit spreadsheet appended. These were informed by a combination of visual assessment on site visits, as well as feedback from consultation with user clubs and the Council's Sports Team. The audit was also subject to a check and challenge process with the Middlesex FA.

Figure 2.4 – Harrow pitch quality

	Total	Percentage
Good	4	6%
Standard	39	61%
Poor	21	33%
Total	64*	

* This final number will vary due to overmarking, and pitches closed / being improved at time of audit

A third (33%) of pitches in the study area that have been assessed are of poor quality, and over half the stock (61%) of grass football pitches accessible for community use in Harrow are rated as 'standard' (i.e., providing a playing capacity for up to two match equivalent sessions a week on average for adults), 4 football pitches in Harrow are rated as good, these are based at Bannister Sports Centre and are new provision for season 2023/24.

Poor natural drainage and compaction of the ground are issues at a high proportion of the football pitch sites. These are common issues in this area partly due to the high clay content in the soil and few local authorities or their contractors have the resources of trained staff and specialist

equipment necessary to carry out drilling at the frequencies required to aerate the ground and de-compact the playing surface. There is also evidence of overuse on a large number of sites especially those home to clubs with large youth sections.

2.11 Un-Booked Use of Formal Pitches by Teams

Unauthorised use of the maintained pay and play pitches in Harrow as well as use of pitches in parks intended for informal recreational use is a growing challenge for the Council's Parks Service. A number of clubs take advantage of these sites especially for early and late season training when there is sufficient daylight on weekday evenings.

This leads to reduced pitch quality for those that do book and pay for using the pitch. The Council strives to address this whether it is by FA/County FA affiliated football teams, private soccer schools or independent schools by aiming to monitor the situation and contacting teams when armed with evidence. The Council also direct people to use other open spaces and not the formal pitch spaces.

2.12 Artificial Grass Pitches (AGPs) in Harrow

In total, there are 13 sites in Harrow with artificial turf surfaces suitable for football play at some level (i.e., either 3G preferred football surface, a rugby compliant surface or a sand-dressed hockey compliant playing surface), as summarised in figure 2.5. The sites marked by an asterisk are on the FA register as suitable for affiliated football league match play (either adult or youth as indicated). Those sites without floodlights are in Italics.

There is a total of 7 FA compliant 3G pitches in the area, with high levels of community usage both for training and matches, of these 7 only 3 are on FA Register as suitable for match play, with one of the pitches at The Hive London having a recently expired certification.

If these pitches were to be assessed, upgraded if necessary and added to the register this would provide an opportunity to cater for more of the demand for affiliated league match play for youth and mini-soccer teams.

Further detail on age and condition of each site is provided in Figure 4.2.

Figure 2.5- Artificial Grass Pitches with Football use in Harrow

ATP Type	AGP sites in Harrow	Total
Full sized 3G	<ul style="list-style-type: none"> ○ Bannister Sports Centre * ○ Harrow School Sports Complex ○ The Hive London (x3) (1*) ○ Tithe Farm Sports & Social Club * ○ Whitmore High School 	7
Full sized SD	<ul style="list-style-type: none"> ○ Harrow School Sports Complex ○ <i>Orley Farm School</i> 	2
Medium sided 3G	<ul style="list-style-type: none"> ○ Avanti House Secondary School (low level floodlights) ○ <i>Krishna Avanti Primary School</i> ○ <i>Nower Hill High School</i> 	3
Small sided 3G	<ul style="list-style-type: none"> ○ Cedars Myplace Youth & Community Centre * ○ Centenary Sixes (x2) ○ Harrow High School (x4) ○ The Hive London (x9) 	16
Small SD MUGA	<ul style="list-style-type: none"> ○ Hatch End High School 	1
Total	13 sites	29 ATPs

Note *: pitches on FA compliance register, Italics – designates pitch is not floodlit.

The nearest alternative full size floodlit 3G ATPs in neighbouring boroughs within a 20 minute drive (5 mile catchment area) based on application of the Active Places Power area access analysis mapping tool are as follows:

- Ark Academy (Brent)
- Northolt High Sports Centre (Ealing)
- Wembley High Technology College (Brent)

2.13 ATPs at risk

There are no ATPs identified as being at risk of development in Harrow.

2.14 Proposed New ATPs

There is a current planning application to install 2 additional artificial 3G pitches at The Hive, one of which would be specifically for rugby, but could still accommodate some football training if needed, depending on the level of rugby usage identified.

2.15 Ancillary Facilities

The ancillary facilities across the borough varied in quality with most being sufficient for club use on match days, but in need of ongoing general refurbishment to keep them up to standard. There are however a number of sites that require further investment to accommodate for existing demand and better cater for growth in women and girl’s football, these include new provision needed at Saddlers Mead Open Space and refurbishment at John Rumney Playing Fields, Kenton Rec. Ground and Roxbourne Park.

3. Football Demand (Step 3)

The findings relating to football pitch demand in Harrow are summarised in this section of the report.

3.1 Clubs and Teams

In October 2022, Harrow had a total of 50 affiliated clubs (including separately constituted youth sections of adult clubs) registered to Middlesex FA, Amateur FA or London FA with 238 teams all playing home fixtures on pitches in the study area. This is an increase in demand of football, with an increase of 25 teams – nearly 12% since the previous audit in 2012 (238 teams compared to 213). This increase is mainly in youth teams and mini soccer teams (+43) with a decrease in adult teams (-14) which is a reflection of adult participation in football nationally.

Of the 238 FA affiliated teams playing in Harrow, 43 are adult men's teams (U19 + including veterans & walking football), 3 women's teams (U19+ including veterans), 106 youth teams (comprising of 80 boys' teams, 2 girls' teams and 24 mixed teams) and 86 mini-soccer teams.

7 of the clubs have youth sections with 10 or more age group teams. Of these clubs 3 have over 20 teams, Hendon United with 28, Parkfield Youth with 21, St Joseph's Youth '88 with 24. Hendon United's teams are all based at The Hive, Parkfield Youth and St Joseph's have a home base on grass pitches but struggle to accommodate all their teams on the one site.

19% are adult teams (down from 28% in 2016), 45% are youth teams (up from 44%) 36% are mini-soccer teams (up from 28%).

3.2 Active Lives Survey

Adults: The most recently published findings of the national Active Lives Adult Survey¹ (November 2021) showed that self-reported regular participation (i.e., taken part at least twice in the last 28 days) in football in England by adults (aged 16+) slightly increased – 0.2% from 3.0% between November 2019 - November 2020 to 3.2% between November 2020 and November 2021.

If football participation in Harrow was at the national average in November 2019-2020 (i.e., 3.0%), this would indicate around 2,941 adults (aged 18+) living in Harrow play football out of an 18+ adult population of approximately 98,059. At the 2020/21 national 16+ football penetration rate of 3.2%, this would suggest circa 3,137 over 18-year-olds in Harrow play football.

With approximately 46 adult teams currently, plus 5 affiliated u18 sides, the 'adult' football club playing membership in the borough is close to 765 players (assuming an average of 15 squad players per team). Assuming adult football participation in Harrow is in line with the current national average of 3.2%, this suggests that as much as 76% of all regular adult football played in the borough is unaffiliated football within small-sided leagues, friendly games, or park kick-about.

3.3 Expressed Demand

Expressed demand in the borough for all levels and types of football is summarised in this section. Sources of demand information include FA

¹ Active Lives Adult Survey November 2020-21, Sport England, (September 2022)

databases, club and league websites, club survey returns, and information gathered from site visits and meetings.

Open Age Men's Football – A number of clubs in Harrow play in the National League System (NLS) and therefore needs to comply with the FA's minimum Ground Grading Guidelines to maintain their league status. One club plays at Step 1 Barnet FC, one at Step 3 Harrow Borough FC, one at Step 5 Broadfields United FC and one at Step 6 Rayners Lane FC. Progression in the NLS is dependent on a club's home ground meeting the ground grading requirements at each 'Step'.

Figure 3.1: Senior Adult Football League Clubs

Senior Football Clubs	League	Home Ground	Training Ground
NLS Step 1			
Barnet FC	Vanarama National League	The Hive London	The Hive London
NLS Step 3			
Harrow Borough FC	Southern League Premier South	Harrow Borough FC	Whitmore School
NLS Step 5			
Broadfields United FC	Combined Counties Premier Div North	Tithe Farm Sports and Social Club	Tithe Farm Sports and Social Club
NLS Step 6			
Rayners Lane FC	Combined Counties FL Div One	Tithe Farm Sports and Social Club	Tithe Farm Sports and Social Club

Other adult clubs based in the borough and playing within the FA affiliated leagues below the NLS that have been identified are:

Figure 3.2: Men's Adult League Clubs

Other Adult Men's League Clubs	League(S)	Home Ground	Training Ground
Ava FC	Middlesex County FL	Roxeth Rec Ground	<i>Kingsbury High School</i>
Barnet FC U19	National League U19 Alliance	The Hive London	The Hive London
Barnet Walking Football	Middlesex FA Walking FL	The Hive London	The Hive London
Elite Football Club London	Harrow Sunday Challenge Lge	The Hive London	The Hive London
Greenhill Rangers	Harrow Sunday Challenge Lge	Harrow Weald Rec. Gound	Harrow Weald Rec. Gound
Harrow Borough FC U23's	Suburban Football League North Division	Harrow Borough FC	Whitmore School
Harrow St Mary's Sunday (x2)	Harrow Sunday Challenge Lge	Harrow Rec. Ground	Cedars Myplace Youth and Com. Centre
Highgate & Muswell Hill (x2)	Maccabi GB Southern FL	The Hive London	<i>Powerleague Soccer Centre (Finchley)</i>
Kodak Harrow (x3)	Middlesex County FL	Harrow Weald Rec Ground	Harrow Weald Rec Ground
London Irish Walking Football (x2)	Middlesex FA Walking FL	Tithe Farm Sports and Social Club	Tithe Farm Sports and Social Club
Maxwell Pricemann	Harrow Sunday Challenge Lge	Saddlers Mead Open Space	<i>Vale Farm Sports Centre (Brent)</i>

Middlesex University	BUCS Men's League	The Hive London	<i>The Fitness Pod</i>
North West London FC	Harrow Sunday Challenge Lge	Harrow Rec Ground	Harrow Rec. Ground
NUFC Oilers (x2)	Southern Amateur FL	The Hive London	<i>St Pauls Rec. Ground (Southwark)</i>
Old Harrovians (x3)	The Arthurian League	Harrow School (Philathletic Ground)	Harrow School
Old Lyonians (x4)	Southern Amateur FL	The Lyonian Pavilion	The Lyonian Pavilion
Parkfield FC (x2)	Amateur Football Combination	Sadlers Mead Open Space	Sadlers Mead Open Space
Parkfield Youth Old Boys Vets	Middlesex County Cup	RCT Sports and Social Ground	RCT Sports and Social Ground
Pro Direct West London (x2)	SCL Youth Dev Lge, Tactic Lge	Tithe Farm Sports and Social Club	Tithe Farm Sports and Social Club
Rayners Lane Veterans	London Vets Ballerz	Tithe Farm Sports and Social Club	Tithe Farm Sports and Social Club
Scrabble Veterans A	Maccabi Masters	The Hive London	The Hive London
St John Woods Tigers (Vets)	Maccabi Masters	The Hive London	The Hive London
Surely Wood FC	Harrow Sunday Challenge Lge	Saddlers Mead Open Space	Saddlers Mead Open Space
Watford FC CSE Trust Whitmore (x2)	National Football Youth Lge, EFL Com. & Ed. Football Alliance	Bannister Sports Centre	Whitmore School

Wealdstone FC Walking Football	Middlesex FA Walking FL	Whitmore School	Whitmore School
--------------------------------	-------------------------	-----------------	-----------------

Youth football - There are 7 youth football clubs in Harrow with 10 or more teams playing in affiliated leagues. The three largest clubs – Hendon United youth, Parkfield Youth and St Joseph's Youth 88 regularly put out between 20 and 28 youth teams.

Figure 3.3: Youth and Mini Soccer Clubs

Youth & Mini soccer Football Clubs (Teams)	League(S)	Home Ground(S)	Training Ground(S)
Alyth Belsize (Youth) (x2)	Watford Friendly League	The Hive London	The Hive London
Ava FC Youth (x3)	Middlesex YL	Roxeth Rec. Ground	Roxeth Rec. Ground
Barnet Azzurri (x3)	Watford Friendly Lge	The Hive London	<i>Powerleague Finchley</i>
Barnet FC (x2)	Harrow YL Tactic League	The Hive London	The Hive London
Belmont Bees (x7)	Harrow Soccer Combination Harrow YFL	The Hive London	The Hive London
Brondesbury Park Rangers (x2)	Maccabi Youth League	The Hive London	<i>North West London Jewish School</i>
Club SFC (x8)	Watford Friendly League	Avanti House Secondary School	<i>Powerleague (Mill Hill)</i>
Edgware Tigers (Youth) (x2)	Watford Friendly League	The Hive London	<i>Powerleague (Mill Hill)</i>

Elite Football Club London (x6)	Middlesex YL	The Hive London	The Hive London
Harrow St Mary's Youth (x13)	Harrow Soccer Combination Harrow YL	Harrow Rec. Ground	Harrow Rec. Ground, Harrow School Sports Complex
Harrow Stars (x7)	Watford Friendly League	Avanti House Secondary School	Avanti House Secondary School
Hendon United (Youth Interschools) (x28)	Watford Friendly League	The Hive London	<i>Powerleague (Mill Hill)</i> <i>Woodhouse College (Finchley)</i>
Headstone Manor Youth (x14)	Harrow Soccer Combination, Harrow YL	Hatch End Playing Fields	Tithe Farm Sports and Social Club
HGS Soccer School (x4)	Watford Friendly League	The Hive London	<i>Christ's college, Finchley</i>
Highgate & Muswell Hill Youth (x2)	Watford Friendly League	The Hive London	<i>Powerleague Soccer Centre (Finchley)</i>
Kodak Youth (x4)	Harrow Soccer Combination, Harrow YL	Harrow Weald Rec Ground	Harrow Weald Rec Ground
M-H FC (x2)	Middlesex YL	Bryon Rec. Ground	Bryon Rec. Ground
Panethera FC (x12)	Watford Friendly Lge	The Hive London	<i>Whitefield School (Barnet)</i>
Parkfield Youth (x21)	Harrow Soccer Combination, Harrow YL	John Rumney Playing Fields	Hatch End High School, The Hive

			London, Bannister Sports Centre
Pinner Albion (x5)	Harrow Soccer Combination, Middlesex YL	Headstone Manor Rec. Ground	Headstone Manor Rec. Ground
Pinner Athletic (x3)	Harrow Soccer Combination,	The Croft	
Pinnstars (x4)	Harrow YL	Roxbourne Park	Roxbourne Park
Rayners Lane (x2)	Junior Premier Lge, Allied Counties YFL	Tithe Farm Sports and Social Club	Tithe Farm Sports and Social Club
SpiderOne FC (x4)	Middlesex YL	Centenary Park	Centenary Park
St Joseph's Youth 88 (x22)	Harrow Soccer Combination Harrow YL	Kenton Rec. Ground	Kenton Rec. Ground
Venceremos (x2)	Harrow YL	Tithe Farm Sports and Social Club	Tithe Farm Sports and Social Club
Wisla Krakow UK Harrow	Middlesex YL	Bentley Wood High School for Girls	Tithe Farm Sports and Social Club
Young Guns FC	Harrow YFL	The Hive London	<i>Barnet Oak LC</i>

Women's and Girls' Football – Women's football in Harrow has developed further since the last PPS with three Women's clubs compared to just one club in 2012, however girls' football has stayed the same at four teams. These are listed below. Hounslow Women FC are FA accredited 'Wildcats' centre offering sessions of non-competitive football for girls aged 5-11 at Bannister Sports Centre. The club also hosts an open access recreational session for Women at Harrow School Sports Complex.

Figure 3.4: Clubs with Women and Girl's Teams

Women And Girls' Teams	Leagues	Home Ground	Training Grounds
London Bees WFC	FA Women's Nat. Lge Southern Prem. Div (Tier 3)	The Hive London	The Hive London
Hounslow Women FC	FA Women's Nat. Lge Div One South East (Tier 4)	Tithe Farm Sports & Social Club	Harrow School Sports Complex
Headstone Manor Ladies	Greater London Women's FL	Saddlers Mead Open Space	Cedars Myplace Youth & Com. Centre
Club SFC (x2)	Girls Super Lge London	Avanti House Secondary School	Powerleague (Mill Hill)
St Joseph's Youth 88 (x2)	Capital Girls League	Kenton Rec. Ground	Kenton Rec. Ground

Disability Football – The Aspire Leisure Centre is linked with Aspire Power Chair Sports Club which has 4 powerchair football clubs playing at Oaklands College (Herts). They cater for anyone of any age who suffers from a physical disability and wants to play Powerchair Football. The teams take part in the South East Regional League.

3.4 Soccer Schools

There is also significant demand for playing space for children's football coaching in Harrow, whether from commercial soccer schools or coaching schools organised by local community football clubs.

Several youth football clubs based in the borough run development sessions for u5s and u6s and/or soccer schools in the school holidays to generate income for their clubs and as a pathway to feed new teams.

Some examples of commercial providers include Super Skills offers afterschool sessions at Avanti House Primary School and evening coaching sessions for 6-15 year olds at Centenary Park. Youngs Football Academy offering 4-5 year olds sessions at Stanburn Primary School and 7-11 years old at Avanti High School.

3.5 Casual Demand

Casual football play among groups of children and adults, using free to use open access grass and non-turf facilities in public parks continues to be a major feature of football demand. Indeed, the Active Lives Survey data suggests that as much as three quarters of all regular adult football played in the study area is unaffiliated football within small-sided leagues, friendly games or park kick-about.

As identified in the supply section of the report, Harrow provides for this demand by providing open areas of grass in parks and there is one open access MUGA. The lack of informal play areas provided in parks are likely to mean increased recreational use of formal pitches designated for match play and unauthorised use by organised teams and soccer schools for training and coaching. Additional informal play areas and MUGAs could help to reduce wear of the formal pitches.

3.6 Unmet Demand

Figure 3.5 summarises the self-reported plans of clubs for growing the number of teams they run to meet perceived unmet demand. This information is drawn from the club consultation surveys carried out from July 2022 to January 2023 and therefore only includes those clubs that

completed a questionnaire. Conversion of this perceived unmet demand into new teams will depend on these clubs engaging sufficient volunteer team managers and coaches as well as securing suitable pitches to play and train on in the peak period.

It is apparent from the consultation with clubs and considering the number that are planning for growth, that there is unmet demand in the borough for youth football and specifically girl’s football, considering the small number of teams in the area and the recent the success of the England Women’s team and the FA’s increased focus and promotion of Wildcats and Squad girls programmes, this is potentially a large area of unmet demand.

Figure 3.5: Harrow - Self-Reported Team Growth Plans

Club	Growth Aspirations
Belmont Bees	The club have joined with Barnet FC which they hope will help them grow as a club.
Elite Football Club London	We are looking to extend to have teams for all ages up to the senior team, including 2 senior teams (one in Saturday league with the youngest ones and the other one in Sunday league for veterans).
Harrow St Mary’s FC	The club would like to run additional teams at all age groups and re start girls’ teams.
Headstone Manor Youth FC	The club would like to start new teams and if possible, a girls team.
Kodak FC	The club aim to run more teams.
Parkfield Youth FC	The club aim to grow more teams following the partnership with Bannisters.
St Joseph’s Youth 88	The club aims to grow the number of female teams to 4 next season, as well as increase the number of teams at U11 and U7 to 2 teams.

Club	Growth Aspirations
Watford FC Community Trust	Watford FC CT have applied to the FA, to run a girls skills centre within the Emerging Talent programme.

3.7 Displaced and Imported Demand

The research and consultation show that as far as match play is concerned, there is minimal displaced demand of football - i.e., teams of clubs based in Harrow having to travel outside the study area to find pitches to play home fixtures.

There is however evidence of imported demand with clubs travelling into Harrow to play matches at the Hive but training elsewhere, e.g. Middlesex University, campus located in Barnet, HGS Soccer Schools (Camden) Hendon United (Barnet), Highgate and Muswell High (Haringey/ Barnet).

A few clubs travel to train on artificial grass pitches out of the borough - e.g., AVA FC at Kingsbury High School in Brent, Maxwell Pricemann at Vale Farm in Brent, Club AFC at Powerleague (Mill Hill) and Young Guns FC at Barnet Oak LC, in Barnet. - (shown in italics in Figure 3.2) and it would seem a number of youth teams train on grass such as St Joseph’s Youth 88 and Kodak FC, which would impact on the capacity for matches.

4. The Situation at Individual Football Sites (Step 4)

4.1 Grass Pitch Sites

The grass football pitches were assessed in September/October of the 2022/23 season. Most of the sites were assessed using the methodology established by Sport England and the FA in the published Playing Pitch Strategy Guidance and Appendices (2013) - i.e., a non-technical visual site assessment. Middlesex FA have reviewed the findings of these site-specific assessments (as set out in the appended dataset to this report) and agreed the quality ratings as a basis for comparison of the amount of play each site can accommodate (i.e., 'carrying capacity') against the amount of play that takes place. Carrying capacity is a measure of the number of match equivalent sessions per season for community use each pitch can take without adversely affecting its quality and use. The following pitch carrying capacities have been used consistent with the PPS Guidance methodology.

Figure 4.1: Grass Football Pitch Carrying Capacity

PPS Guide ratings	Adult Football	Youth Football (9v9, 11v11)	Mini Soccer (5v5, 7v7)
Number of match equivalent sessions a week			
Good	3	4	6
Standard	2	2	4
Poor	1	1	2

The full pitch audit (separately appended), details the situation at each individual football site with regard to:

1. *Pitch supply* (including the quality ratings) and conclusions reached as to the amount of play a site can accommodate (i.e., its carrying capacity for community use);
2. *The amount of play that takes place at each site* (i.e., the expressed demand where known) adjusted to reflect any casual or education use in addition to club use for matches and training;
3. *The comparison* (shown as a RAG rating) as to whether, for each pitch type it contains, a site is:
 - **RED** - Being overplayed (current use exceeds the carrying capacity)
 - **AMBER** - Being played to the level the site can sustain (current use matches the carrying capacity), or
 - **GREEN** - Potentially able to accommodate some additional play (current use falls below the carrying capacity)

The following 2 sites are highlighted here from the site audit spreadsheet sub-appendix (separately appended) as **RED** rated sites where the majority of the available natural turf football pitches are overplayed.

- Harrow Recreation Ground
- Saddlers Mead Open Space

A further 5 sites from the full site audit (separately appended) are **AMBER** rated indicating that the majority of the available natural turf pitches are played at (or very close to) their playing capacity:

- Hatch End Playing Fields
- John Rumney Playing Fields
- Kenton Rec. Ground
- Roxbourne Park
- The Lyonian Pavilion

The ancillary facilities at each site were reviewed where the consultant team could get access, along with providers and clubs being consulted on the condition and availability.

4.2 Artificial Turf Pitch Sites

The current site-specific situation with regard to the 3G artificial grass pitches in the borough is detailed in Figure 4.2. The availability of the pitches for community use during peak hours is noted in column headed 'Peak Hours Available'. Use in the available peak hours is expressed as a percentage of the available hours in the peak in the column headed 'Est'd use in peak hours', with the estimate being as accurate as possible based on the information and data available as to actual use at the time of collection following consultation with providers and clubs.

Figure 4.2: 3G ATPs - Situation at Individual sites

Site	AGP Size & Type	Date Built (Last Refurbished)	Rating	On FA Reg.	Ancillary Facilities	Security Of Access	Peak Hours Available	Est'd use in Peak Hours	RAG	Comments/Assumptions
AVANTI HOUSE SECONDARY SCHOOL, HA7 2EQ	60 x 42m 3G pitch, with low level floodlights	2018, floodlights added this year.	Good	Not listed	Changing in main building	Education site - Unsecured	Available 5:30-8:30pm	95%	Red	Only hired to youth teams U16. Used by SFC Academy for matches. Demand for more space, considering an additional smaller pitch and looking at raising money. Hours restricted due to local residents.
BANNISTER SPORTS CENTRE, HA3 6SW	Full sized Floodlit 3G AGP	2021	Good	Yes	Changing in Leisure Centre	Council facility managed by Everyone Active	Available 9am - 10pm Mon - Sat, 10am - 10pm Sun	95%	Red	At capacity. Usage for matches by Parkfield Youth (U16), Watford FC CSE Trust Whitmore (Adult-wedx2), Training Parkfield Youth
CEDARS MYPLACE YOUTH & COM. CENTRE, HA3 6QH	55 x 25m Floodlit 3G	2012 Scheduled to be refurbished 2022	Standard Club (WFC) rate 5/5	Yes	Changing within centre Club (WFC) rate 3/5	Managed by Watford FC on long lease until 2043 from Council.	Centre closes at 9pm M-F, 5pm Saturday and all day Sunday.	90%	Yellow	Club training use (Harrow St Mary's Youth, Headstone Manor Ladies), Watford FC usage PL Kicks and Mini Kicks, pay and play, PL primary stars & inspires, walking football.
CENTENARY SIXES, HA7 2NW	2 x (30 x 20m) Floodlit 3G	2017	Good	N/A	Changing rooms next to café in park	Council land but managed by Centenary Sixes under lease	M-F 2:45pm - 10:30pm. S&S 8:30am-10:30pm	85%	Yellow	Surface in good condition. Mixture of clubs, youth coaching organisations and individuals use the facilities. Increased girls' activity. Needs a footpath around entrance to avoid contamination of surface. Demand high and would like to resurface tennis court to have a third pitch.
HARROW HIGH SCHOOL, HA1 2LS	4 x 5-A-Side (18x 33m) 3G pitches	Opened 2020	Good	Not listed	Changing available	Education site managed by Powerleague - unsecured	M-F 5:30-9:30 Sat 9:30-4:30pm	65%	Green	Site managed by Powerleague evenings and weekends. Pitches are available for hire and 3 small sided leagues are currently running.

Site	AGP Size & Type	Date Built (Last Refurbished)	Rating	On FA Reg.	Ancillary Facilities	Security Of Access	Peak Hours Available	Est'd use in Peak Hours	RAG	Comments/Assumptions
HARROW SCHOOL SPORTS COMPLEX, HA1 3GF	Floodlit full size Rugby 3G	Unknown	Good	Not listed	Changing in Sports Complex	Education site - Unsecured	Unknown	50%		Training - Harrow St Mary's YFC, Hounslow Women FC (and recreational open access football session)
KRISHNA AVANTI PRIMARY SCHOOL, HA8 6ES	70 x 45m 3G pitch (Not floodlit)	2010	Standard	Not listed	Changing in school building	Education site - Unsecured	No current community use.	0%		Pitch located at the back of the school site. Pile quite flat but school has no plans to re surface yet. Used to be hired by Belmont Youth (who were based on William Ellis Sports ground, behind school) but issue arose so no longer hired out.
NOWER HILL HIGH SCHOOL, HA5 5RP	80m x 50m 3G pitch (Not floodlit)	2015	Standard	Not listed	Changing in school building	Education site - Unsecured	Sat 9am - 5pm Sun 9am - 1pm	70%		Pitch wraps around building, pile a little flat, but ok. Not floodlit, school feels might be difficult due to local residents, but no formal application made.
THE HIVE LONDON, HA8 6AG	Full sized Floodlit 3G AGP	2021	Good Club (BB) rate 4/5	Not listed	Changing available Club (BB) rate 3/5	Barnet FC managed by Powerleague	M-S 8am - 11pm	95%		Refused access to visit. Match & Training usage by Barnet Walking football, Barnet FC (U16, U17), Belmont Bees (8 youth teams), Youth Guns FC (U13), Barnet Azzurri (u12, U15, U18), Panthera FC (10 youth teams), Elite FC London (adult + 6 youth teams), Middlesex Uni (adult).
THE HIVE LONDON, HA8 6AG	Full sized Floodlit 3G AGP	2021	Good	Expired but likely still used for matches.	Changing available	Barnet FC managed by Powerleague	M-S 8am - 11pm	95%		Scrabble Vets, Alyth Belsize (U13,U17), Edgware tigers (U15,U17) St Johns Wood Tiger Vets, Brondesbury park Rangers (U10,U7), Hendon United (28 Teams U10-U16), HGS Soccer School (U9, U10x2, U11), Highgate & Muswell Hill (U9,U10, First & tigers), NUFC Oilers (1st & Reserves). Parkfield Youth FC (Training)

Site	AGP Size & Type	Date Built (Last Refurbished)	Rating	On FA Reg.	Ancillary Facilities	Security Of Access	Peak Hours Available	Est'd use in Peak Hours	RAG	Comments/Assumptions
THE HIVE LONDON, HA8 6AG	Full sized Floodlit 3G AGP (FIFA 2 STAR)	2021	Good	Yes	Stadia Pitch	Barnet FC	M-S 8am - 11pm	85%	Yellow	Usage by Barnet FC, Barnet FC U19, London Bees (Women's National League)
THE HIVE LONDON, HA8 6AG	9 x 5v5 (30x20m) Floodlit 3G AGP	2021	Good	N/A	Changing available	Barnet FC managed by Powerleague	M-S 8am - 11pm	50%	Green	Likely some of youth games played for younger ages groups played on these pitches
TITHE FARM SPORTS AND SOCIAL CLUB, HA2 0XH	Full sized Floodlit 3G AGP	2018	Good	Yes	Changing facilities within sports club.	Trust has freehold of land	8am - 10pm	95%	Red	Home to Rayner Lane FC (step 6, U18 + Vets) and Broadfields FC (Step 5) At capacity with every evening booked out. Other users include Chesham Utd, Northwood FC, Venceremos FC, Headstone Manor Youth, Aspire Development, Jason Roberts Foundation, Simply Football Ltd, Beyond Education Sports Foundation, CSR Academy, Future Football Stars, SH Academy, Stanmore Jeffreys FC, Irish Walking Football.
WHITMORE HIGH SCHOOL, HA2 0AD	Full sized Floodlit 3G ATP	2011	Standard	Not listed	Changing available	Education site - Unsecured	M-F 9:30pm, Sat 6-9am-5pm Sun closed	50%	Green	Usage Wealdstone FC Walking football, Watford FC Girls U16, Boys U18, Harrow Borough FC, school BTEC programme ran by Watford FC, Harrow St Mary adult team.

Figure 4.3: Hockey AGPs also used for football - Situation at Individual Sites

Site	AGP Size & Type	Date Built (Last Refurbished)	Rating	Ancillary Facilities	Security Of Access	Peak Hours Available	Estimate Use in Peak Hrs	RAG	Comments/Assumptions
HARROW SCHOOL SPORTS COMPLEX HA1 3GF	Floodlit Full sized sand dressed	Resurfaced in 2018	Good	Changing in Sports Complex	Education site - Unsecured	Unknown	50%	Green	School hockey teams x 7, Harrow Hockey Club on occasion.
HATCH END HIGH SCHOOL, HEADSTONE LN, HA3 6NR	Floodlit Sand dressed 5-A-side MUGA	2011	Good	Changing in sports hall area if needed	Education site - Unsecured	M-T 6- 9:30pm, F 6-11pm, S&S 8am-11pm	40%	Green	Used by Stanmore Jefferys Muslim Ladies, Parkfield YFC.
ORLEY FARM GRASS PITCHES, S HILL AVE, HA1 3PB	96 x 60m Sand Dressed ATP (not floodlit)	2002	Poor	No Changing room access close to pitch	Education site - Unsecured	Weekends	70%	Yellow	Pitch hard and lines faded, but drainage poor and sliding down hill on the face side. Usage by Harrow CC, Harrow HC, occasional football teams. School creating masterplan for school with focus on outside areas, which could include resurface (sand dressed) & floodlights for the pitch.

4.3 The FA National Football Facilities Strategy

In 2018, in partnership with the Football Foundation and Sport England, the Football Association developed a ten-year investment plan in facilities for grass roots football - *The National Football Facilities Strategy 2018-2028*. The facilities strategy aims to ensure that by 2028:

- Every FA-affiliated club has access to a 3G artificial pitch for training and potentially matches.
- Accelerated improvements are made to the key grass pitch sites across England to reduce fixture cancellations.

To support delivery of the National Game Strategy aims, Middlesex FA - in partnership with the Football Foundation and the county local authorities - is focused on:

- Supporting the development of *Football Hubs*² in strategic locations
- Supporting an agreed portfolio of priority projects for new and improved facilities in each local authority area that will have a significant impact on participation and provide capacity for growth, activated through new *Local Football Facility Plans* (LFFPs), a ten-year vision for football facilities.

4.4 Harrow Local Football Facilities Plan

A Local Football Facilities Plan (LFFP) for Harrow was published by the Football Foundation in June 2019 informed by consultation with the Council, Middlesex FA and the large community football clubs based in the borough.

The priorities for Harrow still to be delivered are for 4 full sized floodlit 3G AGPs at Kenton Rec. Ground, Headstone Manor Rec. Ground, Roxbourne Park, South Harrow (specific location not identified).

² Football Hubs serve major towns and cities with multiple pitches and modern pavilion facilities based around a minimum of 2 full size artificial turf football pitches (FTPs).

Six prioritised projects remain for improvement to grass pitches, at Kenton Rec. Ground, Roxbourne Park, Harrow Rec. Ground, Hatch End Playing Fields, William Ellis Sports Ground, and three key changing rooms projects at Kenton Rec. Ground, Roxbourne Park, Hatch End Playing Fields.

The Playing Pitch Strategy methodology is more detailed than that used to inform the LFFP investment priorities. Accordingly, whilst in most instances there is a good deal of commonality between the PPS and LFFP in terms of the conclusions reached, this is not always the case. The LFFP does not provide an evidence base to inform the development planning process, so the PPS should be referred to as the evidence base and be used to inform future iterations of the LFFP.

4.5 FA Training Scenario for 3G AGP Assessments of Need

The FA has designed a model scenario to help with understanding what demand there may be for full size³ equivalent floodlit 3G AGPs if increased amounts of play were to take place on them. The scenario question tested is: *How many full size floodlit 3G AGPs may be required to meet demand within the borough if all teams playing competitive football had access to a full size floodlit 3G FTP to train on once a week?*

The answer to this scenario question for Harrow is set out below based on **three** full size (or near full size) floodlit 3G FTPs on the FA Register, plus the **one** pitch at the Hive (FA register certification recently expired) which have full community use for football during peak periods⁴.

As a guide the FA suggest that one full size floodlit 3G FTP could potentially accommodate the training demand from 38 teams. The information from

³ A full size 3G FTP measures 106m x 70m including run off/safety margins.

⁴ Weekdays 17:00 - 21:00 (or 19:00 on Fridays) and 09:00 - 17:00 on weekends.

the assessment indicates that there are 238 teams playing competitive football in Harrow. The 1:38 ratio suggests that 6 full size equivalent floodlit 3G FTPs would be required to meet 100% of team football training on 3G within the study area. This does not take into account other demand in the peak period for small-sided leagues, recreational play and targeted community football development programmes outside the affiliated league structure, however Harrow has a number of small sided pitches to accommodate recreational demand. It should also be noted that the club training scenario calculation also takes no account of the accessibility of the available AGPs to the clubs nor cost / affordability issues.

Notwithstanding these factors, it would suggest a further two accessible full size 3G ATPs are needed. However, there are several full sized (or near full sized) 3G pitches in the area that are either not on the FA Register or do not have floodlights. If the AGPs at Whitmore High School and Avanti House 3G pitches were to be upgraded/extended to the standard required to be added to the FA Register and floodlights installed at Nower Hill High School and/or Krishna Avanti Primary School (subject to feasibility and planning), there would be sufficient 3G FTPs within the borough to cater for all team training demand.

5. The Current and Future Picture of Provision for Football (Step 5)

5.1 Grass pitches

The total football play on natural grass pitches in the peak period (weekends and evenings) compared against available capacity across all the football playing field sites in the areas suggested a positive supply balance (i.e., unused capacity) of natural turf pitches for football in the area as a whole, however a number of playing field sites in Harrow are being played to capacity or overplayed. These in the main are sites that are the home ground for youth football clubs with multiple teams, such as Kenton Rec. Ground (St Joseph's Youth 88) and Harrow Rec. Ground (Harrow St Mary's Youth FC).

There are also a number of youth clubs training on grass pitches which then affects their capacity for matches as well as a high demand for recreational use in the area. The distribution of use of pitches across the borough is relatively even but usage at sites fluctuates due to the number of teams the club based at the location has, with it being easier for clubs to manage games on one site, as the club grows the intensity of use of the same pitches increases creating overuse. Demand appears to have recovered from the Covid 19 pandemic and restrictions in season 2021/22.

It appears that, for affiliated football, there is sufficient supply of natural turf football pitches in the study area to meet current match play demand from teams, subject to improved quality at key sites and accounting for the new provision available at Bannister Sports Centre from 2023/24 season and improvements in progress to pitch quality at Headstone Manor.

If the pitches at Kenton Rec. Ground currently rated as poor were improved in quality to standard, it would provide an additional 12 match equivalent sessions catering for the demand of St Joseph's Youth and some allowance for growth of the club. At Harrow Rec. Ground improvements would result in an additional 7 match equivalent sessions which mean 4 pitches currently overused would then be within their carrying capacity, with 3 other pitches having capacity to accommodate growth.

The delivery of the grass pitch improvements recommended by the Grounds Maintenance Association through the Football Foundation's PitchPower pitch assessment reports would go a long way to improving the playing capacity at selected club sites supported by funding from the Football Foundation's Grass Pitch Maintenance Fund. Additional informal play areas and MUGA's in park's could also help to reduce wear of the formal pitches.

There is a need to protect the current supply of pitches to cater for the growth aspirations of clubs, the high demand for recreational football and unmet demand, particularly for women and girl's football.

ATPs

The demand trends in football point to the continuing growth in the recreational game including walking football and women's recreation provision and, among the affiliated clubs, for more small-sided football teams among the younger age groups, especially girls' football, as such additional provision of full size 3G football AGP's would help to meet the needs of the large youth clubs for training and matches.

To contribute to the FA's strategic priorities, there is a need to improve the supply of FA registered 3G pitches by encouraging existing sites to register and investigating the feasibility of floodlights at two sites. This would reduce

the need for training on grass pitches and accommodate match play by youth teams reducing the number of overused natural turf pitches.

5.2 Future

To estimate the potential impact of population growth over the strategy period to 2037 on the need for football pitch capacity in the peak period, Sport England's Playing Pitch Calculator (PPC) tool has been used.

To meet football demand from 9,658 additional residents (as currently forecast⁵) and assuming current levels of football demand by age group for matches and training in the peak period, the PPC indicates that the equivalent capacity of +1.65 mini soccer pitches, +1.76 youth football pitches and +1.15 adult football pitches will be needed in the area (totaling +4.55 natural turf pitches) as well as +0.24 additional 3G pitches.

Potential effect of demand trends (how pitch sports are played) – Among adults, national trends show a reduction in interest in taking part in sports that demand a commitment to regular attendance, in favour of a more casual involvement. This national picture is reflected in Harrow where FA adult team affiliations have decreased (from 60 in 2012 to 46 in 2022) despite an increase in Walking football (+4 teams), Veterans Teams (+1 team) and in women's team (+2 teams).

Youth football continues to show a growth trend, but this growth is hard to sustain through the older youth age groups from age 15yrs when exams and other interests tend to impact. The biggest growth in Harrow has been in

mini soccer teams with an additional 27 teams (from 59 in 2016 to 86 in 2022).

Following the success of the England Women's team in the European championships and the FA's investment in development programmes such as the girls football school's partnership and Wildcats and Squad Girls at club level there is likely to be a further increase in demand for girls' football in particular, especially as the number of teams in the area is relatively small at present.

Seven of the clubs consulted had aspirations for team growth and/ or supporting development initiatives, most were not specific on the number of teams they wanted to grow but on average these types of clubs grow 2-3 new teams a year, so over the next 3 years this could result in between 14 and 21 new teams in the area, which equates to around 10 new match equivalent sessions.

It will be important to secure addition 3G AGP capacity for training and youth matches, improve the quality of current grass pitches to increase capacity, open closed sites and secure additional community use on education sites to cater for future demand.

⁵ GLA 2020- based housing-led population projections (Released November 2021)

6. Key findings and Issues for Football (Step 6)

Figure 6.1: Football Key Findings and Issues

	Football
<p>The main characteristics of the <u>current</u> supply of and demand for provision</p>	<p>There have been changes to the facilities for football in Harrow since the last facility review in 2012 with the provision of new full sized floodlit 3G Artificial turf pitches at Bannister Sports Centre, The Hive London (3rd pitch) and Tithe Farm Sports & Social Club. There has been a reduction in the number of natural turf pitches, mainly adult pitches in line with demand and improvements have been made to natural turf pitches at Bannister Leisure Centre and Headstone Manor Rec. Ground.</p> <p>64 grass pitches are identified as available for community football across Harrow, on 18 operational playing pitch sites.</p> <p>There are further pitches on school playing fields in the borough. At most of these school sites, there is no clear potential to open up community use, but four schools indicated there could be future potential of community use (Canons High School, Hatch End High School, Park High School and Pinner Wood School).</p> <p>Key trends in football demand include sustained growth in the recreational game (including veteran and walking football) and in youth football and mini-soccer with increasing numbers of girls playing particularly in mixed mini-soccer teams. The Covid 19 pandemic and the resulting restrictions also impacted very significantly towards the end of season 2019/20 and throughout 2020/21. However, football demand largely recovered to pre-pandemic levels in 2021/22.</p> <p>In October 2022, Harrow had a total of 50 affiliated clubs (including separately constituted youth sections of adult clubs) registered to Middlesex FA, Amateur FA or London FA with 238 teams all playing home fixtures on pitches in the borough. This is an increase of 25 teams - nearly 12% - since the previous audit in 2012 when 213 affiliated teams were registered to Harrow.</p>

	Football
<p>Is there enough accessible and secured community use provision to meet <u>current</u> demand?</p>	<p>For affiliated football, there is sufficient supply of natural turf football pitches in the study area to meet current matchplay demand from teams, subject to improved quality and playing capacity at key sites (Kenton Rec. and Harrow Rec.) and accounting for the new provision available at Bannister Sports Centre from 2023/24 season and improvements in progress to pitch quality at Headstone Manor.</p> <p>Pinch points continue to be experienced by several clubs, particularly on Sunday mornings for match play and midweek early evenings for squad training, which constrains the growth aspirations of these clubs and contributes to unmet demand, particularly for girl's football. If the AGPs at Whitmore High School and Avanti House 3G pitches were to be added to the FA Register and floodlights installed at Nower Hill High School and/or Krishna Avanti Primary School (subject to feasibility and planning) there would be sufficient 3G FTPs within the borough to cater for all team training demand.</p>
<p>Is the provision that is accessible of sufficient quality and appropriately maintained?</p>	<p>The football AGPs are good quality, many with newly laid playing surfaces. Over a third (40%) of the grass pitches are of a poor-quality suffering from poor natural drainage, compaction of the ground and overuse, thereby limiting the playing capacity of these pitches. To address this issue on a large scale it would require significant additional investment in maintenance works at the frequencies required to effectively aerate and de-compact the playing surfaces of the poor-quality natural turf pitches. Improvement of the natural turf pitches at Kenton Rec. and Harrow Rec. are priorities. Additional informal play areas and MUGA's in park's could also help to reduce wear of the formal pitches.</p> <p>The delivery of the grass pitch improvements recommended by the Grounds Maintenance Association through the Football Foundation's PitchPower pitch assessment reports would go a long way to improving the playing capacity at selected club sites supported by funding from the Football Foundation's Grass Pitch Maintenance Fund.</p> <p>New, or upgraded pavilions are required at a number of sites to accommodate existing demand and better cater for growth in women and girl's football. These include new provision needed at Saddlers Mead Open Space and refurbishment at John Rumney Playing Fields, Kenton Rec. Ground and Roxbourne Park.</p>
<p>What are the main characteristics of the <u>future</u> supply and demand for provision?</p>	<p>Future demand for football facilities is likely to grow increasing pressure on the existing supply. By 2037, assuming current levels of participation per capita and the forecast population growth, application of Sport England's Playing</p>

	Football
	<p>Pitch Calculator tool indicates there will be a requirement to accommodate approximately 5 more match equivalent sessions a week in season plus around 9 additional weekly training slots.</p> <p>The growth plans of the borough-based football clubs will also place further pressure on pitch supply. Seven clubs responding to survey in 2022 indicated they aspire to increase the number of teams they run over the coming seasons provided the necessary volunteer time and pitches for matches and training can be secured, this could equate to 10 additional match equivalent sessions.</p>
<p>Is there enough accessible and secured community use provision to meet <u>future</u> demand?</p>	<p>Over the period of the strategy to 2037, to address forecast population growth, unmet demand identified by clubs including particularly for women and girls’ football, and to deliver on the FA's strategy to transfer more affiliated competitive football to 3G surfaces, further secured provision of 3G ATP pitches will be needed.</p> <p>Access to additional full-sized FA registered 3G ATP’s is needed to facilitate training and match play demands of large youth clubs there are several full sized (or near full sized) 3G pitches in the area that are either not on the FA Register or do not have floodlights. The priority should be to explore:</p> <ol style="list-style-type: none"> 1. The opportunities to upgrade as necessary and add Whitmore High School and Avanti House 3G pitches to the FA Register, to facilitate additional match day provision, and 2. The feasibility of installing floodlights at Nower Hill High School and/or at Krishna Avanti Primary School. <p>If these enhancements were achieved, there would be sufficient 3G FTP provision within the borough to cater for estimated demand to 2037.</p> <p>The current supply of natural turf pitches across the borough should be protected and improved where necessary as well as exploring the options to secure additional community use at education sites to accommodate the growth plans of clubs and future demand of population growth. Working with the Active Partnership as part of the opening school facilities programme Canons High School, Hatch End High School, Park High School and Pinner Wood School, should be targeted. The feasibility of reopening the William Ellis Sports Ground should also be explored to provide a home base for a club in the area.</p>



CONTINUUM
SPORT & LEISURE LTD

London Borough of Harrow
Playing Pitch Strategy 2024 Appendix C
Assessment of Need Report Hockey

Appendix C: Hockey - Assessment of Needs (Stages B & C)

The findings of the assessment of needs for hockey facilities in the London Borough of Harrow are summarised in this appendix of the main Playing Pitch Strategy (PPS).

There is only one hockey club based in the borough – Harrow HC. The club does not have home facilities in its ownership but hires a home pitch from The John Lyon School at Sudbury Fields, Sudbury Hill, Harrow HA1 3SB together with use of a clubhouse with bar within the school’s Lyonian Pavilion located at the bottom of the playing field (South Vale, HA1 3PN).

The club has contributed information and views on hockey facility needs via online survey returns and direct consultation.

Since the last assessment for the 2012 PPS, the hockey pitch at The John Lyon School was built, funded by Sport England, in 2016 with Harrow HC as the partner club.

1. Hockey Supply (Step 2)

1.1 Hockey Pitches in Harrow

There are currently three full sized sand based artificial grass pitches (AGP) in Harrow available and used for community hockey:

- **The John Lyon School** – A floodlit sand dressed hockey pitch built in 2016 that is in a good condition. It is the home pitch for Harrow HC.

- **Harrow School Sports complex** – A floodlit sand-based pitch, built in 2003 and last resurfaced in 2018. The pitch is in good condition and used for school activities (7 teams), with occasionally community hockey use.
- **Orley Farm School** – A dated sand-based pitch, with no floodlights. The pitch is in need of resurfacing and is used for by Harrow HC in the summer when the John Lyon School AGP is used for Tennis. There is no changing room access for community hockey users.

There is one other small sand-based pitch in Harrow at Hatch End School, which is used for school activities and football, with no community hockey use.

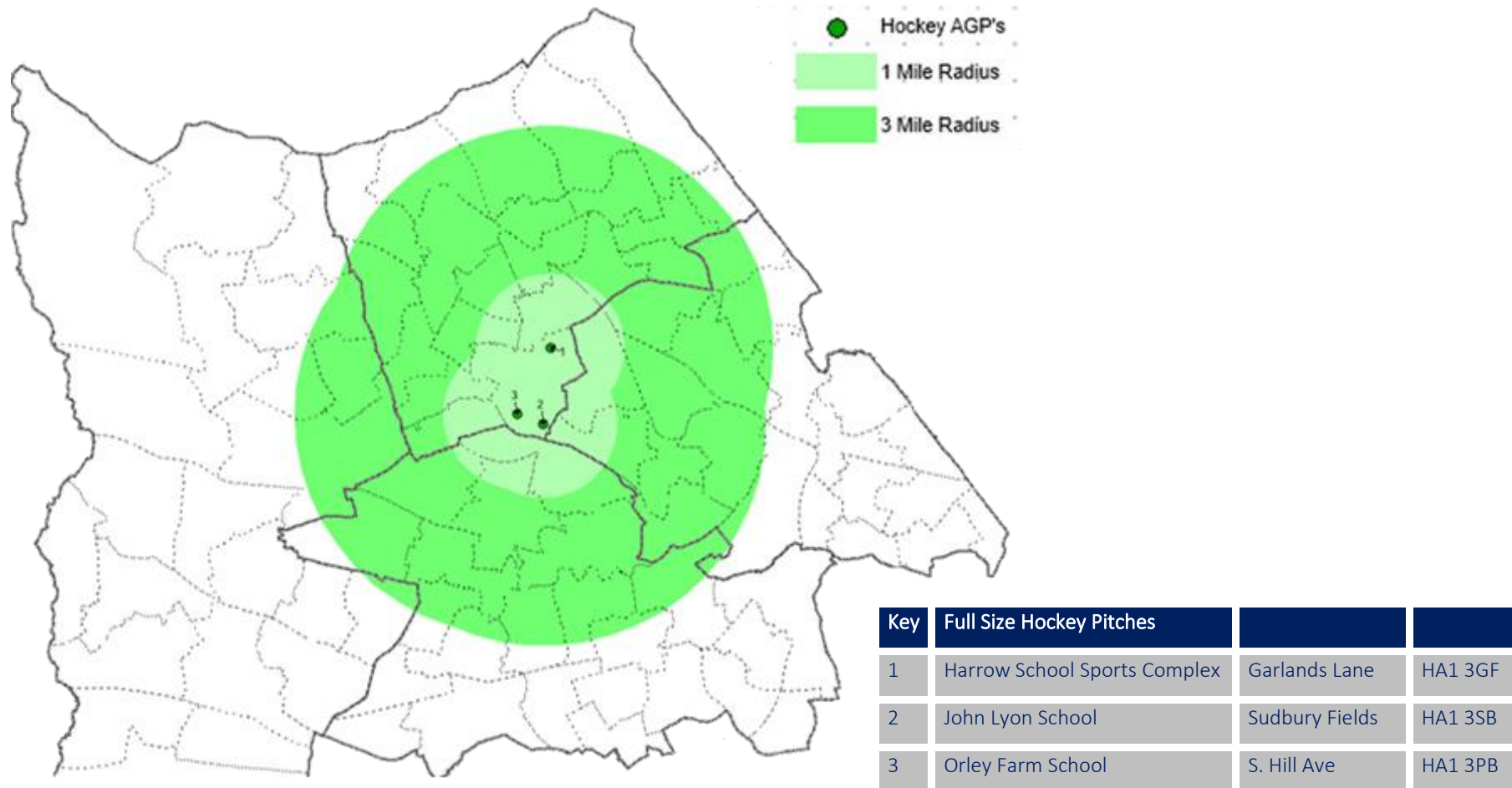
Indoor Hockey

There are no sports halls in the borough suitable for competition indoor hockey. The England Hockey Super 6s men’s competition is hosted by the Whitgift School in Croydon in South London, the women’s competition by Repton School in Derbyshire with the finals hosted at the Copper Box Arena in East London. Go Mammoth indoor hockey league for London uses three venues – Clapham Junction (St John Bosco College SW11), Hackney (The City Academy, E9) and Hammersmith (Latymer Sports Centre, W6).

1.2 Distribution of Hockey AGP Sites

Figure 1.1 shows the distribution of full-size hockey AGP sites across Harrow. This shows that whilst the majority of the borough is within reach of a Hockey AGP site, as all three pitches are located in the south of the borough there is a gap in the north of the borough.

Figure 1.1 - Distribution of Hockey AGPs



1.3 Hockey Pitches in Neighbouring Boroughs

There are no hockey AGP pitches with secured community access in neighbouring local authority areas within a 20-minute drive time of Central Harrow. The nearest alternative clubs to Harrow HC are located in the neighbouring London boroughs to the south, east and west of Harrow and all three use school pitches. These are:

South – 7 miles away in Ealing at St Benedicts School (Ealing HC)

East – 8 miles away in Waltham Forest at Whitefield School (West Hampstead HC)

West – 9 miles away in Hillingdon at Kings College Playing Fields (Eastcote HC).

To the north, the nearest hockey clubs are located 8 miles from Central Harrow at The New Field Playing Field, Watford (West Herts HC) and 10 miles away at Rickmansworth Sports Club, Park Road in Three Rivers District (Rickmansworth HC). Both clubs have secured community access to these pitches. It is likely that some hockey demand from the northern part of Harrow borough is exported to these clubs.

Generally, hockey players (and parents of junior players) are prepared to travel some distance to access good quality facilities, coaching and standards of match play.

1.4 Ownership, Operation, Quality and Access

The John Lyon School pitch and the associated Lyonian Pavilion are managed by John Lyon School and Harrow HC have a seasonal hire agreement. The facility was grant funded by Sport England with Harrow HC as the partner club, a condition of funding would be continued community

use for a 25-year period, which provides security for Harrow HC on this facility until 2041.

The other pitches are also on education sites and used by the school for hockey, with some hockey community use, but also use by football clubs for training.

1.5 At Risk Sites

No sites are at risk to development, but there is a risk of Orley Farm School being declared unfit for use in the future due to subsidence issues. The school is looking at developing a masterplan for the whole site to concentrate on the outdoor areas.

1.6 Proposed New Supply

There is no proposed new supply in the area.

2. Hockey Demand (Step 3)

Findings relating to hockey pitch demand in Harrow are summarised below.

2.1 Clubs and Teams

There is currently one hockey club based in the area – Harrow HC.

- **Harrow Hockey Club** serves both adult and junior players across the area. The club state they have 60 adult members and 157 junior members with 60% of their membership coming from Harrow and 40% from other areas. The club has 4 adult teams playing every Saturday, 2 men's and 2 women's teams and a large junior section with squads at U8, U10, U12, U14 for girls and U8, U10, U12, U14 and U16 for boys.

2.2 Club Players - Demand Trend

Player affiliation data by age provided by England Hockey in recent seasons shows demand for hockey participation has grown beyond the pre-covid levels for affiliated players.

- 2022/23 – Under 18 - 162 members, over 18 - 68 members total 230.
- 2019/20 – 180 total members

2.3 Displaced Demand

The location of the Harrow HC is in the south of the borough, only players in the north of the borough would be likely to travel outside of the borough potentially to Rickmansworth HC or West Herts HC. The hockey clubs in the adjacent boroughs to the South, East and West are at capacity. None of the clubs in the borough or the surrounding area is accredited or working

towards accreditation that would be likely to attract ambitious talented players from the area.

2.4 Active Lives Survey

Adults: The most recently published findings of the national Active Lives Adult Survey¹ (November 2021) showed that self-reported regular participation (i.e., taken part at least twice in the last 28 days) in hockey in England by adults (aged 16+) remained the same at 0.2% between November 2019 - November 2020 and November 2020 and November 2021.

If hockey participation in the area were at the pre-pandemic national average (i.e., 0.2%), this would indicate around 196 adults (aged 16+) living in the area play hockey out of an 18+ adult population of approximately 98,059.

With 4 adult teams currently, the 'adult' hockey club playing membership in Harrow is close to 60 players (assuming an average of 15 squad players per team). Assuming adult hockey participation in Harrow is in line with the national average of 0.2%, this suggests that as much as 70% of all regular adult hockey played by residents of Harrow is either 'displaced' to venues outside of the area (e.g., at other clubs) or takes place in informal, social game formats such as Back2Hockey which is played at Harrow HC and neighbouring area clubs such as Ealing HC.

2.5 Club Aspirations - Hockey Development Priorities and Facility Needs

Harrow HC have plans to grow over their adult section over the next 3 years, however this would mean they would need a second venue for Saturday matches.

¹ Active Lives Adult Survey November 2020/21, Sport England, (October 2021)

3. The Situation at Individual Hockey Sites (Step 4)

The pitches were quality-assessed during the 2022 season on the basis of site visits and informed by consultation surveys with the user clubs and with England Hockey. The findings are set out in Figure 3.1. The availability of the pitches for community hockey use are usually dependant on bookings by other sports (e.g., football, touch rugby, lacrosse, tennis). For each site, following consultation with providers and clubs this is noted in column headed 'Estimate use in peak hours', with the estimate being as accurate as possible based on the information and data available at the time of collection.

The Red Amber Green (RAG) rating refers to whether, in the peak period in a typical week in the main hockey season, there is considered to be:

- Unused capacity for hockey – **Green**,
- The available peak slots for hockey are used close to capacity - **Amber**,
or
- The available peak slots for hockey are at capacity - **Red**.

The ancillary facilities at each site were reviewed where the consultant team could get access, along with providers and clubs being consulted on the condition and availability. This is noted in the column headed 'ancillary facilities'.

Figure 3.1: Situation at Individual Sites

Site	AGP Size & Type	Date built (last refurbished)	Ancillary facilities	Security of access	Management of site	Rating	Peak hours available	Estimate use in peak hours	RAG	Comments/ Assumptions
HARROW SCHOOL SPORTS COMPLEX, HA1 3GF	Floodlit Full-sized (100 x 63m) sand based	Resurfaced in 2018	Changing in Sports Complex	Education site - Unsecured	In house leisure facilities team	Good	Eves and weekends	70%		School usage 7 teams, Harrow HC uses pitch on occasion for matches when home venue is not available but is expensive.
HATCH END HIGH SCHOOL, HA3 6NR	Floodlit (30 x 20m) sand based MUGA	2011	Changing in sports hall area if needed	Education site - Unsecured	In house by school	Good	M-T 6-9:30pm, F 6-11pm, S&S 8am-11pm	40% - football		Used for football - Stanmore Jeffreys Muslim Ladies, Parkfield FC., not aware of any hockey usage.
THE JOHN LYON SCHOOL HA1 3SB & LYONIAN PAVILION, HA1 3PN	Full sized (100 x 60m) Floodlit Sand dressed Hockey Pitch	2016	Pavilion with Changing Rooms Club (HHC) rate 3/5	Education site - Secured via SE funding agreement with Harrow HC partner club.	In house by school	Good Club (HHC) rate 4/5	Capacity for hockey match play	95%		School refused access to visit. Pitch has exclusive use by Harrow Hockey club (17 teams, 2 male, 2 female + youth) and school only. Club uses Sat PM after 1pm, Sun AM - 2pm, Tues & Wed eve 6:30-9:30pm Club (HHC) state some wear and tear but up to standard. Pitch used for Tennis in summer, so club moves training to Orley Farm.
ORLEY FARM SCHOOL PITCHES, HA1 3PB	96 x 60m Sand based ATP (not floodlit)	2002	No Changing room access close to pitch	Education site - Unsecured	In house by school	Poor	Weekends	70% - some football		Pitch hard and lines faded, drainage poor and sliding down hill on the far side. Usage by Harrow CC, Harrow HC. School creating masterplan for school with focus on outside areas, which could include floodlights for the pitch. Club (HHC) state pitch not up to standard for match play and needs replacing. Club would like to use as a second venue. Not aware of a CUA in place.

4. The Current and Future Picture of Provision for Hockey (Step 5)

4.1 Current

Since the last assessment of hockey facility needs in 2012, the main changes of relevance are:

- The addition of a full-sized floodlit sand dressed hockey pitch at The John Lyon School funded by Sport England in 2016.
- The growth in the junior section of Harrow HC since their return to the borough – with over 100 additional junior members.

Current priority facility issues facing the sport of hockey in Harrow are:

1. The deterioration of the playing surface at Orley Farm School and the lack of floodlights and changing facilities to enable it to be used as a second site for the club.

4.2 Future

To estimate the potential impact of population growth over the strategy period to 2037 on the need for hockey pitch capacity in the peak period, Sport England's Playing Pitch Calculator (PPC) tool has been used.

To meet hockey demand from 9,658 additional residents (as currently forecast²) and assuming current levels of hockey demand by age group for matches and training in the peak period, the PPC indicates that the equivalent capacity of +0.03 additional sand based artificial grass pitches suitable for hockey will be needed in the area.

² GLA 2020- based housing-led population projections (Released November 2021)

Whilst the club has aspirations to grow, there are alternative facilities to accommodate growth. As such, there is no demand for additional pitches to be provided. The clear priority needs are to protect the existing pitches and to enhance the hockey facilities at Orley Farm School.

4.3 Conclusion

To better meet current and likely future needs for the sport of hockey in Harrow, the strategy should seek to:

- Support the resurface of Orley Farm School to provide a second venue suitable for Harrow HC matches and ensure sufficient access to changing rooms.
- Protect existing sand-based pitch provision in the borough.

5. Key Findings and Issues for Hockey (Step6)

Figure 4: Key Findings and Issues

<p>The main characteristics of the <u>current</u> supply of and demand for provision</p>	<p>There are three full sized sand based artificial grass pitches (AGPs) in Harrow currently available and used for community hockey. The John Lyon School pitch and associated Lyonian Pavilion, which is the home venue for Harrow HC, Harrow School Sports Complex and Orley Farm School.</p> <p>Since the last assessment for the 2012 PPS, the hockey pitch at John Lyon School was built, funded by Sport England in 2016 with Harrow HC as the partner club.</p> <p>Player affiliation data provided by England Hockey in recent seasons suggests demand for hockey has grown beyond pre-covid levels.</p> <p>There is only one hockey club in the area Harrow HC which caters for both youth and adult players, the club has 4 adult teams and a large junior section of 157 members. The club trains and plays most of its matches at John Lyon School but uses Harrow School Sports Complex for matches when the John Lyon School pitch is unavailable and Orley Farm School for summer training.</p>
<p>Is there enough accessible and secured community use provision to meet <u>current</u> demand?</p>	<p>There is sufficient provision in the area to meet current demand, whilst Harrow HC hire the facilities on an annual basis, the facility was grant funded by Sport England with Harrow HC as the partner club with continued community use a condition of funding for a 25 year period until 2041.</p>
<p>Is the provision that is accessible of sufficient quality and appropriately maintained?</p>	<p>The pitch at Orley Farm School is dated, of poor quality and in need of resurfacing. There is also no changing provision close to the pitch. This facility once resurfaced , with better changing provision could provide an ideal second match day venue for Harrow HC.</p>
<p>What are the main characteristics of the <u>future</u> supply and demand for provision?</p>	<p>The club have plans to grow over the next 3 years, which would require a second match day venue.</p> <p>Forecast population growth to 2037 of over 9,658 based on 2020 GLA housing-led projections, is estimated to generate little demand for additional pitches.</p>

Is there enough accessible and secured community use provision to meet future demand?

Whilst the club has aspirations to grow, which would require a second match day venue, there are alternative facilities to accommodate their growth. Harrow Sports Complex is suitable but expensive and would not offer secured use. If Orley Farm School was resurfaced and a community use agreement put in place this would support the club's growth plans and additional demand from housing growth.

The strategy should also seek to protect the current supply of sand based pitches within the area to support delivery of school activity and outreach work.



London Borough of Harrow
Playing Pitch Strategy 2024 Appendix D
Assessment of Need Report Rugby

Appendix D: Rugby - Assessment of Needs (Stages B & C)

The findings of the assessment of needs for rugby facilities in the London Borough of Harrow are summarised in this appendix to the Playing Pitch Strategy. Site visits have been made to the home grounds used by the clubs in Harrow and club officials/site managers have been consulted regarding floodlit training provision and use.

Since the last assessment of needs for rugby union in 2012, there has been a change in the supply of rugby pitches with the loss of 2 grass pitches at Bannister Sports Centre, although one of these is due to be re-provided at Hatch End Playing Fields.

A facility audit compiled from the research, consultation and site visits was reviewed by the RFU Facility Development Team and is included in this report (Figure 3.1).

1. Rugby Pitch Supply (Step 2)

There are three rugby clubs based on playing field sites in Harrow with rugby pitches – Harrow RFC, Old Millhillians RFC and Pinner RFC and one site – London Post Office Sports & Social Association (LPOSSA) in Greenford Road, Wembley - with a rugby pitch being used for American Football.

Distribution of Rugby Sites

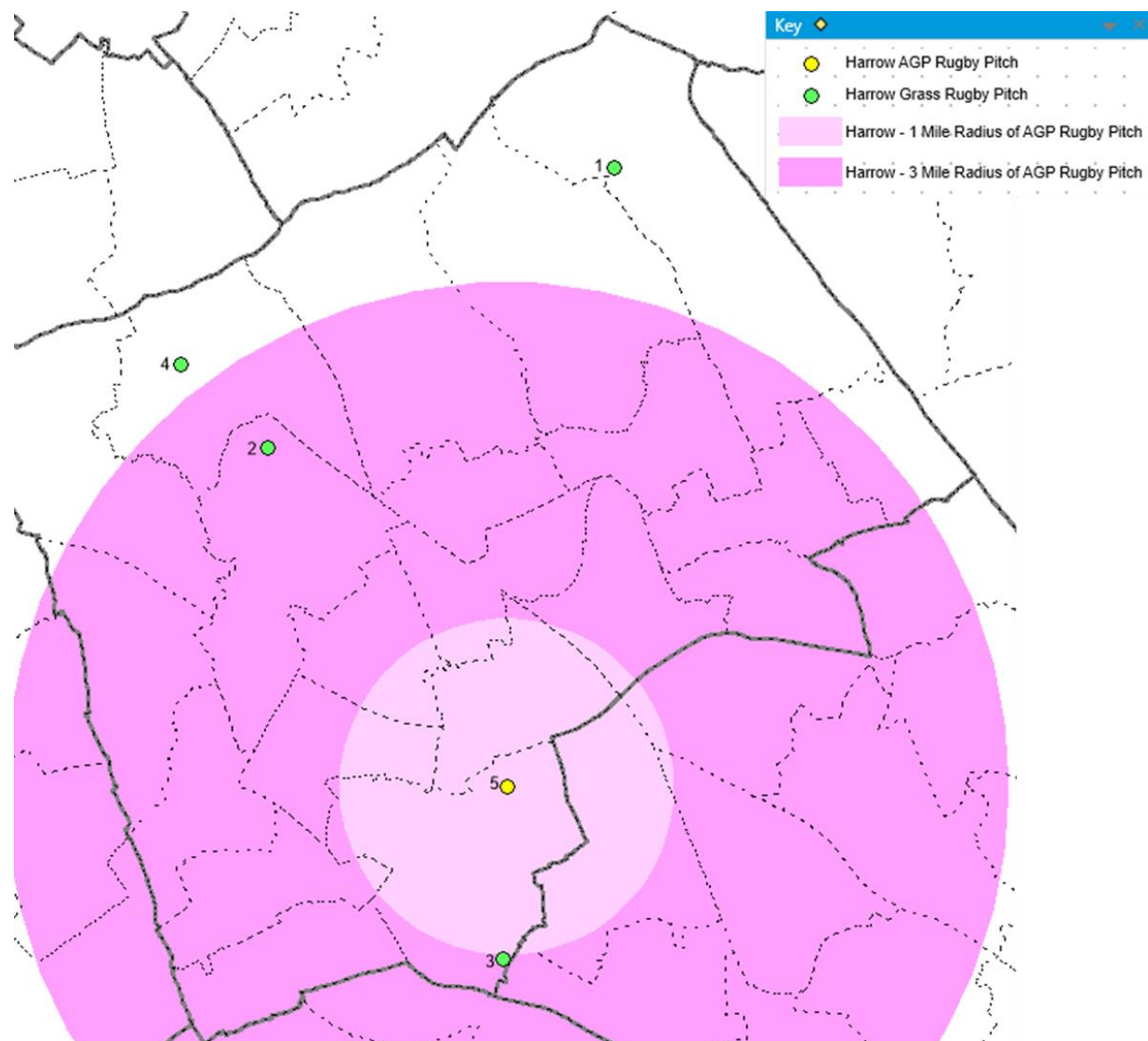
Figure 1.2 shows the distribution of grass and artificial rugby pitch sites across Harrow. The location of community grass pitches is predominately in the north of the borough, with the artificial AGP towards the south but accessible to most of the borough within a 20 minute drive time.

Figure 1.1 – Harrow facilities

Harrow - Rugby facilities (Grass and compliant AGPs*)			
Map 1 Key	Site	Address	Postcode
1	Grove Field (Harrow RFC)	Wood Lane	HA7 4LF
2	Millhillians Sports Ground (Old Millhillians RFC)		HA2 6NF
3	London Post Office Sports & Social Association	Greenford Road	HA1 3QL
4	Shaftesbury Playing Fields (Pinner RFC)	Colburn Ave	HA5 4PF
5	Harrow School Sports Complex (Grass & AGP) *	Garlands Lane	HA1 3GF

*Denotes compliant AGP although not registered for contact rugby.

Figure 1.2 – Harrow Rugby Site Distribution



1.1 Rugby Pitches in Harrow

In the 2021/22 season, Harrow had a total of 8 adult size grass rugby pitches marked out with posts in situ, available for community use. There is also one rugby-compliant floodlit training AGP in Harrow.

- **Grove Field** – Grove field is the home of Harrow RFC and has three rugby pitches, two of which have floodlights and are also used for training. There is a small, grassed floodlight area in front of the clubhouse that is also used for training
- **Millhillians Sports Ground** – This site is leased to Harrow St Mary Cricket Club and home to Old Millhillians RFC. The site has two full-sized rugby pitches
- **London Post Office Sports & Social Association** – One rugby pitch previously used by Sodam RFC until they disbanded and now used for American Football
- **Shaftesbury Playing Fields** – This site is home to Pinner RFC. The site has 3 rugby pitches but only two of the three are marked out for use. One of the pitches is floodlit
- **Harrow School Sports Complex** – The school has an artificial AGP suitable for Rugby, although it is not registered for contact rugby. The pitch is predominately used for school rugby and community football training. The school also has 14 grass pitches used for football or rugby, none of which are available for community hire.

There is an additional grass pitch due to re-provided at Hatch End Playing Fields to replace the previous pitch at Bannisters Sports Centre. At the time of the site visits this was not marked out as the site is currently

accommodating football pitches due to drainage works at Headstone Manor.

1.2 Ownership and Security of Access

The rugby clubs based in the area have good security of access to the facilities they use for home matches.

Harrow RFC own their clubhouse and lease the pitches from the Council they have approximately 12 years left on a 25-year lease.

Pinner RFC also own their own clubhouse and lease the pitches from the Council.

Old Millhillians RFC sub lease pitches from Harrow St Mary Cricket Club.

1.3 Pitch Quality – Maintenance & Drainage

The responsibility for maintenance of grass rugby pitches in Harrow varies by site as follows,

- **Grove Field** – Harrow RFC maintain the pitches.
- **Millhillians Sports Ground** – Harrow St Mary Cricket Club as the main tenant of the ground undertake the maintenance.
- **London Post Office Sports & Social Association** – The association have a full-time groundsman responsible for maintaining the site.
- **Shaftesbury Playing Fields** – The Council are responsible for maintenance and the club undertake additional works on occasion.

As shown in figure 1.1 the maintenance of all sites could be improved to increase capacity.

Figure 1.1 – Pitch Maintenance & Drainage Ratings from Site Visits and Club Consultation.

Number of pitches		Maintenance			
		Poor (M0)	Adequate (M1)	Good (M2)	Total
Drainage	Natural Inadequate (D0)				0
	Natural Adequate (D1)		2		2
	Pipe Drained (D2)	2	1		3
	Pipe and Slit Drained (D3)	2	1		3
	Total	4	4	0	

Details on individual sites can be found in Figure 3.1.

Harrow School Sports Complex AGP is in good condition.

1.4 Park Pitches

Shaftesbury Playing Fields is a Council maintained open access rugby site in Harrow. The pitch closest to the park area is subject to recreational usage which provides additional wear to the pitch.

1.5 At Risk Sites

None of these sites are identified as at risk of loss in the short to medium term.

1.6 Proposed New Supply

There is an additional grass pitch due to re-provided at Hatch End Playing Fields to replace one of two pitches previously marked out at Bannisters Sports Centre and there is a current planning application to provide a rugby compliant artificial pitch at The Hive Stadium site in Canons Park owned by Barnet FC. There is also space for a third pitch to be marked out at Shaftesbury Playing Fields should additional need arise. However, Pinner RFC are in discussions about forming a youth cricket team which would involve reinstating a previous square where this third rugby pitch would be located.

1.7 Ancillary facilities

The ancillary facilities at each site are generally sufficient for most clubs needs except for the provision at Shaftesbury Playing Fields. Pinner RFC have identified a need for a new pavilion and changing rooms as the current building is suffering from subsidence issues and has an old heating system that needs replacing. Harrow RFC invested in refurbishing its clubhouse at Grove Field in 2020 to provide updated showers and a weights room. The ancillary facilities at Hatch End Playing Fields are located at the Harrow arts centre which is quite a distance from the pitches and does not include social space which is likely to be a barrier to clubs using the site for match play when the rugby pitch at this site is re-provided.

1.8 Rugby Supply in Neighbouring Boroughs

The following rugby clubs have home grounds within reach of residents of Harrow and would cater for any additional demand:

- Old Merchant Taylor FC – to the North, in Hillingdon
- Grasshoppers RFC – To the South, in Hounslow
- Millhill RFC - To the east, in Barnet

It is expected some of these clubs have members from Harrow in particular female players as there are no formal girls or women’s teams in the area, so players would need to travel to Grasshoppers RFC.

2. Rugby Pitch Demand (Step 3)

Findings relating to rugby pitch demand in Harrow are summarised below.

2.1 Clubs and Teams

Between the three Harrow based clubs, there are a total of 5 regular adult men’s Saturday league sides (see Fig 2.1). Harrow RFC also has a full junior section offering both youth boys age grade rugby and mixed mini rugby. They are working with Saracens to grow a girl’s section and then a women’s section. Pinner RFC has around 80 juniors (U12/U13).

Figure 2.1: Table of senior rugby club information

Ruby Clubs	2022/23 League(S)	Home Ground	Training Ground
Harrow RFC 1 st XV Harrow RFC 2 nd XV	Counties 2 Herts/Middx Middlesex Merit Tables Div 4	Grove Field HA7 4LF	Grove Field HA7 4LF
Old Millhillians 1 st XV Old Millhillians 2 nd XV	Counties 3 Herts/ Middx Middlesex Merit Tables Div 4	Millhillians Sports Ground, Headstone Lane, HA2 6NF	Allianz Park, NW4 1RL (Barnet)
Pinner RFC	Herts/ Middx Middlesex Merit Tables 4 SW	Shaftesbury Ave, HA5 4PF	Shaftesbury Ave, HA5 4PF

2.2 Active Lives Survey

Adults: The most recently published findings of the national Active Lives Adult Survey¹ (Nov 2021) showed that self-reported regular participation (i.e., taken part at least twice in the last 28 days) in rugby in England by adults (aged 16+) stabilises at 0.3% between Nov 2019 - Nov 2020 to between Nov 2020 and Nov 2021.

If rugby participation in the Harrow is at the 2019-2020 and 2020-2021 average (i.e., 0.3%), this would indicate around 294 adults (aged 18+) living in the area plays rugby out of an 18+ adult population of approximately 98,059.

With approximately 5 teams of players aged 16+ currently, the 'adult' rugby club playing membership in Harrow is close to 100 players (assuming an average of 20 squad players per team). Assuming adult rugby participation in Harrow is in line with the pre-pandemic national average of 0.3%, this suggests that as much as 60% of all regular adult rugby played by residents of Harrow is either 'displaced' to venues outside of the area (e.g., at other clubs) or takes place in informal, social game formats such as Touch at clubs and parks in Harrow and/or outside the borough.

2.3 Imported and Displaced Demand

The clubs reported no imported demand on rugby pitches in Harrow and none of the clubs identified a need to use pitches outside of the area for matches. There is exported training demand as Old Millhillians train outside of Harrow in Barnet.

From the Active People Survey findings above it is likely that clubs outside of the area meet some rugby demand from Harrow, especially for Women’s Rugby.

¹ Active Lives Adult Survey Nov 2020/21, Sport England, (October 2022)

3. The Situation at Individual Sites for Rugby (Step 4)

The pitches were assessed during October in the 2021/22 season. These assessments were reviewed in discussion with the RFU and ratings for each agreed as a basis for comparison of the amount of play each site could accommodate (its carrying capacity) against the amount of play that takes place.

Carrying capacity is a measure of the number of match equivalent sessions per season for community use each pitch can take without adversely affecting its quality and use.

It was agreed with the RFU representative to adopt the following pitch carrying capacities according to each quality rating to be consistent with the approach adopted in similar assessments across the country:

Figure 3.1: Rugby Pitch Carrying Capacity

Match Equivalent Sessions a week		Maintenance		
		Poor (M0)	Adequate (M1)	Good (M2)
Drainage	Natural Inadequate (D0)	0.5	1.5	2
	Natural Adequate (D1)	1.5	2	3
	Pipe Drained (D2)	1.75	2.5	3.25
	Pipe and Slit Drained (D3)	2	3	3.5

Figure 3.2 below summarises the situation at each rugby site with regard to:

1. *Pitch supply* (including the quality ratings) and conclusions reached as to the amount of play a site can accommodate (i.e., its carrying capacity for community use);
2. *The amount of play that takes place at each site* (i.e., the expressed demand) adjusted to reflect any casual or education use in addition to club use for matches and training;
3. *The comparison* (shown as a RAG rating) as to whether, for each pitch type it contains, a site is:
 - **RED** - Being overplayed (current use exceeds the carrying capacity)
 - **AMBER** - Being played to the level the site can sustain (current use matches the carrying capacity), or
 - **GREEN** - Potentially able to accommodate some additional play (current use falls below the carrying capacity)

The ancillary facilities at each site were reviewed where the consultant team could get access, along with providers and clubs being consulted on the condition and availability, this is noted in the column headed 'ancillary facilities'.

Figure 3.2: The Situation at Individual Site

The main characteristics of the current rugby facility supply and demand balance at each site are summarised as follows:

Site	Pitch	Rating	Ancillary facilities	Security of access	Pitch capacity	Estimated use	RAG	Comments/assumptions
GROVE FIELD (HARROW RFC), HA7 4LF	P1 (Main pitch, middle - floodlit)	M1/D3	Large car park and clubhouse, with function area, bar, small kitchen, toilets, 4 CR's, officials, disabled toilets, weights room. Club rate 3/5 and have invested in refurbishing clubhouse during Covid, new showers, weights room, but facility old and requires constant investment.	Club own clubhouse but lease land and pitches from Council, halfway through 25-year lease.	3	Matches 0.5 (one team)	Green	Primary & Secondary drainage under main pitch, use shock breaker on pitch. Club has 2 adult teams (2nd XV play elsewhere) and junior section (6 youth, 9 mini). Struggling with decreasing volunteer and player base. Club dependant on hire of facilities but that has reduced due to Covid and cost of living. Identified a need for more junior pitches. Training Tues & Thurs. Working with Saracens to grow a girl's section and then women's section. Club rate pitches 3/5 stating main pitch is excellent/ second pitch ok, third poor. Club have identified a need for more training facilities either additional floodlights or AGP.
						Training 2 - Tues and Thursday eves (senior teams)	Green	
GROVE FIELD (HARROW RFC), HA7 4LF	P2 (LHS)	M1/D1			2	Matches 3.5	Red	Good natural drainage, occasional issues when water table high. Used by Parnells GAA Youth teams (9 teams U6 - U18- assumed 5 teams using whole pitch, 4 teams 1/2 pitch)
GROVE FIELD (HARROW RFC), HA7 4LF	P3 (RHS, lights down one side plus overspill from main pitch)	M1/D1			2	Matches 4	Red	Good natural drainage, occasional issues when water table high. Pitch undulating, wear patches but has been reseeded. Old wall foundations under pitch in top left-hand corner, noticeable when ground is dry. Pitch has lights down inside and main pitch lights cover other side. Used for Junior matches and training.
						Training 6	Red	

Site	Pitch	Rating	Ancillary facilities	Security of access	Pitch capacity	Estimated use	RAG	Comments/assumptions
GROVE FIELD (HARROW RFC), HA7 4LF	Grass area in front of clubhouse	N/A			N/A	Training 4.5		Grassed area in front of clubhouse used for youth training. Assumed mini teams train here
MILLHILLIANS SPORTS GROUND (OLD MILLHILLIANS RFC) HA2 6NF	P1 (nearest clubhouse)	MO/D3	Large clubhouse / pavilion	Site leased by Harrow St Mary Cricket Club; Rugby club sub let	2	0.5		Club has 2 teams, loss few players during Covid and struggle to get second team out occasionally. Aiming to sustain team and increase number of players. Cricket club is the main tenant of the ground and responsible for maintenance, carries out aeration, fertilisation, sand dressing and weeding once a year. Club has no issues with facilities and no needs reported.
MILLHILLIANS SPORTS GROUND (OLD MILLHILLIANS RFC) HA2 6NF	P2 (furthest clubhouse)	MO/D3			2	0.5		Club trains at Mill hill (easier for players)
LONDON POST OFFICE SPORT & SOCIAL ASS. HA1 3QL	P1	MO/D2	Large clubhouse with 4 changing rooms and social space	Run by Sports Association	1.75	4		No rugby usage, used by Wembley Stallion American Football Team (1 x Men's, 1x Ladies, U19 & U16 youth).
SHAFTESBURY PLAYING FIELDS (PINNER RFC), HA5 4PF	P1 (nearest clubhouse - floodlit)	MO/D2	Small clubhouse on site built in 2000, main room, bar, 4 CR's with showers, but has old heating system that needs replacing and suffering from subsidence issues. Small car park.	Council site. Club own clubhouse but lease land and pitches	1.75	Matches 0 Training 2		Club has 1 adult team (had 2 pre covid) and 80 juniors (U12/U13). Main pitch floodlit, pitch is uneven with has a number of wear patches with ruts and slits in pitch. Had grant from RFU 15 years ago for primary drainage, but council is responsible for maintenance and did not follow up with required works. Really only cut and line mark pitch. Club has done additional works on occasion but not regularly. Pitch also suffers from recreational use as closest to park area.

Site	Pitch	Rating	Ancillary facilities	Security of access	Pitch capacity	Estimated use	RAG	Comments/assumptions
SHAFTESBURY PLAYING FIELDS (PINNER RFC), HA5 4PF	P3 (furthest away)	M0/D2			1.75	Matches 1.5		Good grass coverage, no wear, flat, goals ok.
HARROW SCHOOL SPORTS COMPLEX, HA1 3GF	Full Sized Floodlit 3G ATP – Rugby Shock pad in place although not registered for ‘contact’ rugby.	N/A	Changing in sports complex	Education site	Pitch available eves and wkends	70% capacity usage		School has 22 rugby teams. AGP used by school and community football teams. Not aware of community rugby use.

4. The Current and Future Picture of Provision for Rugby (Step 5)

4.1 Current

Overall, there are sufficient rugby pitches in Harrow to meet current rugby match play and training demand. However when use of the rugby pitches by other playing pitch sports, namely Gaelic Football (Grove Field) and American Football (LPOSSA), is included there is a need for additional provision to accommodate demands for these three pitch sports when considered together.

Grove Field, home to Harrow RFC has the greatest demand having 2 adult rugby teams and a full mini and junior rugby section using the site as well as Parnells GAA Youth teams for home games. The club has floodlights covering two pitches and a grassed area in front of their clubhouse. The club identified a need for a larger on-site training space. The club takes the view that the nearest compliant artificial pitch at Harrow School is too far away from the club to access and, in any event, the club would lose the benefit of the social aspects and secondary spend after training if it were to train off-site.

The location of facilities is well spread across the borough, with the grass pitches predominately in the north of Harrow.

4.2 Future

Planned growth – Harrow RFC have ambitions to establish a women and girl's section and are working with Saracens to grow a girl's section in the first instance. The site is over capacity with the current combined rugby and GAA usage, additional investment in pitch maintenance would

improve capacity by 2.5 match equivalent sessions but not to sufficient levels to accommodate growth of the club. Even if the usage by Parnells GAA was discounted, there is still a need for an additional pitch to accommodate potential growth in the future. There is also significant demand on the pitches for training.

Pinner RFC is looking to grow their youth section and get back to having 2 adult teams. They have an option to make use of an additional pitch on their site but are considering using this area to reinstate a cricket square and form a youth team. The two pitches on the site could accommodate their growths plans with an improvement in maintenance.

Old Millhillians have no growth plans and are just looking to sustain both their current teams.

Potential effect of population change - To estimate the potential impact of population growth over the strategy period to 2037 on the need for rugby pitch capacity in the peak period, Sport England's Playing Pitch Calculator (PPC) tool has been used.

To meet rugby demand from 9,658 additional residents (as currently forecast²) and assuming current levels of rugby demand by age group for matches and training in the peak period, the PPC indicates that the equivalent capacity of +0.26 additional natural turf full size equivalent rugby pitches for matches will be needed in Harrow with sufficient floodlit provision to accommodate an additional 0.29 hours a week of training use.

² GLA 2020- based housing-led population projections (Released November 2021)

This does not include a likely increased demand for Women and girls' rugby in future, following the announcement that England will host the 2025 women's Rugby World Cup.

The Rugby ATP at Harrow School Sports Complex is currently limited in terms of availability for community use and its location is not ideal to support the clubs' increased training demand that is likely to result from future increased membership as a consequence of population growth. The is also not currently registered for contact rugby.

The provision of an additional grass pitch at Hatch End Playing Fields, with suitable changing facilities and the proposal of a rugby specific artificial pitch at the Hive could help accommodate the rugby demand in the borough if clubs would be prepared to train away from their club ground.

5. Key Findings and Issues for Rugby (Step 6)

	Rugby
<p>The main characteristics of the <u>current</u> supply of and demand for provision</p>	<p>Since the last assessment of needs for rugby union in 2012, there has been a change in the supply of rugby pitches with the loss of two rugby pitches at Bannister Sports Centre, although one of these is due to be re-provided at Hatch End Playing Fields although demand for use at this site maybe limited sue to the distance of the changing rooms and lack of social space.</p> <p>Between the three rugby clubs playing in Harrow, there are a total of 5 regular adult men’s Saturday league sides. Harrow RFC has a full junior section offering boys age grade rugby and mixed mini rugby for approximately 150 children and young people. Pinner RFC has around 80 juniors at U12/U13. There is currently no provision for women and girls’ rugby but Harrow RFC is working with Saracens to grow a girls’ section. It is likely the demand from Harrow for women and girls' rugby is displaced outside of the borough to Grasshoppers RFC in Hounslow.</p>
<p>Is there enough accessible and secured community use provision to meet <u>current</u> demand?</p>	<p>The rugby clubs based in the area have good security of access to the facilities they use for home matches, with all 3 clubs having a lease on their facilities. Overall, there are sufficient rugby pitches in Harrow to meet current rugby match play and training demand. However when use of the rugby pitches by other playing pitch sports, namely Gaelic Football (Grove Field) and American Football (LPOSSA), is included there is a need for additional provision to accommodate demands for these three pitch sports when considered together.</p>
<p>Is the provision that is accessible of sufficient quality and appropriately maintained?</p>	<p>Whilst the drainage is good, the maintenance at all the club sites could be improved further to increase capacity, especially at Shaftesbury Avenue (Pinner RFC). Harrow RFC’s pitches are overused for match play and training for rugby and GAA together which affects the quality of the pitches.</p> <p>There is also a need for a new pavilion and changing rooms for Pinner RFC as the current building is suffering from subsidence issues.</p>

Rugby	
<p>What are the main characteristics of the <u>future</u> supply and demand for provision?</p>	<p>To meet rugby demand from 9,658 additional residents (as currently forecast³) and assuming current levels of rugby demand by age group for matches and training in the peak period, the equivalent capacity of +0.26 additional natural turf full size equivalent rugby pitches for matches will be needed in Harrow with sufficient floodlit provision to accommodate an additional 0.29 hours a week of training use.</p> <p>Harrow RFC have ambitions to establish a women and girl’s section and are working with Saracens to grow a girl’s section in the first instance. The site is over capacity with the current usage, additional investment in pitch maintenance would improve capacity by 2.5 match equivalent sessions but not to sufficient levels to accommodate growth of the club. Even if the usage by Parnells GAA was discounted (for example if alternative provision were made for GAA), there is still a need for an additional pitch in the area for Harrow Rugby Club to accommodate potential growth in the future. Pinner RFC has capacity to accommodate its growth ambitions with improved maintenance.</p>
<p>Is there enough accessible and secured community use provision to meet <u>future</u> demand?</p>	<p>There is no need for additional pitches to accommodate match day and training provision, subject to the provision of an additional grass pitch at Hatch End Playing Fields and a rugby specific artificial pitch at the Hive, which could help accommodate the rugby training demand in the borough if clubs would be prepared to train away from their club ground.</p>

³ GLA 2020- based housing-led population projections (Released November 2021)



London Borough of Harrow
Indoor and Outdoor Sports Facility Strategy
2024 - 2037

Appendix E Sport England FPM reports:
Swimming Pools and Sports Halls
– Provided under separate cover.



London Borough of Harrow
Indoor and Outdoor Sports Facilities Strategy
2024 - 2037
Appendix F – Club Aspirations

Appendix F- Club Aspirations

To understand the current landscape of clubs in the Harrow area, data was collected from a survey which was distributed to the sports clubs in the area. 54 individual sports clubs responded to the invitation to complete the survey, these clubs provide opportunities for both indoor and outdoor sports. A summary of the results of the club survey is provided in the strategy Introduction. The clubs surveyed cited a range of aspirations and facility needs to assist in growing and developing their respective clubs. A number of these have been considered during the formation of the strategy action plan in discussion with the steering group, however not all of these needs were considered as priorities at the time of the strategy being developed. The table below outlines the full extent of the clubs aspirations and facility demands gathered as part of the survey process for reference and information.

Playing Pitch Sports

Club/Sport	Aspirations/Demands
AVA FC	To be able to extend and grow the Club we would need assistance to get our own training ground.
Bharat Olympians Sports Club	We need facilities but currently none are available. As a club, we will have to shut down as members are not prepared to play in poor facilities.
Ealing Three Bridges Cricket Club	We need better facilities to accommodate ECB all stars and dynamos.
Elite Football Club London	We would like in the future to have our own location for trainings and for matches as other clubs from the area. We want to expand more, as our goal is to offer quality for children and adults.
Harrow Cricket Club	Second ground for more training and matches
Harrow Hockey Club	Orley Farm pitch is in need of replacing - we use it in the summer for training only. If our club grows it would be good to use this all year round as a 2nd pitch option.
Harrow Indians Cricket Club	We need Harrow Council to provide us support to hire main quality sites for training & main matches
Harrow RFC	New club house, another set of floodlights together with an AGP to take the pressure off the grass areas. Require a 99 year peppercorn lease in order for the club to invest properly in our facilities.
Harrow St Marys Cricket Club	we need better facilities both to continue to provide a good level of service for our existing members as well as the need to cater for even greater numbers in the future.

Club/Sport	Aspirations/Demands
Harrow St Marys Football Club	We can't relocate as we have a lease on a pavilion on site but urgently need investment into the grass pitches on site
Headstone Manor Ladies	Current lay of out pitches doesn't make for a good quality of football and as the club aspires to attract better players to work up the Women's Football Pyramid, we would need to look for a more alternative suitable venue.
Headstone Manor Youth FC	Very rarely do we get games played between December and the end of March, improvements would allow us to play all season through.
Kodak F.C	Pitches need work
Middlesex Titans Sports & Social Club	We would like the support to find a suitable location to call our home ground. We have well wishers and life members who are keen to support for the growth of the club which was formed in 1989.
Parkfield Youth FC	We need help in making the pitches better so the playing surfaces are a good standard. Clubhouse building works are needed to modernise the building and make it more user friendly to both male and female players.
South Harrow Cricket Club	Heaven rolling, crass cover, protection of square and security of the park. Gates need to be closed at night.
St Joseph's youth football club	Maintenance of area - rotivating of soil would improve the quality of the pitches markedly. We would also like a larger storage availability, a second container to store equipment and goals would be much appreciated. Changing rooms are not suitable for children (particularly girls) to use. This is our biggest growth area in terms of participant numbers
West Harrow Cricket Club	We need to improve the facilities of our clubhouse. We need to create Nets to provide training for our players .(adults and Colts)

Built Facilities

Club/Sport	Aspirations/Demands
Ace Badminton Club	The club has a waiting list with demand to run additional sessions on a Wednesday evening but no availability.
Chequers badminton Academy	Badminton has a great following and participation in Harrow. There is a need to develop a performance centre to develop younger players and attract higher standard County and National players. Floor and lighting renewal is required to improve the facilities.
Harrow Athletic Club	The club needs to have greater input and control over the track and its use as the current situation is becoming increasingly unworkable. The Club is currently unable to host National League competition because the facilities are deemed inadequate by the national league committee. If this position was reversed it would lead to a "tourist boost" for the Boroughs businesses over that weekend.
Harrow Bowls Club	In an ideal world it would be brilliant if we could have a bigger clubhouse so we could accommodate more players. We would also benefit from a CCTV system. However, our main concern, particularly on match days against other teams is the lack of parking. We believe that there is adequate room in the park to move the children's play area and extend the car park - probably double it.
Harrow Boxing club	We are in the process of extending the building however this was time consuming and challenging
Harrow Cycle Hub	We need a permanent site where we can store equipment securely near the training area as well as develop a cycle repair workshop. We would like to recycle bikes and sell them at low cost to get more people cycling.
Harrow Korfbal Club	The club needs a larger court (40mx20m) to enable them to progress to higher levels. They currently have two teams in regional leagues and one at local level, they are looking to grow membership to create an additional team.
Harrow School of Gymnastics	We are keen to work with Harrow Council and others to explore how we can expand our facility so we can offer gymnastics to up to 1,000 more local people, including children, young people and adults. We also wish to offer a greater variety of gymnastics including disability and adult specific classes.
Harrow Squash Club	The facility needs heating during winter months and air con for the summer. It would be helpful if we were at least on the Everyone Active app or included in a promotion.
Harrow Weald Bowling Club	No hot water only the use of kettles. No cooking facilities Grants for these would be good. This is such a good pastime for older people - social contact, exercise etc. Please help us to improve our facilities and reduce the membership fees.
Harrow Weald Lawn tennis Club	Change the existing light bulbs lighting the courts to LED lights. Refurbish the club house. The artificial surface on the courts will need completely need relaying again in the next few years.
Hatch End Lawn Tennis Club	Our immediate priority is to get planning permission to build an 8th court. Also, to have floodlights on 4 additional courts, refurbish the clubhouse.
Herga IBSC Ltd	Needs a larger lounge area to accommodate other functions. Hall hire and corporate events

Club/Sport	Aspirations/Demands
Metro Running Club	To get more people running - and walking - we need well paved, well-lit streets. We only use parks during daylight, they do not seem safe spaces when it is dark. For most working people the only time to run is evenings so for most of the year this means on road. Sadly, many of us now run in the roads as pavements are poorly maintained in many areas and only roads are well lit. We also need access to safe low-cost, long-term storage.
Kenton Table Tennis Club	It would be lovely to have a dedicated and larger facility, but this is most unlikely as the sport does not have the resources, so we are content with what we have got (including recently improved floor and painted walls).
Kenton Tennis Club	Extra lights to increase evening capacity State of toilets/changing facilities deters potential members Electricity supply is unreliable Disabled access poor
Kingfisher Swimming Club	The facility is old and the centre struggle with operational issues, such as lights not being turned when needed, disabled car parking bays being blocked by deliveries and other centre users invading sessions and lack of lifeguard staff, all of which impact on club members and volunteers.
Pinner Lawn Tennis Club	Ideally, we would like to build an indoor court and a padal court. But we have insufficient space. The field adjoining the club is left fallow buy the farm, but Harrow Council advised we could not build a court on these lands.
Ruislip Tigers Korfbal Club	Improve existing facilities to attract and retain people to sport. We have funds to build a sports hall of 44m x 28m but do not have a place to build it. If the council can lease a site for 50 plus years we will build a community sports hall run by the community for the community.
Stanmore Bowls Club	Exploring adding timber building for visiting teams. Replacement of 180metre crazy paving paths which is the responsibility of London Borough of Harrow legal dept-confirm.
Survive & Swim Club	The club has demand to grow sessions but is lacking qualified swim teachers despite running its own courses each year. The changing rooms at Harrow LC put some people off so could be improved and there is a need for additional parking when events are scheduled at Bryon Hall.
Watford FC Community Trust	Re-lay of sports hall floor and 3G pitch to take place this year
Wembley & Harrow Table Tennis League	Our main issue is finding a venue large enough to provide multi-table training, coaching and competitive activities, with suitable flooring and lighting, storage space, at a reasonable cost AND which is available.
West End Lawn Tennis Club (Pinner) Ltd.	Option of better floodlights not possible/likely because of site in suburban street. Development of similar sports (eg pickle ball, table tennis) under consideration.
West Harrow Bowling Club	A larger club house to accommodate some extra social activities and a improved site layout to maybe allow outdoor seating areas



CONTINUUM
SPORT & LEISURE LTD

London Borough of Harrow
Indoor and Outdoor Sports Facilities Strategy
2024 - 2037
Appendix G – Existing Planning Policies

Appendix G – National, Regional and Local Planning Policy: Sport and Recreation Facilities

National Planning Policy

The relevant policy protecting existing sports facilities and land in the government's National Planning Policy Framework (NPPF) 2021 is at paragraphs 98 and 99:

Para 98 -

'Planning policies should be based on robust and up-to-date assessments of the need for open space, sport and recreation facilities (including quantitative or qualitative deficits or surpluses) and opportunities for new provision. Information gained from the assessments should be used to determine what open space, sport and recreational provision is needed, which plans should then seek to accommodate.'

Para 99 -

'Existing open space, sports and recreational buildings and land, including playing fields, should not be built on unless:

- An assessment has been undertaken which has clearly shown the open space, buildings or land to be surplus to requirements; or*
- The loss resulting from the proposed development would be replaced by equivalent or better provision in terms of quantity and quality in a suitable location; or*
- The development is for alternative sports and recreational provision, the needs for which clearly outweigh the loss.'*

Regional Planning Policy

The London Plan (March 2021) recognises in policy S5 (below) that sports and recreation facilities are important parts of social infrastructure, providing a range of social and health benefits for communities and neighbourhoods. Part C of the policy regarding protection of existing

recreational land and facilities mirrors the national policy.

Policy S5 - Sports and Recreation Facilities

- A. *'To ensure there is sufficient supply of good quality sports and recreation facilities, boroughs should:*
 1. *Prepare Development Plans informed by needs assessments for sports and recreation facilities. Needs should be assessed at local and sub-regional level. Needs assessments should include an audit of existing facilities*
 2. *Secure sites for a range of sports and recreation facilities in Development Plans, as justified by the needs assessment*
 3. *Maintain, promote and enhance networks for walking, cycling and other activities including the Walk London Network.'*
- B. *'Development proposals for sports and recreation facilities should:*
 1. *Increase or enhance provision of facilities in accessible locations, well-connected to public transport and link to networks for walking and cycling*
 2. *Maximise the multiple use of facilities and encourage the co-location of services between sports providers, schools, colleges, universities and other community facilities*
 3. *Support the provision of sports lighting within reasonable hours, where there is an identified need for sports facilities and lighting is required to increase their potential usage, unless the lighting gives rise to demonstrable harm to the local community or biodiversity.'*
- C. *'Existing sports and recreational land (including playing fields) and facilities for sports and recreation should be retained unless:*
 1. *An assessment has been undertaken which clearly shows the sports and recreational land or facilities to be surplus to requirements (for the existing or alternative sports and recreational provision) at the local and sub-regional level. Where published, a borough's*

assessment of need for sports and recreational facilities should inform this assessment; or

2. *The loss resulting from the proposed development would be replaced by equivalent or better provision in terms of quantity and quality in a suitable location; or*
3. *The development is for alternative sports and recreational provision, the benefits of which clearly outweigh the loss of the current or former use.'*

D *'Where facilities are proposed on existing open space, boroughs should consider these in light of policies on protecting open space (Policy G2 London's Green Belt, Policy G3 Metropolitan Open Land and Policy G4 Open Space) and the borough's own assessment of needs and opportunities for sports facilities, and the potential impact that the development will have'.*

Local Planning Policy

The London Plan legally forms part of Harrow's Development Plan, sitting alongside the Local Plan, and planning decisions must have regard to both.

Harrow Council's Local Plan Core Strategy (adopted in February 2012) and its Development Management Policies (adopted in July 2013), cover the period 2009 to 2026. Work is now underway on preparing a new Local Plan to 2041 to coincide with the new London Plan. The proposed timetable in the Council's Local Development Scheme (V8 – November 2019) was for adoption of the revised plan in Spring 2023. This programme has slipped in light of the Covid pandemic and other factors.

The assessment of needs and opportunities for indoor and outdoor sports facilities which inform this Strategy is a key part of the first stage of work to

¹ A network of interlinked multi- purpose open spaces with good connections to the areas where people live and work, public transport, the green belt and the Thames.

provide an updated evidence base that will underpin the policies for sports and recreation facilities to be included in the new Local Plan as it is developed.

At the time of publication of this study (Spring 2023), and pending the adoption of a new Local Plan, the operational Local Plan within Harrow comprises a suite of existing development plan documents. Those of most relevance to this study include:

- The Local Plan Core Strategy (adopted February 2012) which sets out a vision for the future development of the borough covering the period from 2009 to 2026.
- The Site Allocations Local Plan (adopted July 2013) which gives effect to the spatial strategy and principles set out in the Core Strategy.
- The Development Management Policies Local Plan (also adopted in July 2013) which sets out criteria-based policies against which planning applications will be assessed.

As part of the annual review of the Indoor and Outdoor Sports Facilities Strategy the most relevant policies and any subsequent changes will be applied to the Council's strategy and re-issued accordingly.

Although Open Spaces fall outside the scope of this Indoor and Outdoor Sports Facilities Strategy, it is recognized that access to suitable open space is critical to community health and wellbeing. Furthermore, the provision of traffic free links between open spaces in order to create a Green Grid¹ provides a valuable resource for a range of free to access sports and recreation activities including walking, horse riding and cycling.

The Harrow Core Strategy recognizes the key role of open spaces to sport and recreation through clear commitment to implementing Green Grid

projects as stated in Overarching Policy F as follows:

Core Policy CS1

F. 'Harrow's open spaces and green grid will be managed as an interconnected, multifunctional environmental resource that contributes to biodiversity, adaptation to climate change, and to people's health and wellbeing. The quantity and quality of the Green Belt, Metropolitan Open Land, and existing open space shall not be eroded by inappropriate uses or insensitive development. The reconfiguration of existing open space may be permitted where qualitative improvements and/or improved access can be secured without reducing the quantity of the open space. The provision of new open space will be sought as part of major development proposals, and to deal with identified deficiencies, such as in the provision of play areas for both children and young people.'

The Council's overarching policies for the provision of new community, sport and education facilities - and for the retention and enhancement of existing provision - are set out in the following three development management policies:

Policy DM 46: New Community, Sport & Education Facilities

- A. *'Proposals for the refurbishment and re-use of existing premises for community, sport and educational facilities will be supported.*
- B. *Proposals for the provision of new community, sport and educational facilities will be supported where:*
 - a) *they are located within the community that they are intended to serve;*
 - b) *subject to (a) they are safe and located in an area of good public transport accessibility or in town centres; and*
 - c) *there would be no adverse impact on residential amenity (see Policy DM1) or highway safety.*

- C. *New education and indoor sport development should make provision for community access to the facilities provided.*
- D. *Proposals for the conversion of employment floorspace to community and educational uses will be considered having regard to:*
 - a) *the principle of the loss of employment floorspace space in accordance with Policy DM31: Supporting Economic Activities and Development & DM32: Office Development;*
 - b) *the impact of the use upon on other legitimate uses within the building and neighbouring buildings; and*
 - c) *the adequacy of parking and access arrangements.*
- E. *Proposals that would compromise any component of this policy will be refused.'*

Policy DM 47: Retention of Existing Community, Sport & Education Facilities

- A. *'Proposals involving the loss of an existing community, sport or educational facility will be permitted if:*
 - a) *there is no longer a need for that facility (having regard to the amount of local patronage, the quality of facilities offered and the duration and extent of marketing); or*
 - b) *there are adequate similar facilities within walking distance which offer equivalent provision; or*
 - c) *the activities carried on are inconsistent and cannot be made consistent with acceptable living conditions for nearby residents, or*
 - d) *the redevelopment of the site would secure an over-riding public benefit.*
- B. *Proposals for the redevelopment of community or educational facilities that secure enhanced re-provision on the site, or on another site which improves accessibility, will be supported.'*

Policy DM 48: Enhancing Outdoor Sports Facilities

- A. *Proposals that would increase the capacity and quality of outdoor sport facilities, and those that would secure community access to private facilities, will be supported provided that:*
 - a) *there would be no conflict with Green Belt, Metropolitan Open Land and open space policies (see NPPF paragraphs 87-89, London Plan Policies 7.16 and 7.17, and Policy DM18: Protection of Open Space);*
 - b) *the proposal would not be detrimental to any heritage or biodiversity assets within or surrounding the site (see Policies DM7: Heritage Assets, DM20: Protection of Biodiversity and Access to Nature & DM21: Enhancement of Biodiversity and Access to Nature); and*
 - c) *there would be no adverse impact on residential amenity (see Policy DM1) or highway safety.*
- B. *Proposals for uses that would support outdoor sporting uses will be supported where they are:*
 - a) *ancillary in terms of size, frequency, use and capacity; and*
 - b) *do not displace or prejudice facilities needed for the proper functioning of the principal outdoor sports uses.*
- C. *Proposals for floodlighting will be supported where it would enhance sport facilities and would not be detrimental to the character of the open land, the amenity of neighbouring occupiers nor harmful to biodiversity.*

London Borough of Harrow
Indoor and Outdoor Sports Facilities Strategy
2024 - 2037
Appendix H – Action Plan



Appendix H- Action Plan

The main strategy includes a list of projects to be delivered in Harrow as a priority (Section 4, figure 4.1 and 4.2). The tables below (Figure H1 and H2) outlines a number of other longer term projects that were identified as needed but deemed less of an immediate priority due to either the need for wider feasibility and viability testing, the level of funding required or the facility ownership being outside of Council control. Figure H3 lists sites which present opportunities for providing or extending community sports

and Figure H4 list sites that are not identified either in Fig 4.1/4.2 (for enhancement or new provision) or H3 (opportunity sites) but are in need of protection for community sport through the planning system (H4). It should be noted that the omission of any playing pitch site from this Strategy or its appendix is not an endorsement by the Council, Sport England or the relevant national governing body of that sport of its disposal.

Figure H1 Longer Term Priorities and Actions in Harrow (Playing Pitches)

Site	Facility type	Timescale	Priority Actions	Lead	Partners
Harrow Town Sports Club	Cricket	Med	Club to investigate opportunity and funding to upgrade the NTP	Club	LBH / EBC
John Rumney Playing Fields	Football	Long	Work with the club to investigate the feasibility of upgrading the pavilion.	LBH / Club	FA
Kenton Rec. Ground	Football	Long	Investigate the feasibility to install a MUGA to reduce recreational use of formal pitches. Investigate the feasibility of upgrading or replacing the pavilion.	LBH	FA
Kenton Sports Club	Cricket	Long	Work with the club to investigate the feasibility of upgrading the pavilion.	LBH / Club	ECB
Krishna Avanti Playing Fields	Football	Long	Investigate the feasibility to install floodlights to the 3G ATP to accommodate community use	School	LBH / FA
London Post Office Sport & Social Ass.	Cricket American Football	Med	Work with the club to improve the maintenance of the fine turf pitch	LBH / Club	ECB
Millhillians Sports Ground	Cricket	Med Long	Upgrade or replace NT practice nets Upgrade or additional NTPs Work with the club to investigate the feasibility of upgrading the pavilion	LBH / Club	ECB
Montesole Playing Fields	Cricket	Long	Work with the club to improve the maintenance of the fine turf pitch Work with the club to investigate the feasibility of replacing the pavilion	LBH / Club	ECB
Nower Hill High School	Football	Long	Investigate the feasibility to install floodlights to the 3G ATP to increase community use	School	LBH / FA

Figure H1 Longer Term Priorities and Actions in Harrow (Playing Pitches)

Site	Facility type	Timescale	Priority Actions	Lead	Partners
Orley Farm School	Hockey	Long	Resurface sand-based ATP linked to secure community access Investigate the feasibility and funding to provide changing provision near to the sand-based ATP to facilitate hockey matches.	School	LBH / EH / Club
Park High School	Football	Long	Work with school to investigate the feasibility of providing ancillary facilities on sports field to enable community use of site.	School	LBH / FA
RCT Sports Ground	Cricket	Med Long	Upgrade or replace NT practice nets Work with the club to investigate the feasibility of upgrading the pavilion	LBH / Club	ECB
Roxbourne Park	Cricket / Football	Long	Investigate the feasibility of upgrading the pavilion	LBH	ECB /FA
Saddlers Mead Open Space	Cricket / Football	Long	Investigate the feasibility of replacing the pavilion	LBH / Club	ECB / FA
Shaftesbury Avenue	Rugby / Cricket	Med Long	Improve maintenance to grass pitches Work with club to investigate the feasibility and funding to replace the pavilion Investigate the feasibility of reinstating the fine turf pitch or an NTP to facilitate new junior Cricket activity.	LBH / Club	RFU / ECB
Stanmore Common	Cricket	Long	Work with the club to investigate the feasibility of upgrading the pavilion	LBH / Club	ECB
William Ellis Sports Ground	Football	Long	Investigate the feasibility of reopening the site for community use.	LBH	FA
Sites to be identified	Cricket	Long	Investigate the feasibility and suitability of locations for 3 new fine turf pitches in the borough to suit the growth demand of clubs (the need is greatest in the south west of the borough)	LBH / ECB	Clubs

Figure H2 Longer Term Priorities and Actions in Harrow (Built Facilities)

Site	Facility type	Timescale	Priority Actions	Lead	Partners
Bannister Outdoor Sports Centre	Athletics Other sports	Medium / Long	Identify funding to enable the track to be refurbished in 2026. Investigate the feasibility of providing new spectator and changing facilities. Investigate opportunities to add additional facilities on site.	LBH	UK Athletics
Canons High School	Sports Hall	Medium / Long	Ensure community use is secured through planning conditions and a community use agreement for the proposed new sports hall build.	Canons High School	LBH
Harrow School Sports Complex	Sports Hall, Swimming, Fitness	Medium / Long	To complete the rebuild of the Sports Complex increasing the Swimming provision by adding a learner pool and the Sports Hall provision by 4 courts (8 courts in total). Ensure community use is secured through planning conditions and a community use agreement.	Harrow School	LBH
Harrow Skate Park	Skate Park	Long	The council to support the User Group to work with Skateboard GB, Sport England, London Sport, and other potential external funders to identify funding sources to review options to rebuild Harrow Stake Park	LBH, User Group	Skateboard GB, SE London Sport
Hatch End Pool	Swimming	Long	Consider a future options appraisal for Hatch End Swimming Pool based on FPM recommendations	LBH	
Venue to be decided	Tennis	Medium / Long	Investigate the feasibility of providing a community indoor tennis facility in the area.	LBH	LTA
Venue to be decided	Cycling	Medium / Long	Work with Harrow Cycle Hub to identify a base for the club and possible closed road circuit. Investigate options and feasibility at Kenton Rec. Ground.	Harrow Cycle Club / LBH	British Cycling
Venue to be decided	Archery	Medium / Long	Liaise with Bowmen of Harrow to identify a new base for their activities.	Bowmen of Harrow / LBH	Archery UK
Venue to be decided	Korfball	Medium / Long	Investigate the feasibility of sufficient space and court time for Korfball provision in the area	LBH, Korfball Teams	Korfball GB

Figure H3 Opportunities for providing or extending community sports opportunities to be investigated further at the following sites, all pending funding and relevant permissions; all potential opportunities listed are dependent on the support of the site owners/operators

Site	Facility Type	Timescale	Potential actions	Partners
New School Sites	Sports Hall. Pitches	Medium / Long	Ensure community use of facilities is included as part of any new development through planning policy.	LBH / Education providers

Figure. H4 Other Playing Pitch Sites for Protection

Site	Sport
Arnold House School	Cricket
Bentley Wood High School for Girls	Football
Byron Recreation Ground	Football
Chandos Recreation Ground	Cricket
Harrow Borough Football Club	Football
Harrow Cricket Club	Cricket
Harrow Weald Recreation Ground	Football
The Crofts Playing Field	Football
The Lyonian Pavilion	Football
West Harrow Recreation Ground	Cricket