



STARTING LINETM

TRACK & FIELD FOR YOUNG ATHLETES

NOVEMBER-DECEMBER 1976 VOL. 6 NO. 45 P.O. BOX 878, RESEDA, CALIFORNIA 91335

AAU-RCAA & J.O. CROSS-COUNTRY NATIONALS RESULTS AND HIGHLIGHTS



**Year — End List
of Best Performances**

FORUM

PRESIDENT'S COMMISSION ON OLYMPIC SPORTS - EXECUTIVE SUMMARY

The September/October issue of *STARTING LINE* Magazine excerpted the first part of a summary of the report to the President, which analyzed the present situation in the U.S.A. and made a comparison of the organization in foreign countries. The second part, below, summarizes the possible solution as recommended by many individuals and organizations.

NEED FOR REORGANIZATION OF AMATEUR SPORTS

The President's Commission on Olympic Sports has utilized several fact-finding techniques in order to collect a broad base of data on the present system of Olympic sports. These research efforts and a subsequent analysis of findings have influenced the scope and direction of the Commission.

Two areas in particular are affected: first, international sports competition cannot be studied in isolation from national and lower levels of competition; second, the current Olympic sports are closely intertwined with other internationally affiliated amateur sports in their management, financing, and development and therefore cannot be studied apart from these other sports.

The major conclusion resulting from this research is that while much is being and has been accomplished by existing organizations in the development of amateur sports, there are serious problems which suggest the need for reorganization of amateur athletics if there is to be any significant improvement. The Commission is supported in the conclusion almost unanimously by the existing amateur sports powers in the U.S. and internationally, although they disagree on the specific details of implementation.

Several national and international sports federations have suggested the U.S. organize its amateur sports system into a vertical structure and designate one organization to be in charge.

"Vertical organization" implies an organizational structure wherein the national governing body in each sport has responsibility for promoting and developing that sport and for serving the needs of athletes and other participants; all the organizations conducting major programs in a sport are members of the national governing body for that sport; and there is a regionalized system of organization feeding into the national level, comprised of regional, state, and local affiliates of the national governing bodies or their members.

Such an organization must be free from political or government control. The "highest sports authority" would be proposed with specific responsibilities for national amateur sports programs, such as plan development, research, funds allocation, coordination, etc.

②

Underlying many of the proposed responsibilities is that sports organizations should be accountable for accomplishing their mission of serving and developing athletes and other participants under their jurisdiction. A second element underlying the proposals is that this authority could provide support to existing organizations, as needed, to better accomplish their mission. This might take the form of financial, technical or managerial assistance; coordination; or comprehensive planning.

THE MODEL OF A HIGHEST SPORTS AUTHORITY

A highest sports authority is conceived as a permanent organization of national scope with responsibility for those essential functions not currently being carried out by existing organizations and for mobilizing existing financial, technical and organizational resources in support of a comprehensive national amateur sports effort.

To accomplish this, the highest sports authority would have as its goals to:

- (1) Represent the interest of the public in amateur sports,
- (2) Provide leadership and a central focus for all activity in amateur sports,
- (3) Formulate and maintain an informed national policy for amateur sports to guide government and non-government groups in their respective areas of activity,
- (4) Foster good and productive working relationships among organizations and resolve any conflicts involving organizations and/or athletes that arise,
- (5) Coordinate the interest and activities of existing sports-related organizations,
- (6) Ensure that national governing bodies are responsive to the needs and act in the best interests of athletes and the public at large, and
- (7) Support the activities of existing organizations with financial, managerial and technical assistance.

The issue of financing a "highest sports authority" involves two major areas: source and amount. The amount is a factor of whether the authority is to be an existing organization given new responsibilities or a newly established organization and what its directives are.

Potential sources of funding include Congressional appropriations, grants from professional sports associations, a national lottery, a stamp or coin program and private donations, among others.

Opinions expressed in this column are not necessarily those of the editors of *STARTING LINE*. It is hoped that the pertinence and timeliness of the subjects discussed will stimulate our readers to re-examine their attitudes toward the sport of Track & Field. The editors invite comments on these and other topics.

From the Mail Box

AGE GROUPING DEBATE CONTINUES....

Although the January 1 cut-off benefits the members of my team, the executive board of my club and myself still feel that it is an extremely unfair system.

I would like, therefore, to express my dissatisfaction with the decision by the national AAU Committee to use January 1 cut-off for all types of AAU competition in 1977. I realize that this is a universally accepted international cut-off date, but I still strongly disagree with it.

My suggestions: Use Age as of Day of Race for all competition, such as the RRCA system, or use separate cut-offs yearly 1) Sept. 1 for Cross Country 2) Jan. 1 for Indoor Track and 3) April 1 for outdoor track season and summer.

The New Hyde Park Roadrunners recently protested the Jan. 1 Cut-off by not sending any girls to the National AAU X-C meet in Miami. The age as of day of the race which was used in Raleigh, NC, for the boys and girls was a much more intelligent and fairer setup.

ED QUINLAN, Coach
New Hyde Park PBC, NY

IT'S A PUZZLEMENT....

After waiting these many months for the results of the RRCA Postal Meet of Miles, we were ultimately disappointed.

Our local race was held June 19, 1976, at Cal State, Dominguez Hills, and (I Believe) the Blue Angels were in charge of the event. As I recall the Rialto Road Runners won nearly all of the age group divisions, but were strangely absent from the national results.

I am particularly aware of this omission, since our 7-under daughter completed her race in 6:52.6, which should have given her 4th place in the final results this year. In the 9-under Boys, Craig Hooker completed the mile in 5:36.3, which would have resulted in his being listed in third place in the national tabulation.

This leads me to conclude that the results of this meet were never submitted. And this leads me to wonder why we traveled to Dominguez Hills and paid our entry fees. Finally, I wonder what was done with our entry fees, since it seems they were not used for the paperwork and postage to submit the results.

But to confuse the issue, I find that in the 12-13 Boys results, the Rialto Road Runners miraculously appear as the second ranked 3-boy team. This leads me to wonder how, on earth just one event's results found its way to the final tabulations. To borrow a phrase, "It's a puzzlement."

BARBARA DOODY,
Upland, CA



NOVEMBER-DECEMBER 1976
VOL. 6 NO. 45

STARTING LINE

P.O. BOX 878, RESEDA, CALIFORNIA 91335
(6402 Enfield Avenue, Reseda)

Published and Edited
by
MAX ZUCKER

Advertising & Promotion **MAGGIE PENTURFF**
Graphics **JOHN ROBB**

STARTING LINE depends on contributions of results, news, opinions and photos from all of our readers (athletes, coaches, officials, parents, and general followers of junior and age group track and field).

It is more likely that your contributions will appear in the pages of STARTING LINE if you adhere to the following guidelines when submitting material:

Results

Include first and last name of at least the first three competitors in each event, along with hometown or team affiliation, time or distance of each competitor listed, type of track (dirt or all-weather), wind conditions (the more specific the better), height of hurdles, weight of implements (shot, discus, etc.). Also include heat or qualifying round marks (if better than final mark) and birthdates on top athletes would be helpful for best performance lists.

News

General interest items (in contrast to news merely of your team or of one individual) are more useful. We want material on both **boys and girls** (such as schedules of upcoming events, new teams or programs, background info on area, athletes, etc.), especially from areas which haven't gotten much space before.

STARTING LINE is published every two months — February, April, June, August, October and December.

Second class postage paid at
Reseda, California 91335

SUBSCRIPTION RATES

Regular Mail

One Year (6 issues) \$5.00
Two Years (12 issues) \$9.00
Three Years (18 issues) \$12.00

CHANGE OF ADDRESS

If you're moving, please let us know three weeks before changing your address.

On the Cover PHOTO CREDIT

(Top Photo) With happy smiles on their faces, we see the top three finishers in the 14-15 division of the RRCA X-Country National Meet in New York. JILL HAWORTH of the Washington, D.C. CYO, the winner of the race, stands in the center, surrounded by JACKIE KELLY and TITA LEWIS, both girls also from the Washington, D.C. area. All three athletes were only 14 years old and will be back next year in the same division.
/Photo by DAVID ZINMAN/


(Bottom Left) KENNY CLARK of Rockledge High School in Florida, surprised quite a few "experts", as he won the 14-15 title at the National Junior Olympics X-Country Championships at St. Louis. A relative newcomer to the national scene, Kenny was most impressive as he defeated a talent loaded field./Photo by LARRY BENFIELD/

(Bottom Center) Amazing 15 year-old AILEEN O'CONNOR of College Park, MD, is seen winning her third National X-Country title in a row. Starting with the RRCA National meet, where she won running in the 16-17 division (in record time), continuing with a solo win at the Girls AAU Championships at Miami, and finishing with another sparkling performance at St. Louis. /Photo by LARRY BENFIELD/

(Bottom Right) FRED CARLEY of Niceville, Florida, had already distinguished himself during the summer, winning the 12-13 two-mile title at the Boys Nationals at Xenia; his 10:02.0 performance at that meet stands as the best Age-12 mark at that distance. He followed this exploit with a most successful X-Country season, winning the RRCA and the Junior Olympic national titles. He will be back in this same division next year! /Photo by LARRY BENFIELD/

From the Publisher

Approximately four years ago, we profiled a very young girl STEPHANIE KEEL of Albuquerque, New Mexico. Her story was one of courage and dedication to life. We would like to bring an update about this remarkable youngster, as told to us by her mother, certain that it will be an inspiration to all of us, as we start this new year.



"Stephanie, as you will remember, was six years old at the time you had a profile on her back in 1972. She is the little handicapped girl who suffers from chronic osteomyelitis of the right leg, is partially deaf and is a lip reader.

"Stephanie also suffers from kidney disease, has asthma and has a deficiency clinically known as agammaglobulinemia. She takes weekly allergy shots and monthly gamma globulin shots.

"Stephanie is now competing for her 7th season in the 9-under division. She has run in the National X-Country Championships five times and has brought her mile time down to 6:29.1.

"She took two bronze medals in the regional Junior Olympics in the mile and the baseball throw. She is not great, but she is a true competitor. She does not know the word "can't" and her first love is track and field.

"She played a part in the movie "Upset John", a film about the great miler John Baker, who was her coach and who passed away of cancer. Her life was pictured in the thirty minute film which was filmed here this summer by Brigham Young University.

"Stephanie is a good student in the 5th grade at Collet Park High School. She still runs for the Albuquerque Track Club, as does her 14 year old sister.

"Enjoyment of the sport is most important to Stephanie, and running has indeed kept her healthy. Her allergist insists that all his asthmatic patients participate in athletics, especially swimming and running. It has certainly been good advice for our young daughter"

RRCA X-COUNTRY NATIONALS

Photos by
DAVID ZINMAN Commentary by
KURT STEINER

VAN CORTLAND PARK, BRONX, NEW YORK NOVEMBER 7, 1976

A record field of 3,429 contestants from 26 States, boys, girls, men and women of all ages, came to attack the hilly cross country course of Van Cortland Park. The course had its inaugural 68 years ago, and is perhaps one of the oldest distance race in the country.

In the 6-7 Race, Pennsylvanian RICHARD DRAYTON won by a comfortable margin, while DAMEN WILLIAMSON of Philadelphia held off local runner GREG FLORIO (Edgemont TC).

ERIC HUSS of the DC C.Y.O., who only turned 9 in September, met local favorite MIKE CATALANELLO of Metuchen, NJ, head on in the 8-9 race and won decisively. Mike bounced back one week later, winning the NJ State Championships, while Eric went to Raleigh for the AAU Nationals where he placed second in a tough race.

In the 10-11 division, WAYNE WILLIAMS of D.C. CYO bested his teammate ERIC ANDERSON by one second, starting his string of three national titles before the year was up.

The local favorites in the boys' 12-13 were upset by two out-of-staters. FREDDY CARLEY of Niceville, FL, the '76 two-mile champion in that division, didn't let the change of climate get to him, winning rather easily over Virginia's WINSTON HURST. The boys that were expected to battle for the crown ended up fighting it out for third which went to JOHN COLLINS of Jenkintown, PA.

In the boys' 14-15 division, over 400 runners assembled and starter Tom Hyland fired the gun, sending away the largest single field ever in one X-Country race at Van Cortland Park. VINCENT DRADY of Crestwood, NY, won the scramble in good time over BO BARKER of Bethesda, MD and teammate DON KERVIN who just edged out well known BRIAN PHARR of Philadelphia, PA, (Brian is the '76 half-mile champ).

17 year-old TOM RATCLIFFE of Rhode Island destroyed the former course record in this division with an excellent 15:42.6 for the three-mile race. RANDY BAILEY (PA) won a highly fought runner-up spot over 16 year-old VIN DEUSHEL (NJ). They also were under the former standard.

Seven year old SETH HANLON of Olney, MD, ran all by herself most of the way (except for the official pacer, so as not to run off the course, because of her age), winning easily the 6-7 girls division, just missing Davida Jackson '73 record by a scant 2 seconds.

8 year-old TERRI WILSON of the D.C. CYO won the 8-9 girls race handily over JENNY MARKS (MD) and JEAN ROBERTSON (MA). Another 8 year-old MONICA ROY (D.C. CYO) was close.

DAVIDA JACKSON of the D.C. CYO team remains undefeated in New York. The 10 year-old won once again in near record time, missing the old standard by 1 second. She now has won four championships in a row. She was followed by her teammate MARISA WISNIEWSKI and DEBBIE GRAIM of New York.

12 year-old KIM GALLAGHER of the Ambler Olympic Club, PA, outdid herself, winning her fourth RRCA championship. Giving her good competition in this 12-13 race was another 12 year old THAYER PLANTE of Cambridge, MA, followed by a good fight for third between Kim's teammate MARISA SCHMITT and TRACY GRANT of the Washington, D.C. CYO.

In the 14-15 division, the favored AILEEN O'CONNOR of the CYO team skipped this race and decided to move up to the 16-17 girls three-mile event, thereby creating a sensational performance by five 14 year olds. JILL HAWORTH, another member of the powerful CYO squad, won the race over four other 14 year-olds, JACKIE KELLY (DC), TITA LEWIS (DC), JOANNE CHOINIERE (RI) and MARILYN FERNANDES (MA).

Meanwhile, 15 year old AILEEN O'CONNOR was creating havoc in the 16-17 division, not only winning as she pleased, but breaking the course record in this age group by almost one minute. Behind her came the two stars of the Long Island Golden Spikes, KELLY O'TOOLE (who also broke the old record) and NANCY FRANK. In 4th was last years champ ELEANI KELLY.

Prior to the meet, JAN MERRILL of the New London AA (CT), the 20 year old Olympic 1500m finalist, was chosen as the outstanding 1975-76 RRCA Age Group Athlete.




Determined group of 7 and under youngsters attacking the tough 1.5 mile Van Cortland Park course.

Boys 6-7 (1.5 miles)		Boys 8-9 (1.5 miles)		Boys 10-11 (1.5 miles)		Boys 12-13 (1.5 miles)		Boys 14-15 (1.5 miles)	
Richard Draton, PA	10:48	Eric Huss, DC	9:41	Wayne Williams, DC	9:01	Eric Anderson, DC	9:02	Wayne Williams, DC	9:01
Damen Williamson, PA	:57	Mike Catalanello, NJ	9:53	Eric Anderson, DC	9:02	John Olenik, MD	9:21	Richard Draton, PA	10:48
Greg Florio, NY	10:58	Brian Bambrick, NY	9:59	John Olenik, MD	9:21	Joe Sheppard, MD	9:22	Mike DiTommaso, NY	9:50
Eugene Rodgers, NY	11:16	George Newman, PA	10:03	Danny Anderson, MA	10:05	Danny Anderson, MA	10:05	Kevin Dahm, OH	9:50
Ernest Brown, PA	11:23	Danny Anderson, MA	10:05	David Bernard, OH	10:07	Tremaine McNeill, PA	:08	Mark Johnson, PA	9:52
Gregory Holmes, NJ	:37	David Bernard, OH	10:07	Tremaine McNeill, PA	:08	Aron Johnson, PA	10:12	Sean McCreay, NY	9:53
Mike Washington, PA	:38	Aron Johnson, PA	10:12	Shareif Hall, PA	10:17	Pat Coyne, NY	10:18	Gil Bainbridge, PA	9:54
George Weis, NY	11:39	Shareif Hall, PA	10:17	Pat Coyne, NY	10:18	David Brunigh, PA	10:18	Pat Morris, NJ	9:55
Brian White, NY	11:41	Pat Coyne, NY	10:18	David Brunigh, PA	10:18	Joe Powers, NY	10:24	Edward Lilly, PA	9:56
John Daley, MD	11:47	David Brunigh, PA	10:18	Joe Powers, NY	10:24	Randy Valenfino, MI	10:25	John Hensckel, MA	9:58
Tom Costigan, DC	11:52	Joe Powers, NY	10:24	Randy Valenfino, MI	10:25	Brian Feitel, VA	10:28	Jerry Bednoski, NJ	10:00
Walter Cmielwzki, NY	:53	Randy Valenfino, MI	10:25	Brian Feitel, VA	10:28	Marco Miller, OH	10:29	York Meade, NJ	10:03
Danny Fitzhenay, NY	11:54	Brian Feitel, VA	10:28	Marco Miller, OH	10:29	Keith Lindsey, DC	10:30	Alan Laws, PA	10:04
Mike McConnell, NY	11:55	Marco Miller, OH	10:29	Keith Lindsey, DC	10:30	Frank Rago, NY	10:31	Kevin Houser, NJ	10:06
John Winfough, NY	11:56	Keith Lindsey, DC	10:30	Frank Rago, NY	10:31	Richard Gerstemeier, PA	2:02	Bradford Kelly, NY	:06
Ethan Sierka, MD	11:58	Frank Rago, NY	10:31	Richard Gerstemeier, PA	2:02	Gavin Sloan, TN	10:33	Eric Vogel, NY	10:08
Damian Tiernan, NY	11:59	Richard Gerstemeier, PA	2:02	Gavin Sloan, TN	10:33	John Clay, MD	10:34	Ricky Holtz, MD	10:09
Jeff Shore, PA	12:00	Gavin Sloan, TN	10:33	John Clay, MD	10:34	Andy Martin, KY	10:35	Chris Dougherty, NJ	10:10
Dennis O'Leary, CT	12:04	John Clay, MD	10:34	Andy Martin, KY	10:35	Neil Romasek, OH	10:37	Brian Callahan, NY	10:11
Keith Gibbons, NY	12:05	Andy Martin, KY	10:35	Neil Romasek, OH	10:37	Anthony Smith, NJ	10:38		
		Neil Romasek, OH	10:37	Anthony Smith, NJ	10:38	Peter Swasnick, NY	:39		
		Anthony Smith, NJ	10:38	Peter Swasnick, NY	:39	Travis Lawrence, NJ	10:45		
		Peter Swasnick, NY	:39	Travis Lawrence, NJ	10:45	Gregg Platis, NY	10:49		
		Travis Lawrence, NJ	10:45	Gregg Platis, NY	10:49	Tom Golsen, MD	10:51		
		Gregg Platis, NY	10:49	Tom Golsen, MD	10:51	Tony Mitchell, PA	10:53		
		Tom Golsen, MD	10:51	Tony Mitchell, PA	10:53	Evan Beck, NY	10:55		
		Tony Mitchell, PA	10:53	Evan Beck, NY	10:55	Andrew McDonald, NY	10:59		
		Evan Beck, NY	10:55	Andrew McDonald, NY	10:59				
		Andrew McDonald, NY	10:59						

Boys 16-17 (3.0 miles)		Girls 6-7 (1.5 miles)		Girls 8-9 (1.5 miles)	
Howard Todd, VA	8:25	Beth Hanlon, MD	11:09	TERRI WILSON, DC	10:04
Tony Ruiz, NY	8:26	Nicole Herb, PA	11:41	Jenny Marks, MD	10:10
Sean Tracey, PA	8:27	Ann Palermo, MD	12:40	Jean Robertson, MA	10:13
Mike Bessel, NY	8:28	Any Hender, NY	12:41	Monica Roy, DC	10:17
Mark Sottis, PA	8:30	Sally Bennett, NY	12:42	Kathy Welsh, OH	10:18
Raymond McCarthy, NY	8:30	Lauren Latrany, NY	12:43	Debbie McDonough, MA	:28
John Clarke, NJ	8:31	Erika Liesel, PA	12:52	Larrietta Johnson, NY	:28
Jeff Knowles, WV	8:32	Anne Catalanello, NJ	13:01	Kathy Raisbeck, MD	10:49
LeRoy Jackson, NY	8:34	Karen Wolyniec, NY	13:06	Beth Steward, PA	10:52
Raymond Bonnett, RI	8:35	Dawn O'Brienski, NY	13:08	Betsy Schmid, DC	10:53
Steven Washington, DC	8:36	Eileen Taylor, NY	12:13	Dorothy Albright, NJ	:54
Ken Gong, NY	8:37	Glória Valderama, NY	:26	Donna Thompson, PA	11:01
Pat Fahey, PA	8:41	Shiala Warren, NY	12:31	Melicent Davis, NY	11:04
William Wood, NY	8:44	Tricia Meade, NY	12:35	Kris Keuffner, NY	11:05
Bob Fredrick, MD	8:45			Lisa Barchitta, NY	11:06
Keith Flood, NJ	8:46			Gerry McGill, MA	11:10
William Murphy, MA	8:47			Stormie Gunisch, MI	11:13
Keith To, NY	8:48			Joanne Wozniak, PA	11:17
Peter Antkowiak, NY	8:50			Greta Kim, MD	11:19
Dave Walsh, NY	8:51			Robbie White, NY	11:21



TOM RATHCLIFFE,
Boys 16-17 Champion



No captions are needed for
this joyful picture.

Girls 10-11 (1.5 miles)

David Jackson(10)DC	9:17
Marisa Wisniewski,DC	:22
Debbie Graim,NY	9:28
Maureen Conroy,DC	9:45
Mary Waldron,NJ	9:51
Monica Roy,DC	9:53
Jenny Hodgson,MA	9:57
Denise Sague(10)PA	9:58
Linda Dorney,MD	9:59
Arlene Mahoney,MA	10:01
Yvette Cash,NY	10:02
Kim Van Helden,NY	10:09
Sandy McGill,MA	10:10
Sue Walsh,NY	10:11
Rita Schrader,NY	10:12
Gabrielle Costigan,MD	10:13
Becky Nathan,MD	10:17
Gloria Wise(10)MI	10:19
Jinx Mancini,VA	10:20
Joan Fenstermaker,NY	:21
Rita Cyran,NY	11:22
Kim Willey,PA	11:23
Gabrielle DiFiore,PA	:26
Diane Weiss(10)OH	11:27
Karen Wilson,PA	11:29
Cindy Raley(10)MD	11:31
Patty Watson,PA	11:34
Caryn Watson(10)PA	11:35
Lynn Nicholas(10)NY	:36
Kiernan O'Toole(10)NY	37

Girls 12-13 (1.5 miles)

Kim Gallagher(12)PA	9:15
Thayer Plante(12)MA	9:19
Tracy Grant,DC	9:26
Lisa Renner,OH	9:32
Keleigh Baldwin(12)PA	36
Kimie Kelly(12)LC	9:37
Mary Davin,DC	9:37
Kathleen McCall,DE	9:38
Sheila Wall,NY	9:39
Sharon Dillon(12)MD	9:42
Marianne Williams,NY	:43
Susan Ruiz,OH	9:44
Marjorie Bessel(12)NY	45
Susan Kinnecone(12)DC	48
Kathy Sullivan,NY	9:51
Terry Walsh,NY	9:52
Gina Petruccielli,MD	9:53
Val Fisher,PA	9:53
Cynthia Zich,MD	9:57
Emma Leale(12)NY	9:58
Sue Hillery,NY	10:00
Kim Rousseau,NJ	10:04
Joyce Stewart,MD	10:05
Gwen Spurlock(12)PA	:06
Wendy Parker,NY	10:07
Donna DiSanto,NY	10:08
Tracey Wilson(12)PA	:12
Ann Bradon,PA	10:14
Patti Mills(12)MA	10:15

Girls 14-15 (1.5 miles)

Jill Haworth(14)DC	9:00
Jackie Kelly(14)DC	9:11
Tita Lewis(14)DC	9:18
Joann Choiniere(14)RI	22
Marilyn Fernandes,MA	:23
Judy Wisniewski,DC	9:24
Mary Healy,MA	9:25
Mary Brody(14)Canada	:29
Becky Ruiz(14)OH	9:31
Marlana Costom(14)PA	:32
Lindy Yeager(14)OH	9:37

Girls 16-17 (3.0 miles)

Aileen O'Connor,DC	17:16
Kelly O'Toole,NY	17:43
Nancy Frank,NY	18:14
Lalani Kelly,DC	18:24
Nancy Fitzgerald,NJ	18:55
Claire Sullivan,MA	19:12
Cindy Pimental,MA	19:40
Kathy Conroy,DC	19:40
Shelly Loston,PA	19:45
Marianne McKay,NY	19:59

BOYS AAU X-COUNTRY CHAMPIONSHIPS

RALEIGH, NORTH CAROLINA NOVEMBER 20, 1976
from BOB BAXTER

Over 500 boys from 20 states took part in this 4th Boys Age Group X-Country Championships. A progressive innovation was the conversion of all distances to the metric system. The 11 & under divisions ran over 3km, which is equivalent to 1.86 miles and the older boys ran 4km or 2.48 miles.

WARREN MILLER of Mt. Lebanon, PA, won the 7-under race in an excellent time for the distance.

In the 9-under race, CRAIG HOOKER of Rialto, CA, the 1976 mile champion, ran away from ERIC HUSS (D.C. CYO) who three weeks earlier had won the RRCA National meet in New York. Behind them STEPHEN HAIRE of Ohio's Arrow TC and Albuquerque's GLEN MORGAN, last year's 7-under winner, fought it out to the wire for third spot, with Stephen just ahead.

This has been a fantastic year for 11 year-old WAYNE WILLIAMS of the Washington, D.C. CYO. This summer he won both 880 and mile at the Boys Nationals in Ohio, did it again at the East Coast Classic, continued by taking the RRCA X-Country Nationals and now winning this title as well.

It didn't come easy, however, as he had to battle Rialto's DANIEL BELL to the very end. Raleigh's pride BUBBA GWYNN (5:07.5/Mile) was third, followed by Wayne's teammate ERIC ANDERSON, the best ever Age-10 880 performer (2:18.0).

ROBERT PLANTA of the Orange Coast Blue Angels, CA, took sweet revenge over FRED CARLEY of the NW Florida TC, taking the 12-13 title in an exciting race. Fred, the division two-mile champion, had already won the RRCA Nationals and went on from this meet to also take the National JO. In this meet, however, he couldn't fare better than third, losing runner-up spot to solid distance ace TIM SANCHEZ of the Duke City Dashers of Albuquerque, NM.

BRIAN PHARR of the Morris Estates TC, PA, better known as a class 880 runner ('76 National Champ), was outstanding over the 2.5 mile course, winning the 14-15 race by a substantial margin.

New Mexico's GARY LEWIS was a strong winner in the 16-17 group over a talented field. An exciting battle for second place went to MIKE COTTON of Connecticut, who just edged out two national class runners of the Prairie State Striders of Illinois BOB HICKS ('76 best of 9:06.4/2-mile) and DAVE BEN-SEMA (9:07.0/2-mile). Bob and Dave led their talented team to a smashing victory in that division.

Boys 7-Under (3 kilometers)

Warren Miller, Mt Lebanon (PA)	12:33
Clark Hogan, CYTC (NC)	12:40
Eugene Rodgers, New Hyde Pk PBC	:56
Damon Williams, Mallery Ch(PA)	12:58
Gregory Holmes, DC CYO	13:04
Richard King, CYTC	13:42
Ernest Brown, Belfield Li (PA)	13:52
Greg Shuey (IL)	14:01

(26 Finishers)

Leading Teams

New Hyde Park Police BC (NY)	57
CYTC (NC)	90
Arrow Track Club (OH)	115
Kettering Striders (OH)	117
Duke City Dashers (NM)	158

Midget (10-11) Boys (3 kilometers)

Wayne Williams, DC CYO	10:08
Daniel Bell, Rialto Rd Runners	10:10
Bubba Gwynn, CYTC (NC)	10:24
Eric Anderson, DC CYO	10:31
Alfred Morgan, Duke City Dashers	:34
John Oleinik, Laurel TC (MD)	10:47
Glen Streiff, Duke City Dashers	:51
Gregg Vaughn, Prairie State (IL)	:55
Henry Wilson, DC CYO	10:56
Ralph Salcido, OC Blue Ang(CA)	11:00
Stephen Murray, N Hyde Pk PBC	11:07
Daniel Phillips, Tidewater Str(VA)	08
Gil Bainbridge, Ambler Oly(PA)	11:11
Andrew O'Donnell (NJ)	11:16
Shannon Ritchie, West Penn TC	11:17
Steven Almsay, CYTC (NC)	11:18
Eddie Ravan, Red Runners	11:19
Kevin Dahm, Kettering Striders	11:22
Guy Harper, DC CYO	11:26
David Conarty, Duke City Dashers	:27
Mark Miller, Mt Lebanon AA	11:29
Graig Barbieri, N Hyde Pk PBC	11:31
Chris Vanderhoff, N Hyde Pk PBC	:35
Hugh Flood, DC CYO	11:37
Troy Tribble, Morris Estate (PA)	:37
Joe Sheppard, Laurel TC	11:39
Tommy Carfagno, N Hyde Pk PBC	11:40

Bantam (8-9) Boys (3 kilometers)

Craig Hooker, Rialto RR (CA)	11:04
Eric Huss, DC CYO	11:21
Stephen Haire, Arrow TC (OH)	11:34
Glen Morgan, Duke City Dash (NM)	:35
John Gwynn, CYTC (NC)	11:40
Sharief Hall, Mallery Challenger	:51
David Bernard, Kettering Str (OH)	53
Patrick Coyne, N Hyde Pk PBC (NY)	55
B.J. Daugherty, Dormont TC(PA)	12:00
John Powderly, N Hyde Pk PBC	12:00
Joe Newman, West Penn TC	12:03
Voytek Kupczk, CYTC	12:04
Mathew Myers, Edgemont TC (NY)	12:05
David Breining, Whiz Kids (PA)	12:06
Evan Kluttz, CYTC	12:07
Frank Rogo, New Hyde Pk PBC	12:08
Richard Gerstemeier, Whiz Kids	12:14
Grd Reveal, Kettering Strider	12:18
Gregg Platis, New Hyde Pk PBC	12:18
John Clay, Olney TC (MD)	12:22
Ed Cybak, Arrow TC (OH)	12:23
Jeff Hudock, Arrow TC (OH)	12:24
Trip Paradise, Red Runners(GA)	12:25
Martin Woerner, N Hyde Pk PBC	12:27
Mitch Young, CYTC (NC)	12:29

(53 Finishers)

(Continued next page) 5

STILL AVAILABLE

200 multi-colored commemorative T-Shirts from this year's Boys X-Country Championships and the Junior Striders Girls Invitational are still available.

Medium and large sizes only.

They won't last very long at only \$3.50 per T-Shirt, including all postage and handling.

ORDER FROM:


JUNIOR STRIDERS, 800 Purdue,
Raleigh, NC 27609

RALEIGH, N.C.
NOV. 20, 1976

Junior Striders Girls
CrossCountry Invitational



AAU Boys National
CrossCountry Championships



Mike Norris, Rialto Rd Runners	11:42
Fred Grace, Duke City Dashers	11:42
Greg Casaus, Duke City Dashers	11:44
Brian Worley, Jeffrey's Grove(NC)	46
Paul Schrader, New Hyde Pk PBC	11:46
Harold Spells, Morris Estate	11:48
Chris Russell, West Penn TC	11:49
Gary Brunswick, DC CYO	11:55
Jimmy McKeahan, CYTC (NC)	11:56
(78 Finishers)	

Leading Teams	
CYO Track Club (DC)	57
Duke City Dashers (NM)	91
New Hyde Park Police BC (NY)	115
CYTC (NC)	137
Morris Estate TC (PA)	182

Youth (12-13) Boys (4 kilometers)

Robert Planta, OC Blue Angels	12:46
Tim Sanchez, Duke City Dashers	12:52
Freddy Carley, NW Florida TC	12:55
Frank Morgan, Duke City Dasher	13:10
James Gardiner, N Hyde Pk PBC	13:13
Steve Mead, Rialto Rd Runners	13:15
Chuck Lederer, Whiz Kids	13:17
Mike Assumma, Rialto Rd Runner	13:24
John Collins, Whiz Kids	13:26
Tom Wiltson, Laurel TC	13:29
Matt Christino, OC Blue Angels	13:35
Bill Francis, OC Blue Angels	13:40
Joey Cirrincioni (DC)	13:42
Louis Murphy (GA)	13:44
Tom Strelow, OC Blue Angels	13:44
Joe Clark (NJ)	13:51
Frank Jewett, Rialto Rd Runner	13:52
Paul Bray, OC Blue Angels	13:54
Danny Intile, DC CYO	13:55
Jim Ludovici, Whiz Kids	13:56
Robby Raisbeck, Laurel TC	13:57
Steve Poulin, Seacoast Str(NH)	14:00
Murray Coarty, Duke City Dashers	:01
Joseph Ayotte, Seacoast Striders	:03
Ken Glah, Whiz Kids	14:06
Ed Browne, Duke City Dashers	14:09
Andrew Flood, DC CYO	14:11
Ricky Wallace, CYTC (NC)	14:14
Ray Baldwin, DC CYO	14:19
Scott Thompson, CYTC (NC)	14:22
Chris Sherwin, DC CYO	14:25
David Hirschgesser, Duke City	14:26
Jon Kuhl, Whiz Kids	14:27
John Krupa, New Hyde Pk PBC	14:28
Robby Ryerson, Laurel TC	14:30
(86 Finishers)	

Leading Teams	
Orange County Blue Angels (CA)	57
Duke City Dashers (NM)	87
Jenkintown Whiz Kids (PA)	94
Laurel B&G Club (MD)	161
CYO Track Club (DC)	172

Intermediate (14-15) Boys (4 km.)	
Brian Pharr, Morris Estate	12:39
Rusty Humicut, CYTC (NC)	12:56

Shawn Ritchie, West Penn TC	13:00
David Evans, Friendly H (MD)	13:04
Paul Schaeffer, Friendly H (MD)	:07
Tim Krull, Elmhurst Park TC (IL)	:08
Phil Williams, Elmhurst Park TC	:09
Steve Boyd, Elmhurst Park TC	13:11
Steve Borsey, CYTC	13:12
Greg Wimer, Irmo TC (SC)	13:13
Tim Ely, Cary (NC)	13:14
Tim Hurtado, Duke City Dashers	13:16
Mike Frega, Elmhurst Park TC	13:17
Brad Michelsen (NC)	13:19
Steven Washington, DC CYO	13:20
Vincent Grimes, DC CYO	13:21
Kenneth Patterson, CYTC (NC)	13:26
Jeff Canter, Independent (NC)	13:30
Joe Briscoe, Chapel Hill Str(NC)	:31
Mark Lisy, Elmhurst Park TC	13:35
Pete Schuyler, Elmhurst Park TC	:36
David Garcia, Elmhurst Park TC	13:37
Stephen Filmer, Point TC (NY)	13:37
David Oakley, CYTC (NC)	13:38
Faluma McDougald, Stingers (NC)	:40
Zachary Barnett, Point TC	13:40
John Zubik (IL)	13:40
(92 Finishers)	

Leading Teams	
Elmhurst Park TC (IL)	54
CYTC (NC)	94

Senior (16-17) Boys (4 kilometers)

Gary Lewis, New Mex Intern'al	11:47
Mike Cotton, Millrose AA (CT)	11:54
Bob Hicks, Prairie State Striders	56
Dave Bensema, Prairie State	11:58
Chuck Aragon (NM)	12:04
Dan Morton, CYTC (NC)	12:12
Tracy Cahill, Prairie State	12:13
Jim Galen, Prairie State	12:14
Todd Peterson, Elmhurst Park	12:16
James Waquie, N Mex Intern'al	12:22
Robert Fowler (NH)	12:24
Jim Cooper, CYTC (NC)	12:26
Tim Good (MD)	12:27
Terry Bauer, Prairie State	12:28
Bob Bradshaw, Elmhurst Park TC	12:29
Tim Dunham, Elmhurst Park TC	12:30
Larry Gorman, Elmhurst Park TC	12:33
Curt Hoffman, Elmhurst Park TC	12:35
John Sullivan, Prairie State	12:38
Dan Mitchell, N Mex Intern'al	12:39
Mike Garcia, Elmhurst Park TC	12:40
Bill Moran, Prairie State	12:42
Brian Tolan, Prairie State	12:43
Meldon Sanchez, N Mex Int'l	12:45
Kevin Kopp, Elmhurst Park TC	12:46
(104 Finishers)	

Leading Teams	
Prairie State Striders (IL)	36
Elmhurst Park TC (IL)	75
New Mexico International AA	87
CYTC (NC)	122



This is a picture of the formidable team of the PRAIRIE STATE STRIDERS (IL), national champion the last three years. From left to right (front): Coach HANS BUCHBACH, TERRY BAUER, BILL MORAN, TRACY CAHILL and BOB HICKS; (back) JOHN SULLIVAN, DAVE BENSEMA, JIM GALEN and BRIAN TOLAN. /Club Photo/



Pictured above is the repeat National Champion 9 and under team of the NEW HYDE PARK POLICE BOYS CLUB (NY). From left to right: (Bottom) JOHN POWDERLY, PATRICK COYNE and FRANK RAGO; (Middle) MARTIN WOERNER, GREGG PLATIS, EDDIE MICHAELS, KEVIN EARDLEY, and ANDREW MACDONALD; (Back) Coaches PAT POWDERLY, GEORGE ERKMAN, ED QUINLAN and BUNNY MUZZONIGRO. /Photo by GEO. ERNST/

NATIONAL JUNIOR OLYMPIC CROSS-COUNTRY CHAMPIONSHIPS

SAINT LOUIS, MISSOURI
DECEMBER 11, 1976

COMMENTARIES BY RICK HARMON/AAU News
PHOTOS by LARRY BENFIELD



ROBIN CASTOR of Denver defeated pre-meet favorite KELLY O'TOOLE of Lynbrook, NY, to capture the 16-17 year old division of the AAU National Junior Olympic Cross Country Championships at Forest Park, St. Louis.

Castor, a junior at Highland High School in Denver, covered the tough two-mile course in 11:14.2, just three seconds ahead of O'Toole, last year's 14-15 division champ at Houston, Tex.

AILEEN O'CONNOR (College Park, MD) and TANIA WELLS (Memphis, TN) were rated even going into the meet in the 14-15 division. Wells and O'Connor were rivals at this year's NJO track and field meet, dividing honors in the mile and two-mile events last August.

Aileen, who had just come back from a splendid victory at the AAU Nationals in Miami, was too much for the field, and went on to record another national title.

KENNY CLARK, competing in his first national meet, came away with top honors in the boys' 14-15 division. Clark, a junior at Rockledge High School (FL), covered the two-mile course in 9:48.8. "This was a well-designed course and the frozen ground made it fast," said Clark, "but it was a difficult win."

WAYNE WILLIAMS of Oxon Hill, MD, completed a rare (possibly unique) triple at the meet. Williams, the boys' 10-11 champion, had already won the RRCA Nationals in New York and the AAU championship at Raleigh, NC in November.

In other divisions: Pennsylvania harriers made a clean sweep of the 9-under girls as HANNAH RUSSELL (Pittsburgh) JOANNE WOZNIK (Philadelphia) and SALLY CRONENBERG (Valencia) finished one-two-three. Sterling's (IL) BRUCE NIE and PAUL OVER took the top spots in the boys' 9-under.

Elsewhere, it was FREDDY CARLEY of Niceville, FL, fresh from his win at the RRCA Nationals in New York, taking the boys' 12-13 division; DAVIDA JACKSON (Washington, DC) also a winner in New York (and runner-up in Miami) in the girls 10-11; LORI BENNETT (Livonia, MI) in the 12-13 girls and KEN MURPHY of Oklahoma City edging out a close win in the boys 16-17 division.



HANNAH RUSSELL



BRUCE NIE & PAUL OVER



DAVIDA JACKSON



LORI BENNETT



KEN MURPHY



ROBIN CASTOR

Bantam Boys (1.0 mile)

- Bruce Nie, IL 5:39
 - Paul Over, IL 5:40
 - Mike Catalanello, NJ 5:45
 - Rusty Powlas, KS 5:48
 - David Donnellan, PA 5:49
 - Mike Retenwald, PA 5:50
 - Steve Cashman, MI 5:53
 - Mike Wall, CA 5:54
 - Jimmy Mancarus, OR 5:55
 - John Gwynn, NC 5:55
 - Eric Huss, MD 5:55
 - Mario Wells, TN 5:58
 - Brenden Clark, PA 5:59
 - Francis LaPointe, SD 6:00
 - David Gilmore, IL 6:02
 - Dave Gedrits, MI 6:03
 - Jeff Beer, IL 6:04
 - Chris Helligan, IA 6:04
 - Tremaine McNeil, PA 6:05
 - Andy Murray, NV 6:05
 - David Reyna, TX 6:08
 - Harold Tennant, TX 6:09
 - Eric Davis, VA 6:12
 - Robbie Niemi, OR 6:12
 - Voytek Kupczyk, NC 6:13
 - Thomas Page, TX 6:14
 - Chris Landis, MI 6:15
 - Evan Kluttz, NC 6:16
 - Sam Aspiotis, PA 6:17
 - David Larson, TX 6:18
 - Patrick Coyne, NY 6:19
 - David Moriarty, TX 6:20
 - Brett Wilder, FL 6:20
 - Paul Boertschiger, MT 6:20
 - Donald Tennant, FL 6:20
 - Artie Smith, NJ 6:20
 - William Paradice, GA 6:21
 - Mark Edwards, TX 6:21
 - Steve Hall, IN 6:21
 - Greg Platis, NY 6:21
- (70 Finishers)

Midget Boys (1.25 mi.)

- Wayne Williams, MD 6:45
- Eric Anderson, MD 6:49
- Kevin Allen, WI 6:50
- Johnny McElwee, PA 6:51
- Don Gwynn, NC 6:52
- David Thnessen, WI 6:54
- Charles Gardner, FL 6:55
- Doran McGee, CA 6:56
- David Steger, WI 6:57
- Luke Stern, WI 6:58
- Jim Lane, IL 7:03
- Peter Canoll, NY 7:05
- Joseph O'Connor, NJ 7:05
- Dean Irvin, OR 7:07
- Michael Schwansnick, NY 7:07
- Derek Schrader, SD 7:08
- Shawn Campbell, MT 7:09
- Tim Regan, PA 7:09
- John Oleinik, MD 7:10
- Jerry Brady, OK 7:10
- Douglas Kingsley, MO 7:12
- Ronald Moore, TN 7:13
- Todd Gibbons, NJ 7:14
- Bob Mool, IL 7:15

Steve Tatum, NE 7:16

- Daniel Buss, MO 7:16
 - Gavin Jones, CA 7:16
 - Joe Schoenlaub, OH 7:16
 - Dennis Bryan, FL 7:16
 - Matt Seavey, IL 7:16
 - Chris Panel, TX 7:17
 - Michael DiTommaso, NY 7:17
 - Randy Lucas, MI 7:17
 - Andrew Wills, FL 7:17
 - Cary Norlina, MT 7:17
 - Clifton Briscoe, OK 7:19
 - Cary Brady, OK 7:19
 - Mike Stastny, TX 7:19
 - Jack McMahon, PA 7:19
 - Robert Catalanello, NJ 7:20
 - Troy Johnson, TX 7:20
 - Jack Kegg, CA 7:20
 - Adrian Davis, KS 7:20
 - Fred LaChance, OH 7:20
 - Jack Ravan, GA 7:22
 - Stephen Murray, NY 7:23
 - Mike Hellman, KY 7:24
 - Jim Perry, MI 7:24
 - Zack Totten, CA 7:24
 - Chris Ross, SD 7:24
 - Morris Kakudo, NE 7:25
 - Kyle Anderson, MT 7:25
 - Douglas Adkins, TX 7:25
- (72 Finishers)

Junior Boys (1.50 mi.)

- Freddy Carley, FL 7:38
- Tony Bluell, IL 7:45
- Dan Roach, MN 7:45
- Richard Barney, VA 7:48
- Ken Patterson, NC 7:49
- John Foss, NJ 7:50
- James Gardiner, NY 7:50
- Carl Nordheim, GA 7:52
- Mike Hover, IN 7:53
- Steve Pussell, FL 7:54
- Steve Doran, NB 7:55
- Winston Hurst, VA 7:58
- Wade Broome, LA 8:02
- Brian Petting, PA 8:02
- Chuck Lederer, PA 8:02
- Steve Valverde, MO 8:03
- John Collins, PA 8:04
- Joe Cirrincione, MD 8:05
- Jim Kirk, IL 8:07
- Tim Cisneros, WY 8:08
- Bruce Allen, RI 8:09
- Chris Crowell, IN 8:09
- Chris Ehler, WI 8:09
- Stephan Ferrara, NJ 8:10
- Rick Hughey, OH 8:11
- James Hunter, FL 8:11
- Joseph Ogden, CA 8:11
- Jeff Muth, FL 8:12
- William Signon, NC 8:12
- Charles Kenworthy, WY 8:13
- Don Hood, TX 8:14
- Ed McQueen, OK 8:15
- Todd Keopke, MI 8:16
- Jasen Emmons, MT 8:17
- Brett Mongillo, MO 8:18
- Keith Treadway, GA 8:19

Tony Hernandez, IL 8:20

- Frank Ehlman, OH 8:20
 - Doug Sauters, PA 8:21
 - Reynold Middleton, MO 8:21
 - Don Mancini, VA 8:22
 - Richard Black, CA 8:23
 - Kenny Watson, NB 8:23
 - Clyde Heavy Runner, MT 8:23
 - Jim Ludodici, PA 8:23
 - Aaron Ramirez, TX 8:23
 - Scott Stevens, WI 8:23
 - Brian Last Starr, MT 8:24
 - Tom Tunnicliff, MO 8:25
 - Leon Torbert, AL 8:26
 - Wilford Fish, MT 8:27
 - Alan Dalberg, TX 8:28
 - Brad Webber, WA 8:29
 - Hector Flores, CA 8:30
 - Patrick Dougherty, NJ 8:31
 - Anthony Thompson, KS 8:32
 - Gary Jongeling, SD 8:33
 - Rob McCUSKEY, CA 8:34
 - Brendan McKeough, MO 8:35
 - Rob Vetell, MN 8:37
 - Robert Buckley, NY 8:38
- (78 Finishers)

Intermediate Boys (2 mi)

- Kenny Clark, FL 9:48
- Tim Connelly, MN 9:54
- Bob Shackelford, FL 9:56
- Paul Waldron, FL 9:59
- Clark Porter, IA 9:59
- Greg Williams, CA 10:00
- Dave Swatland, NJ 10:01
- Stan Allen, PA 10:02
- Kurt Davis, WY 10:03
- Kevin Johnson, VA 10:04
- Joe Cotner, IN 10:04
- David Morrison, MN 10:04
- Rod Zochowski, IN 10:05
- Fernando Omeqsoo, MT 10:08
- Dan Schoepke, MN 10:08
- Steve Smith, KS 10:10
- John Keohan, MN 10:10
- Wesley Ashford, CO 10:10
- Jamie Mackenzie, ND 10:10
- Nick Gervino, ND 10:10
- Larry Martinez, CO 10:12
- Blake Heinz, WA 10:13
- Dan Shelby, OH 10:14
- Charlie Cedeno, OK 10:14
- Tom Rothenberger, OR 10:14
- Richard Tucker, IL 10:17
- Gerry Vanesse, CT 10:18
- Michael Gebeke, MN 10:19
- Bryan Woods, TN 10:20
- Darrell Clemons, TN 10:20
- Steve Cornelius, KY 10:20
- Enett Hunnicutt, NC 10:21
- Robert Santanello, NJ 10:21
- David McCormack, VA 10:25
- Mike McGranahan, OR 10:26
- Fred Brown, IL 10:26
- Tom Walsh, OH 10:27
- Wally Duffy, IA 10:29
- Richard Mann, NJ 10:30
- Brian Stoler, MO 10:30

John Savergeage, TX 10:30

- David Swan, CA 10:31
 - Chris Miller, KS 10:32
 - Andy Passmore, MD 10:32
 - Rick Renshaw, MO 10:32
 - Ronald Pearson, TN 10:32
- (88 Finishers)

Senior Boys (3.0 mi.)

- Ken Murphey, OK 14:44
 - Russel Bowles, VA 14:45
 - Robert Trujillo, CO 14:47
 - Mike Sheely, MD 14:48
 - Chip Pierce, WA 14:49
 - Paul Schultz, NB 14:50
 - Dave O'Brien, MN 14:53
 - Tom Hamel, WA 14:57
 - Steve Ferri, VA 14:57
 - Ken Trautman, MN 14:57
 - Jim Hogue, KS 15:02
 - Henry Lenz 15:03
 - Tom Ratcliffe, RI 15:04
 - Doug Avritt, CA 15:05
 - Jon Mathiason, IA 15:06
 - Terry Doherty, MI 15:06
 - Manuel Guaderrama, CA 15:09
 - Tom Fleumer, CO 15:10
 - Randy Dew, VA 15:10
 - John Helmick, CT 15:10
- (85 Finishers)

Bantam Girls (1.0 mile)

- Hannah Russell, PA 5:53
 - Joanne Wozniak, PA 5:54
 - Sally Cronenberger, PA 5:55
 - Monica Roy, MD 5:57
 - Rita Kalinowski, PA 5:58
 - Teri Wilson, DC 6:01
 - Jean Robertson, MA 6:05
 - Wendi Pena, TX 6:12
 - Jenny Marks, MD 6:13
 - Kari Albers, NB 6:14
 - Colleen Mara, MI 6:17
 - Andrea Veatch, CA 6:18
 - Merril Brady, OK 6:19
 - Leslie Wilson, CA 6:20
 - Melinda Fulk, NC 6:21
 - Michelle Smith, MI 6:22
 - Amy Clark, MO 6:24
 - Melissa Castor, CO 6:25
 - Lieschan Hansen, WA 6:26
 - Debra Winingder, GA 6:27
 - Shelly Rodgers, WY 6:28
 - Stormie Guntsch, MI 6:29
 - Michelle Anderson, CO 6:30
- (58 Finishers)

Midget Girls (1.25 mi.)

- David Jackson, DC 6:56
- Rachel Danduran, OH 6:57
- Ann Miles, GA 7:04
- Carol Numally, NB 7:11
- Pamela Vasey, OR 7:12
- Marisa Wisniewski, MD 7:13
- Ann Schweitzer, LA 7:13
- Lory Slosser, IL 7:13
- Tracy Wilson, PA 7:15

Teri Mullin, OR 7:16

- Arlene Mahoney, MA 7:16
 - Allison Hall, MO 7:17
 - Lauri Donnellan, PA 7:18
 - Siobhan Roche, NY 7:20
 - Amy Adams, PA 7:23
 - Pam Collins, IL 7:27
 - Jenny Hodgson, MA 7:27
 - Denise Sague, PA 7:35
 - Cara Wyndham, OK 7:36
 - Sandra Kearney, CA 7:39
 - Margie Connors, MT 7:40
 - Tracy Eagan, IL 7:41
 - Terkeler Shegog, TN 7:43
 - Barnette Diggs, PA 7:43
 - Vodi Watters, MI 7:44
 - Kim Van Helden, NY 7:45
 - Susan Hughes, MD 7:45
 - Kathy Kulpa, IL 7:48
 - Robyn Platis, NY 7:51
 - Janet Davis, MS 7:53
 - Donna Robles, CO 7:54
 - Karen Fritts, CO 7:55
 - Jennifer Gwynn, NC 7:56
 - Dolly Harrison, FL 7:57
 - Yvette Laurent, MA 7:57
- (83 Finishers)

Junior Girls (1.5 mi.)

- Lori Bennett, MI 8:31
 - Marissa Schmitt, PA 8:32
 - Kim Gallagher, PA 8:33
 - Laura Partin, FL 8:34
 - Chris Ridenour, MO 8:35
 - Kimie Kelly, DC 8:35
 - Connie Frank, IL 8:37
 - Trisha Malischewski, PA 9:01
 - Andrea Collins, IL 8:39
 - Kathleen McCall, DE 8:42
 - Jill Klatt, MI 8:43
 - Kathy Moore, MA 8:45
 - Kathi Frank, IL 8:46
 - Tara Arnold, LA 8:48
 - Kelly Heverly, TX 8:49
 - Toni Federico, WA 8:51
 - Tammi Jo Avis, CO 8:52
 - Jenny Martin, KY 8:53
 - Sheila Wall, NY 8:54
 - Sue Zuroweste, MO 8:55
 - Lisa Mitchell, NJ 8:55
 - Bonnie Smith, GA 8:56
 - Jamie Allen, WI 8:57
 - Yvonne Campbell, CA 8:58
 - Robin Wornesley, PA 8:59
 - Susan Sanchez, WY 8:59
 - Becky Timberlake, NC 9:01
 - Patty Sodja, MT 9:02
 - Kathy Culwell, TX 9:03
 - Brenda Wilcox, CA 9:03
 - Julie Gorham, MO 9:04
 - Susan Gebeke, MN 9:05
 - Karen Akridge, GA 9:06
 - Dawn Valley, TN 9:09
 - Denise Pidcock, MT 9:09
 - Lynn Pulchalski, NJ 9:11
 - Debbie Koffel, OR 9:12
 - Gina Huey, OH 9:13
 - Mandy Adams, FL 9:14
- (81 Finishers)

Intermediate Girls (2mi)

- Aileen O'Connor, MD 10:36
 - Tania Wells, TN 11:01
 - Linda Goen, CA 11:11
 - Nancy Frank, NY 11:25
 - Liza Merrifield, MT 11:30
 - Stacy Crystal, CO 11:30
 - Ann Henderson, OH 11:31
 - Jeanne Dansill, CO 11:35
 - Rosemary Desloge, FL 11:36
 - Diane Bussa, IN 11:38
 - Dana Derichsweiler, CO 11:42
 - Judy Wisniewski, MD 11:42
 - Colleen Desmond, MD 11:45
 - Leslie Devereaux, PA 11:48
 - Glenda Valley, TN 11:49
 - Sally Blakely, OH 11:50
 - Comy Mayer, DE 11:53
 - Valerie Hardin, VA 11:54
 - Trendy Truska, TN 11:55
 - Werry Ragland, MI 11:57
 - Mary Walsh, MD 11:59
 - Kathy Curran, WA 11:59
 - Lisa Jones, LA 12:00
 - Heather Heames, MO 12:03
 - Marcia Wills, FL 12:04
 - Steffanie Pinsky, MN 12:05
 - Darcia Bos, OH 12:06
 - Karen Zurweller, MO 12:08
 - JoAnn Choiniere, RI 12:08
 - Dana Betsch, WA 12:10
 - Kristi Hanna, GA 12:10
 - Val Eaton, IL 12:12
 - Rhona Ray, OK 12:12
 - Linda Benjamin, MN 12:13
 - Joan Hammerstrom, MN 12:13
 - Dena Spier, GA 12:15
 - Kelly Warran, WA 12:16
 - Tracy Ashley, MT 12:17
 - Stacy Arterburn, CO 12:18
 - Jamie Dunn, ME 12:19
- (76 Finishers)

Senior Girls (2.0 mi.)

- Robin Castor, CO 11:14
 - Kelly O'Toole, NY 11:17
 - Karen Kelly, DC 11:17
 - Mary Ann Opaleski, MI 11:19
 - Mary Kunkel, MO 11:32
 - Janel LeValley, KS 11:35
 - Nancy Fitzgerald, NJ 11:36
 - Theresa Pidcock, MT 11:40
 - Vicki Meagher, WA 11:43
 - Lynn Frisbey, MT 11:45
 - Robin Schmid, OH 11:46
 - Jennifer Bird, OR 11:48
 - Julie Voyles, MI 11:49
 - Patty Peagire, IL 11:50
 - Lynn Brasher, CO 11:51
 - Anne Johnson, MN 11:53
 - Joan Westphal, ME 11:55
 - Linda Brown, MO 11:57
 - Kris Erickson, MN 11:58
 - Heide Moen, CA 11:58
- (67 Finishers)

GIRLS AAU NATIONAL X-COUNTRY CHAMPIONSHIPS

MIAMI, FLORIDA NOVEMBER 27, 1976
from MIL JAGREI

AILEEN O'CONNOR escaped the snows of Washington, DC, long enough to reaffirm her position as the leading young distance runner on the U.S. scene.

Aileen wrapped up another championship, trouncing a field of 153 top junior women. Though she would have preferred some hills to run over "like we have at home", Aileen claimed "the heat didn't bother me" and as usual she ran all out all the way, in winning by a huge 27 second margin over LYNN JENNINGS, from Massachusetts, who repeated her runner-up position in the same meet in 1975..

O'Connor was the surprise Youth division champ last year. Lynn led her Liberty AC mates to the team championships, as conglomerate regional teams dominated the "neighborhood" and town groups..

In the Miami-Run-For-Fun Age Group meet held in conjunction with the NATIONAL meet (there is no official AAU Age Group Nationals), LORY SLUSSER of Sterling, IL, took the 9-under; LAURA CRAVEN of the Scioto TC dominated the 10-11 division and KATHI DENZ of the Patriots-USA edged out KIKI LANTRY (Rialto Road Runners, CA) in the 12-13 group. The southern California's Rialto Road Runners swept titles in all three divisions.

Top Junior finisher in the Senior Women's race was Portland Track Club's ERYN FORBES, who dropped three places from last year, finishing seventh and leading her all Junior squad to a sixth place team finish.

In all 527 runners finished the five races run at Miami's Melrose Golf Course in balmy, uncharacteristically Cross-Country type, 80 degree weather.

Bantam Girls (b. 66-later) (1.0 mi.)

Lory Slusser, Sterling TC (IL)	5:34
Jan Hale, Rialto Rd Runners (CA)	4:42
Terkeler Shegog, Memphis-Sh (TN)	4:42
Rosalind Martinez, S Cal Cheetahs	4:45
Tania Fischer, Rialto Rd Runners	4:46
Margen Conroy, DC CYO	5:48
Denise Sague, Ambler Oly (PA)	5:50
Suzanne Muschitz, Rialto RR	5:51
Andrea Rolfe, L Beach Comets (CA)	5:52
Meme Conn, Rialto Road Runners	5:53
Lisa Torres, Rialto Rd Runners	5:54
Carina Quezada, S Cal Cheetahs	5:55
Sally Cohenour, S Cal Cheetahs	5:56
Sharon O'Brien, Imperial Vly (CA)	5:57
Dannie Dearen, Blue Angels (CA)	5:59
Teri Wilson, DC CYO	6:02
Kathy Welch, Kettering Str (OH)	6:03
Christine Standley, Blue Angels	6:03
Bridgette Jackson, S Cal Cheetahs	6:04
Rosanna Carrillo, Imperial Vly	6:04
Monica Roy, DC CYO	6:04
Andrea Cervantes, Roseville (CA)	6:05
Janice Bain, Roseville Gazelles	6:06
Bobbi Rubio, Blue Angels	6:08
Jinx Mancini, Richmond T&FC(VA)	6:08
Wendi Pena, Alief TC (TX)	6:08
Francis Childs, Ambler Olympic	6:09
Diane Weiss, Kettering Striders	6:12

Leading Teams

Rialto Road Runners (CA)	36
So California Cheetahs (CA)	85
Blue Angels (CA)	123
CYO Track Club (DC)	144
Ambler Olympic Club (PA)	164
Roseville Gazelles (CA)	175

Midget Girls (b. 1965-66) (1.5 mi.)

Laura Craven, Scioto TC (OH)	7:56
David Jackson, DC CYO	8:15
Vicky Cook, Rialto Rd Runners	8:20
Stacy Hartsfield, Scottsdale (AZ)	8:24
Jeani Fuller, Club North (CA)	8:28
Kim Gallagher, Ambler Olympic	8:29
Conni Frank, Sterling TC	8:29
Sonia Cooper, Rialto Rd Runners	8:30
Ann McKay Miles, Red Runners (GA)	8:33
Jenny Cervantes, Rialto RR	8:34
Marcy Anderson, Rialto RR	8:35
Cathi Frank, Sterling TC	8:37
Kristal Wolfe, Colorado Flyers	8:42
Chris Ridenour, Kirkwood WTC (MO)	8:43
Keleigh Baldwin, Ambler Olympic	8:47

Kathy Kiernan, Blue Angels	8:48
Suzette McKeen, Roseville Gaz	8:49
Linda Burianek, Duke C Dashers(NM)	8:50
Valerie Cruz, S Cal Cheetahs	8:51
Sue Zuroveste, Kirkwood WTC	8:53
Denise Langarica, Quad Cities(CA)	8:54
Cindy Nuñez, Rialto Rd Runners	8:55
Regina Crawford, Rialto RR	8:56
Terrianne Topp, Rialto RR	8:56
Allison Hall, Kirkwood WTC	8:57
Betsy Barger, Quad Cities Cobras	8:57
Sandra Katzer, Blue Angels	8:58
Veve McCarthy, Blue Angels	8:58
Cherylyn Shuman, S Cal Cheetahs	8:59
Emma Leale, Long Is Gold Sp (NY)	8:59
Christine Roybal, Alb'que TC(NM)	9:01
Holli Haskeew, Alb'que Olympette(NM)	9:02
Cimi Ruderman, S Cal Cheetahs	9:02
Angela Johnson, Rialto RR	9:02
Marisa Wisniewski, DC CYO	9:03
Amy Hooker, Quad Cities Cobras	9:03
Andrea Kirkorn, Blue Angels	9:03
Kathy Riggs, Kirkwood WTC	9:04
Debbie Lacher, Quad C Cobras	9:04
Diane Gorenburg, Rialto RR	9:04
Dana Crawford, Rialto RR	9:04
Miriam Hines, Tennessee CCC	9:08
Carolyn Pollett, Blue Angels	9:09
Thayer Plante, Liberty AC (MA)	9:10
Tracy Wilson, Ambler Olympic C	9:14
Tammy Jackson, S Cal Cheetahs	9:15
Becky Gargaro, S Cal Cheetahs	9:17
Michelle Mendoza, Duke C Dashers	9:17
Gwen Spurlock, Klub Keystone (PA)	9:19
Cassie Law, Duke City Dashers	9:19
Susan Acker, Alief TC	9:19
Susan Hughes, DC CYO	9:21
Patricia Brockwell, DC Dashers	9:22
Tracy Melvin, Blue Angels	9:22
Ann Kiely, Long Is Golden Spikes	9:23
Beth Mitchell, Southwest TC (FL)	9:23
Theresa Maestes, Rialto RR	9:24

Leading Teams

Rialto Road Runners (CA)	54
Blue Angels (CA)	151
Kirkwood Women's TC (MO)	157
So California Cheetahs (CA)	174
Quad Cities Cobras (CA)	191
Ambler Olympic Club (PA)	204
Duke City Dashers (NM)	227
Long Is Golden Spikes (NY)	298
Albuquerque Olympettes (NM)	304

(13 Teams Finished)

Youth Girls (b. 1962-63) (2.0 mi.)

Kathi Denz, Patriots-USA (CA)	11:11
Kiki Lantry, Rialto Rd Runners	11:17
Monica Zepeda, Scottsdale TC	11:19
Joetta Clark (NJ)	11:21
Kelly Cerda, Blue Angels	11:28
Sharon Hulse, Patriots-USA	11:32
Jane Wintermute, S Cal Cheetahs	11:33
Linda Bottlik, Rialto RR	11:36
Pat Malischewski, Klub Keystone	11:38
Marisa Schmitt, Ambler Olympic	11:38
Tita Lewis, DC CYO	11:42
Shelly Quintana, Blue Angels	11:43
Sandy Beach, Albuquerque TC	11:46
Lenelle Waskow, Rialto RR	11:47
Kris Baldwin, Ambler Olympic C	11:47
Tracy Grant, DC CYO	11:49
Kathy Sullivan, LI Golden Spikes	11:51
Adair Merritt, Scottsdale TC	11:53
Marlina Coston, Klub Keystone	11:53
Debra Washington, Blue Angels	11:53
Lisa Matthews, Duke C Dashers	11:54
Terry Eustis, Seacoast Str (NH)	11:54
Susan Ruiz, Kettering Striders	11:58
Carry Brogan, Arrow TC (CA)	11:59
Terri Hollins, Rialto RR	12:01
Taura Cobb, Rialto Rd Runners	12:02
Michelle McKeen, Roseville Gaz	12:02
Val Fisher, Klub Keystone	12:02
Michele Gaiche, Rialto RR	12:03
Shelly Kaplan, Rialto RR	12:04
Christina Silva, Duke C Dasher	12:04
Laura Teague, Imperial Vly Suns	12:05
Lindy Yeager, Kettering Striders	12:05
Mary Davin, DC CYO	12:08
Mary Etta Boitano, Roseville G	12:10
Laura Ortiz, Duke City Dashers	12:11
Karen Zurweller, Kirkwood WTC	12:12
Danielle Mojica, S Ca Cheetahs	12:15
Beth Semke, Scottsdale TC	12:18
Mandy Adams, Southwest TC	12:18
Jennie Stevens, Scottsdale TC	12:21
Lenora Hrivnak, Duke C Dashers	12:21
Sheila Wall, LI Golden Spikes	12:23
Diane Zurweller, Kirkwood WTC	12:23
Cindy Conway, W Suburban TC (IL)	12:24
Shelia Dalo, Klub Keystone	12:28
Alison Betancourt, Rialto RR	12:29
Robin Rosemeir, Scioto TC	12:30

Leading Teams

Rialto Road Runners (CA)	74
Blue Angels (CA)	141
Scottsdale TC (AZ)	154
Klub Keystone (PA)	168
Duke City Dashers (NM)	189
So California Cheetahs (CA)	206
Ambler Olympic Club (PA)	226

(10 Teams Finished)

Junior Women (b. '57-later) (2.5 mi.)

Aileen O'Conner, DC CYO	14:10
Lynn Jennings, Liberty AC	14:37
Lynn Lashley, Tennessee CCC	14:38
Doreen Assumna, Rialto RR	14:54
Joan Benoit, Liberty AC	14:47
Tania Wells, Tennessee CCC	15:01
Susie Meek, Blue Angels	15:02
Kelly O'Toole, LI Golden Spikes	15:06
Linda Broderick, UCLA (CA)	15:08
Phyllis Hines, Tennessee CCC	15:10

NOW AVAILABLE

BOYS and MEN'S SCORING TABLES.....\$3.00 each
GIRLS and WOMEN'S SCORING TABLES.....\$3.00 each

These books contain the official IAAF tables for all outdoor track and field events...for scoring Decathlons, Pentathlons and Triathlons.

Special scoring tables and summary of approved Rules and events for AGE GROUP multi-event competitions have been added.

Order from and make checks payable to:

BILL PECK,
1140 N. Alexandria Avenue,
Los Angeles, CA 90029

Karen Nachbar, Club North (CA)	15:15
N. Fitzgerald, Shore AC (MI)	15:17
Mary Ann Opulowski, Fleet PL (MI)	15:18
Donna Draycott, LI Golden Spikes	15:21
Kathy Moore, Southwest TC	15:23
Becky Villalvazo, Rialto RR	15:25
Beth Clark, Seacoast Striders	15:26
Bev Roland, Peoria Pacettes (IL)	15:28
Suzanne Keith, Rialto RR	15:34
Mary Shea, Jr Striders (NC)	15:35
Colleen Desmond, Frederick TC(MD)	15:37
Nancy Frank, LI Golden Spikes	15:39
Carrie Craven, Scioto TC	15:39
Jan Oehm, Liberty AC	15:39
Jill Haworth, DC CYO	15:39
Barb Oesterlin, W Albany Str(NY)	15:40
Janice Kelley, Rialto RR	15:45
Mary Kunkel, Kirkwood WTC	15:45
Paula Rose, Blue Angels	15:49
Kim Sharpe, Syracuse Chargers(NY)	15:50
Marty Cullinane, Liberty AC	15:50
Marty Billingsley, Peoria Pac'ts	15:51
Sue Munday, U Nevada Las Vegas	15:54
Kathy Adams, Club North	15:54
Debbie Mueller, Liberty AC	15:55
Peggy Fitzgerald, W Suburban TC	15:55
Sandy Hoffman, Scioto TC	15:56
Micki Vardell, Club North	15:56
Lisa Metheny, Rialto RR	15:58
Debbie Rudolph, Club North	15:58
Glenda Valley, Tennessee CCC	15:59
Donna Sanchez, Rialto RR	15:59
Cindy Flick, Liberty AC	15:59
Deanna Dennison, Baldwinsv'1 (NY)	15:59
Missy Stratton, LI Gold Spikes	16:03
Debbie Richie, Liberty AC	16:04
Karen Bain, Club North	16:04
Susan Schaefer	16:06
Patty Plymire, Peoria Pacettes	16:07
Marie Albert, Rialto RR	16:10
Melody Miller, Peoria Pacettes	16:10
Lois Buckhout, W Albany Striders	16:10
Gina Bowling, Southwest TC	16:10
Melissa Fry, Track America(MN)	16:17
Nancy Cullinane, Liberty AC	16:17
Anne Sullivan, Ocean State (RI)	16:18

(153 Finishers)

Leading Teams

Liberty AC (MA)	97
Rialto Road Runners (CA)	105
Tennessee Cross-Country Club	137
Long Is Golden Spikes (NY)	147
Club North (CA)	170
Peoria Pacettes (IL)	207
CYO Track Club (DC)	324
Baldwinsville Harriers (NY)	337
Southwest TC (FL)	340
West Albany Striders (NY)	370

(16 Teams Finished)

Top Junior Women in Senior Race

(Juniors born '57-later) (3.0 mi.)

...7-Eryn Forbes, Portland TC (OR)	17:31
8-Kathy Mills, Penn State U	17:34
14-Heather Tolford, San Fernando Valley TC (CA)	17:57
23-Debbie Quatier, Falcon TC (WA)	18:13
24-Karen Cramond, U New Mexico	18:16
...33-Chris Troffer, Los Angeles TC (CA)	18:35
34-Pam Allen, U of Colorado	18:45
38-Kathy Costello, LATC	18:52
39-Teri Wierson, Portland TC	18:52
40-Sue Johnson, Portland TC	18:53
41-Deanna Coleman, Falcon TC	19:02
49-Shannon Cline, Scioto TC	19:26
50-Marchi Wierson, Portland TC	19:26
52-Donna Gardner, Klub Keystone	19:29

...95 finishers.

TIME & SPACE

Best Performers of 1976

The 1976 Best Performers lists appearing on these pages show the best outdoor marks known to the compilers on the date stated in the introduction of the boys or girls lists. Marks reported in fragmentary form are shown with the "questionable" or invalid marks at the end of the tabulated list of valid marks.

Only marks taken from detailed summaries of complete meet results are considered for the regular list, though additional information on "questionable" marks will be appreciated. Please submit additional results and / or corrections to the compiler, in care of STARTING LINE, P.O. Box 878, Reseda, CA 91335

The following guidelines have been considered in judging the validity of the marks:

1. Marks must be made on standard outdoor facilities (surveyed track with curb, reasonably legal jumping pits, throwing rings, toe boards..).
2. There must be at least three timed or measured competitors in the event, which is part of a regularly scheduled meet. Hastily improvised record attempts are not acceptable.
3. In the sprints, hurdles, long & triple jumps, wind assistance should be reported (wind gauge readings are best; wind estimates helps).

4. The weight of the shot, discus, hammer and javelin must be reported (some indication that implements have been properly checked for weight and dimensions will help determine the validity of the mark).

5. In hurdle races, note height of hurdles, as well as distance of race.

Data in the following lists include (left to right):
(1) Time or distance, (2) Name of athlete, (3) Birth year, if known, (4) Home State, (5) Date of best mark.

Girls Best Performers List

Presented below are the top girls performers in the two most common Intermediate Age Group divisions.

These lists of the 1976 Best performers that appear in this issue were compiled from detailed meet results received by December 1, 1976 by JAN MEYER and BILL PECK. The latter takes all responsibility for errors and omissions. Please send corrections and/or additions (with supporting results and other details) to BILL PECK, c/o STARTING LINE Magazine, PO Box 878, Reseda, CA 91335.

Our thanks to scores of readers who submitted results and other pertinent information (especially birthdates in unprecedented quantity). When submitting results please always include the following: (a) date, (b) meet site, (c) first & last names, (d) team affiliation or home town, and (e) info pertaining to each event (see next column).

Information contained (from left to right) in the list of best performers below, includes: (1) the girls' best time or distance outdoors in 1976, (2) symbol for any questionable or unknown aspect...see next column, (3) first and last name of athlete, (4) her home state and (5) date of her best reported performance.

Performances included in the regular lists below have met the following criteria:

- (1) They were made under reasonably competitive conditions,
- (2) According to our information, they were made on reasonably legal tracks or field event facilities, and

All other performances, including those with two or more questionable aspects, are placed in the supplementary list at the end of each event. Unknown or questionable information is designated by the following symbols:

- W = wind-assisted time or long jump (over 2.0 meters per second or 4.67 miles per hour)
w = wind unknown or questionable
F = facilities illegal...includes (short) tracks without inside curbs...known downhill jumping pits
f = facilities questionable or unknown...includes high school tracks (for races around curves) and field events, unless known to be legal...unknown hurdle height
i = implement (shot, discus, javelin) weight unknown or questionable...it is assumed that implements are not checked (as is customary) unless known otherwise
m = measurement (of field events) questionable...marks out of sequence to places...no fractions listed in jumps or shot put...fewer than three marks listed
c = competition questionable...fewer than three competitors or teams listed
t = timing questionable...times out of sequence with places...fewer than three times listed
d = date unknown
u = unconfirmed by complete results

AGE-GROUP GIRLS

BORN in 1962-63

AAU - Youth Division (12-13 as of Jan 1, 1976)
JUNIOR OLYMPIC - Junior (12-13 as of Jan 1, 1976)
CANADIAN - Bantam Division (12-13 as of Dec 31, 1975)
EASTERN GIRLS TRACK LEAGUE - 12-13 as of Apr 1, 1976
RRCA - 12-13 years of age (on date of meet)
JESSE OWENS JUNIOR TRACK - 12-13 (as of Aug 1, 1976)

Note: Times listed in hundredths of a second are those timed with fully automatic electronic timing, which is equivalent to .24 better than hand timing in short sprints and hurdles (100, 220, straight hurdles).

100 yd/100 meter Dash (m = 100m time)

10.8	Michelle Glover, NJ	7/31
11.15	Janice Smith, CA	5/30
11.27	Janet Ballard, CA	5/30
11.31	Elaine McKenna, CA	5/30
11.1	Paula Goss, AZ	2/21
11.1	Carol Montgomery, MI	5/15

11.2	Sharon Ware, CA	5/22
11.2	Moneatha Clark, TN	6/13
11.2	Pam Stiles, NY	7/10
11.2	Kathy Rankins, NJ	7/31
11.2	Iris Snowden, DC	7/31
11.46	Debra Smith, CA	5/30
11.51	Joyce Bowie, CA	5/30
12.3mw	Evangeline Simmons, MS	5/29
11.3	Gigi Hurley, CA	5/22
11.3 w	Rhonda Clay, IN	5/29
11.3	Portland Ford, PA	6/13
11.3	Judy Young, CA	6/13
11.3 w	Gina Hayes, KS	6/19
11.3 w	Denise Wooten, NC	6/26
11.3	Robin Jackson, NY	7/10
11.3	Opheelia Thomas, MD	7/31
11.3	Darlene Jefferson, MD	7/31

11.3 w	Kemberly Turner, CA	8/14	200 meter/220 yd Dash (m = 200m time)	
11.60	Angela Sapp, CA	5/30	24.6 Michelle Glover, NJ	7/31
11.61	Lyndrel Downs, CA	5/30	25.10 Elaine McKenna, CA	5/30
11.62	Val Larsen, CA	5/30	25.15 Janice Smith, CA	5/30
11.4	Dawnella Jones, CO	5/30	25.19 Janet Ballard, CA	5/30
11.4	Kathy Kershner, CO	5/30	25.2 Carol Montgomery, MI	5/15
11.4	Carol Lecoq, LA	6/13	25.3 Tracy Pinley, PA	5/15
11.4 w	Jean Dufresne, MO	6/19	25.3 w Suzy Stephenson, KS	6/13
11.4 w	Maudeva Jackson, LA	6/26	25.63 Lori White, CA	5/31
11.4 w	Anglia Davis, MS	6/26	25.4 Portland Ford, PA	5/15
11.4	Melanie Tillman, MI	7/10	25.4 Iris Snowden, DC	7/31
11.4	Theodora Morris, NY	7/31	25.67 Melva Norris, CA	5/31
11.4	Dorothy Gladden, MD	7/31	25.4m Paula Goss, AZ	5/29
11.4	Pamela Styles, NC	7/31	25.4m Laura Cole, AZ	5/29
			25.4m Laura Miller, WA	6/20
			25.79 Angela Sapp, CA	5/30
			25.6 Cynthia Rhodes, AZ	2/21
			25.6 w Gina Hayes, KS	6/13
			25.6 Robin Jackson, NY	7/10
			25.89 Jenise Thompson, CA	5/30
			25.90 Valerie Larsen, CA	5/30
			25.7 Moneatha Clark, TN	2/28
			25.7 Pam Stiles, NY	7/10
			25.6mw Lana Zimmerman, LA	5/15

Wind-aided and questionable times:

Glover-10.87W, Nedra Simpson, TX-11.9mu, Ware-11.17W, Clark-11.23W, Montgomery-11.0W, Tara Mastin, MO-11.0W, Ford-11.25W, J.Smith-11.29W, J.Young-11.33W, Yolanda Newton, LA-11.2W, Lana Zimmerman, LA-11.2W, Sherry Duncan, TX-11.2W, Tara McDaniel, TX-11.2W, Barb Brandt, IA-11.3wt, Sheila Harrioss, NB-11.4wt, Debra White, MO-11.4wf

25.98	Debra Smith, CA	5/30
25.8 w	Pamela Styles, NC	6/26
26.1l	Lyndrell Downs, CA	5/30
25.9	T. Benford, TX	2/28
25.9 w	Jean Dufresne, MO	6/19
25.9 w	Denise Wooten, NC	6/26
25.9 w	Maudeva Jackson, LA	6/26
26.0	Judy Young, CA	5/22
26.0 w	Debbie Wahle, KS	6/19
26.0	Theodora Morris, NY	7/15
26.0	Darlene Jefferson, MD	7/31
25.9m	Cile Blount, FL	6/12

Wind-aided and questionable times:
 Clark-24.6mW, Zimmerman-25.0mW, Ford 25.47W, Tara Mastin, MO-25.5mW, Pat Avery, TN-25.6mW, M.Jackson-25.88W, LaShon Nedd, TX-25.7mWf, J.Young-25.8 W, Evangeline Simmons, MS-25.9W, Crystal James, LA-25.9W

Note: Times listed in hundredths of a second are those timed with fully automatic electronic devices (timer initiated by starting pistol and concluded by photo-finish camera). In races of one lap or longer, electronic timing is considered to .14 better than the equivalent hand time (example: 58.86 electronic = 58.72 hand time). Only those times known to be fully automatic are listed in hundredths. All other times are assumed to be hand times (and rounded up to the next higher tenth-second).

400 meter/440 yd Dash (m = 400m time)		
57.4	Melva Norris, CA	6/13
57.7	Lisa Peters, CA	6/13
57.9	Cynthia Rhodes, AZ	2/21
58.0	Janet Ballard, CA	3/21
58.1	Sharon Hulse, CA	3/27
57.8m	Crystal Powell, PA	5/23
58.4	Dawnella Jones, CO	6/13
58.5	Paula Goss, AZ	2/7
58.5	Debbie McDaniels, AZ?	4/11
58.86	Nydetta Henderson, CA	5/31
58.8	Elaine McKenna, CA	4/4
58.97	Kerry Cerda, CA	5/31
58.9	Jenise Thompson, CA	5/22
59.1	Lori White, CA	3/27
59.1	Brenda Hubbard, LA	5/29
59.1	Wendy Allums, CA	6/13
59.1	Lavender Stewart, GA	7/16
59.2	Diane Harrell, CA	3/27
59.2	Pam Hughes, PA	5/15
58.9m	Pat Collins, IL	5/16
59.4	Pat Avery, TN	5/29
59.5	Sally Marquez, NM	4/11
59.5	Cynthia Miller, DC	7/31
59.2m	Rochelle Hall, NY	5/29
59.8	Charlene Boone, VA	7/31
59.9	Peggy Berkhalter, LA	6/13
59.9	Bonnie Smith, GA	7/16
59.9	Dena Spier, GA	7/16
59.9	Diane Wells, WA	7/17
60.0	Tracey Finley, PA	4/25
60.0	Sharon Cummings, CA	5/30
60.0	Barbara Pickering, WA	7/17

800 meter/880 yd Run (m = 800m time)		
2:15.1	Marchele Wierson, OR	6/13
2:16.5	Sandra Beach, NM	4/11
2:16.8	Detra Washington, CA	6/13
2:17.3	Corrinne Nuñez, CA	4/11
2:17.7	Monica Zepeda, AZ	4/11
2:17.7	Cindy Conway, IL	6/13
2:17.8	Diane Harrell, CA	5/31
2:17.9	Val Davis, CA	5/31
2:18.8	Laurie Teague, CA	5/31
2:18.8	Kris Baldwin, PA	6/13
2:19.0	Shelly Kaplan, CA	6/13
2:19.2	Laurie Sawyer, AZ	4/11
2:19.7	Deanne Smith, CA	5/30
2:19.9	Sloan Burton, TN	6/13
2:19.0m	Tara Arnold, LA	6/26
2:20.0	Sharon Hulse, CA	3/27
2:20.0	Laurie Call, MI	6/19
2:20.3	Kim Maclay, CA	5/30
2:20.6	Dena Spier, GA	6/5
2:20.9	Tracy Weber, CA	5/8
2:20.0m	Joetta Clark, NJ	5/23
2:21.4	Tammy Binggeli, CA	4/4
2:21.8	Kathy Bryant, CA	5/30
2:22.0	Susan Burrus, WA	6/13

2:21.5m	Sheila Boyer, PA	5/23
2:22.6	Susan Pollett, CA	5/8
2:22.7	Karen Haller, CA	5/30
2:22.7	Marlana Coston, PA	6/13
2:21.8m	Pat Collins, IL	5/16
2:22.2m	Heather Hearnes, MO	6/26

Questionable times: Hulse-2:17.3F, Burton-2:18.5F, Arnold-2:19.7F, Val Fisher, PA-2:21.2F, Pollett-2:21.8F, Lisa Matthews, NM-2:?? 5F

Note: Times made at metric distances have been inserted into the lists on the basis of average pace for the respective distances. No times have been converted to another time.

1500 meter/One mile Run (m = 1500m)		
4:56.5	Sharon Hulse, CA	6/13
4:58.6	Carol Lantry, CA	5/31
5:03.1	Lisa Matthews, NM	6/13
5:04.0	Nancy Rogowski, CO	6/13
5:04.4	Mari Gibbs, CA	6/13
5:04.4	Debbie Lee, CA	6/13
5:05.0	Chris Manning, CA	5/30
5:06.4	Valeria Davis, CA	5/22
5:06.7	Corrinne Nuñez, CA	4/11
5:07.9	Donna Sanchez, CA	1/4
5:08.7	Detra Washington, CA	5/8
5:08.9	Lindy Yeager, OH	6/13
5:08.9	Michele Mason, CA	6/13
5:09.0	Joetta Clark, NJ	6/13
5:09.5	Kerry Brogan, CA	5/22
5:10.9	Laurie Teague, CA	5/8
5:11.2	Kelly Cerda, CA	5/8
4:48.5m	Sandi Nevis, OR	6/19
5:12.1	Kathy Curran, WA	7/17
5:13.2	Sheila Boyer, PA	6/19
5:13.4	Laurie Call, MI	6/19
5:13.8	Theresa Smith, AZ	4/11
5:13.9	Christina Silva, NM	4/11
5:15.4	Terri Albright, PA	6/19
5:15.6	Val Fisher, PA	6/13
5:16.3	Sandra Beauchamp, CA	5/30
4:52.2m	Monica Zepeda, AZ	4/25
4:52.3m	Beth Semke, AZ	4/25
5:16.8	Alicia Kirkorn, CA	5/30
5:17.4	Ester Stovall, FL	7/16

Questionable times: Lauri Shansby, WA-5:03.0u, T.Smith-5:05.0F, Al.Kirkorn-5:10.4F, Fisher-5:13.1F, Zepeda-5:13.2F, Sheri Ball, CA-5:16.7F

3000 meter/Two mile Run (m = 3000m)		
10:10.8m	Donna Sanchez, CA	5/23
10:44.6m	Corrinne Nuñez, CA	5/23
11:37.8	Alicia Kirkorn, CA	1/25
11:38.5	Tara Arnold, LA	7/2
11:42.2	Lisa Jones, CA	7/2
12:06.0	Sheri Ball, CA	5/2

Questionable Times: Carol Lantry, CA -10:39.9C, Robin Boughton, MD-10:08.6m F, Arnold-11:35.6F, Kirkorn-11:36.0C Jones-11:36.8F, Sheila Erickson, IL-11:43.9fc, Tami Darr, CA-11:51.4C

80 meter Hurdles (30 inch)		
11.91	Susie Ray, CA	5/31
12.01	Marlene Harmon, CA	6/13
11.8	Barbara Davis, MD	5/23
12.10	Laurie Carroll, CA	5/31
11.9	Janet Gray, MD	5/23
12.17	Dulce Reade, CA	6/13
12.24	Carol Lewis, NJ	6/13
12.0	Cynthia Hammond, NY	7/17
12.1	Cindy Conway, IL	5/22
12.2	Gigi Hurley, CA	5/22
12.3 w	Patricia Phipps, TN	5/29
12.61w	Terry Thomas, LA	6/13
12.4	Gretchen Mills, CA	5/22
12.67	Mary Crevelt, CA	5/31
12.5	Angela Kellen, CA	5/8
12.5 w	Judy Ketchum, LA	5/29
12.6 w	Dena Spier, GA	6/5
12.6 w	Ervette Moore, MO	6/16
12.6	Zebada Poage, NY	7/17
12.7	Paula Goss, AZ	5/1
12.7 w	Joyce Jackson, MI	5/29
12.7	Zenada Poage, NY	7/17
12.96	Cari Venable, CA	5/31

13.01	Diane Brodie, CA	6/13
13.02	Jamie Anderson, CA	5/31
12.8	Dawn Freeman, AZ	5/1
12.8 w	Robertta Franklin, TN	5/29
12.8 w	Susan Burrus, WA	6/5

Wind-aided and questionable times:
 Devlin Stamps, MO-11.7W, Ketchum-12.1 W, Penny Lyter, KS-12.1W, Teresa Robinson, KS-12.3W, Crevelt-12.53W, Burrus-12.58W, Jill Davis, TX-12.4W, Venable-12.76W, Mary Griffin, NM-12.76W Julie McAllister, KS-12.6W, Brenda Sader, KS-12.6W, J.Anderson-12.84W, Carla Bauman, AZ-12.8W

200 meter Hurdles (30 inch)		
28.31	Susie Ray, CA	5/31
28.59	Marlene Harmon, CA	5/30
29.02	Laurie Carroll, CA	6/13
29.16	Dulce Reade, CA	6/13
29.21	Janet Gray, MD	6/13
29.0	Carla Bauman, AZ	6/13
29.27	Patricia Phipps, TN	6/13
29.27	Barbara Davis, MD	6/13
29.29	Susan Burrus, WA	6/13
29.30	Gretchen Mills, CA	5/31
29.35	Mary Crevelt, CA	6/13
29.2	Marchele Wierson, OR	5/22
29.9	Robin Jackson, NY	7/15
30.17	Cindy Conway, IL	6/13
30.19	Carol Manning, CA	5/30
30.0	Dawn Freeman, AZ	3/21
30.2	Jane Morgan, AZ	5/16
30.2	Debbie Johnson, NY	7/15
30.51	Dolores Archuleta, NM	6/13
30.3	Victoria Spring, OR	5/22
30.55	Jerny Townsend, CA	6/13

One mile Walk		
7:47.5	Cindy Vaughan, CA	5/31
7:55.9	Linda Bottlik, CA	6/13
8:00.0	Joyce Brodick, CA	6/13
8:02.1	Shelly Quintana, CA	5/31
8:05.5	April Hickey, CA	5/30
8:05.6	Sharlene McGinley, CA	5/31
8:10.6	Sandy Pollock, AZ	6/13
8:13.5	Jessica Waskow, CA	6/13
8:13.6	Christine Jimenez, CA	6/13


8:19.3	Lynn Holmbeck, CA	6/13
8:24.3	Kimi Durham, CA	5/30
8:24.5	Cynthia Mekeal, CA	5/30
8:27.7	Jane Doody, CA	6/13
8:33.3	Debbie O'Sullivan, CA	5/22
8:36.5	Sue Dittman, CA	5/22

Questionable times: Holmbeck-8:09.2 F, Durham-8:19.8F

Long Jump		
18- 8	Robin Jackson, NY	5/2
18- 7 f	Cynthia Rhodes, AZ	2/21
17-11 1/2 f	Laura Clark, AZ	6/5
17-10 w	Pam Stiles, NY	7/10
17- 8 1/2	Linda Karecki, IL	5/29
17- 7 1/2 w	Joyce Bowie, CA	4/4
17- 5 1/2 w	Rochelle Hall, NY	5/8
17- 4 1/2	Carol Lewis, NJ	5/23
17- 1 1/2	Tracy Hanlon, CA	5/8
17- 0 1/2 w	Angie Toney, PA	8/14
16- 8 1/2 f	Felicia Brown, MI	7/10
16- 8 w	Joan Porsch, KS	6/13
16- 7 1/2	Janice Smith, CA	5/31
16- 7 1/2 f	Millie Ellington, AZ	6/5
16- 7	Marlene Harmon, CA	5/8
16- 7 f	Paula Goss, AZ	5/29
16- 6 1/2 f	Marida Belton, AZ	2/21
16- 6 1/2 w	Patricia Mahoney, CA	5/22
16- 5 w	Katherine Wallace, FL	3/20
16- 4 1/2 f	Carla Bauman, AZ	3/6

Wind-aided and questionable marks:
 Bowie-18'5 1/2 W, Pamela Styles, NC-18'0 1/2 wf, Lewis-17'8 1/2 W, Tina Scott, CA-17'7 1/2 Wf, R.Hall-17'7 Wm, Brenda Poppo CA-17'3, Bauman-17'1 1/2 Wf, Pat Boston, KS-17'0 W, Harmon-16'10 1/2 W, Jackie Joyner, IL-16'10 1/2 wf, Sara Fulcher, NC-16'10 1/2 wf, Mahoney-16'10 W, Joy Meyer, MO?-16'9 1/2 wf, J.Smith-16'9 1/2 W, Gigi Hurley, CA-16'9 1/2 wf, Pamela Perry, VA-16'9 1/2 wf, Robbie Williams, CA-16'8 1/2 wf, Jackie White, CA-16'7 wf, Ophelia Thomas, MD-16'7 wf, Sally Marquez, NM-16'6 W, Penny Green, TX-16'6 wf, Rhonda Whitlow, CA-16'5 1/2 W, Tammy Muldrew, CA-16'5 1/2 W, Darla Driskill, MO-16'5 1/2 wf, Flormena Serna, CA-16'5 wf, Debra Thurston, IL-16'4 1/2 wf

GYM, SWIM, TEAM & LEISURE SPORTS CLOTHING



Send for literature, please indicate Gym and/or Team Sport.

Broderick U.S.A.

TOM BRODERICK COMPANY, INC.
 P.O. Box 6096, Glendale, Calif. 91205 ■ P.O. Box 997, Parsons, Kansas 67357

High Jump

5-7 3/4	Lisa Peters, CA	6/13
5-6	Ellen Fargo, CA	5/15
5-6 m	Mary Nicol, TX	5/16
5-5	Janet Gray, MD	5/23
5-4 f	Jill Gillingham, AZ	3/21
5-4	Dawn Freeman, AZ	5/8
5-3	Connie Strickland, OR	4/24
5-3 f	Mary Swenson, IL	5/16
5-3	Angela Pfeifer, CA	5/22
5-3 f	Rhonda Beaufoord, MI	7/10
5-2	Pam Robison, CA	5/31
5-2	Edie Clouse, KS	6/13
5-2	Barbara Davis, MD	6/13
5-2	Tina Hayden, IL	6/13
5-2	Patsy Schlosser, NM	6/13
5-2 m	Stasia Kissel, KY?	6/19
5-2	Rena Wright, CA	6/27
5-1 1/2	Linda Karecki, IL	5/29
5-1 1/2	Traci Gisel, KS	6/13
5-1 f	Kelly Hoban, CA	3/21
5-1 m	Tracy Brewer, NM	5/30
5-1 m	Rhonda Bacca, WA	6/5
5-1	Lisa Nicholson, OR	6/5
5-1	Cheryl Root, KS	6/13
5-1 m	Lori Morrow, MO	7/10
5-1 m	Pamela Perry, VA	7/31
5-0 1/2	Gigi Hurley, CA	7/15
5-0 1/2	Sandy Martin, NC	6/26
5-0	Laurie Carroll, CA	2/15
5-0	Joyce Bowie, CA	2/15
5-0	Terry Ahart, IL?	5/16
5-0	Diane Brodie, CA	5/31
5-0	Janet Capovilla, CA	5/31
5-0	Julie Stevens, OR	6/5
5-0	Kerri Hall, CA	6/5
5-0	Sharon Keeling, KS	6/13
5-0	Lisa Battle, IL	6/13
5-0	Dena Spier, GA	6/19
5-0	Linda Janicki, OH	6/19
5-0	Mary Chapman, KS	6/19
5-0 m	Carol Lewis, NJ	7/31

Questionable mark: Susan Schwing-hammer, IN-5-0m

Shot Put (6 pound)

52- 1 1/4	Susie Ray, CA	6/13
44-11	Christy Ault, CO	6/13
44- 9 1/2 m	Mary Maciejczyk, PA	7/31
43- 3 1/2	Patty Davidson, KS	6/13
43- 1 1/2	Barrie Greer, CA	6/13
42- 0	Gail Turnage, TN	5/29
41- 6 1/2 i	Kathy Travers, PA	6/5
41- 3	Kim Allen, LA	5/29
40- 8 1/2	Jackie Sheffield, CA	5/30
39- 4	Starla Watts, KS	6/12
38- 7 1/2	Gayle Kirby, AZ	6/5
38- 5 1/2	Priscilla Perkins, MS	5/29
38- 3	Gillian Delear, CA	5/22
37-10 1/2 i	Theresa Babbitt, CA	7/17
37- 9	Sandra McMillan, CA	5/22
37- 8 m	Helen Carter, MS	6/26
37- 2 1/2	Tonee Buntin, MI	6/19
36- 9 1/4	Felicia Mangham, GA	6/19
36- 8 1/2	Teri DeSautel, WA	7/17
36- 7	Paula Simpson, MO	6/12
36- 5 1/2	Norma Jones, MO	5/8
36- 4	Yolanda Newton, LA	7/2
36- 3 1/2	Chris Phelps, CA	5/15
36- 2 1/2	Kathy Martin, CA	5/22
36- 2 i	Baker, KS	6/19
36- 0 1/2	Nancy Rowell, CA	5/30
36- 0 i	Penny Waggener, MO	6/26

AGE-GROUP GIRLS**BORN IN 1960-61**

AAU - Intermediate Division (14-15 as of Jan 1, 1976)

JUNIOR OLYMPIC - Intermediate (14-15 as of Jan 1, 1976)

CANADIAN - Midget Division (14-15 as of Dec 31, 1975)

RRCA - 14-15 years of age (on date of meet)

HIGH SCHOOL - freshman (ninth grade or under)

100 yd/100 meter Dash (m = 100m time)

11.60m	Brenda Winston, CA	5/31
10.5	Felicia Dupuch, CO	5/30
11.68m	Gwen Loud, CA	6/15
11.88m	Lorene Spearman, IN	6/15
11.6m w	Lori Green, KS	5/29
10.7 w	Frieda Cobbs, CA	5/29
10.7 w	Kelia Bolton, CA	7/31
10.95	Danita Young, CA	5/31
10.8	Lisa Thompson, AZ	5/9
11.08	Dawn Peters, CA	5/31
10.9 w	Patty Frost, NY	6/5
11.9m	Delvis Burroughs, FL	6/12
10.9 w	Cornelia Jackson, FL	7/24
10.9 w	Sheryl Pernell, TN	7/31
10.9 w	Janice Nomiya, WA	7/31
10.9	Lynn Maxwell, KY	8/22
12.12m	Jo Anne Hudson, WA	6/14

Questionable marks: Andrea Heilman, OR-39'9 1/2im, Simpson-38'1im, Yvette Drumond, OH-37'3if, Michelle Souder, OR-37'3im, R.Kondrant, LA-36'9m, Pamela Daniels, FL-36'8im, Tracy Vickers IN-36'2if

Discus Throw (1.0 kilogram)

109- 4	Gail Turnage, TN	6/13
108- 0 i	Donna Hollingsworth, CA5/15	
105- 5	Christy Ault, CO	6/13
104- 5 i	Kathy Travers, PA	6/5
103- 2	Melody Jones, AZ	6/13
102- 8	Barrie Greer, CA	2/29
100- 3	Lynn Wingle, CA	6/13
96- 1 f	Gillian Delear, CA	3/28
95-11	Gayle Kirby, AZ	6/5
95- 7 i	Denise Guyot, WA	6/5
93- 5 i	Theresa Babbitt, CA	7/17
88- 1 i	Sandi Merry, WA	6/26
87-10 i	Michelle Joy, OR	5/8
87- 9 i	Cirdy Justice, OH	5/22
87- 9 i	Betsy Smith	

Questionable marks: Mary Maciejczyk, PA-113'1lif, Kay Roberts, CA-98'10lif, Suzanne Wasserman, TX-94'9if

Javelin Throw (600 gram)

123- 5	Melanie Johnson, CA	6/13
114- 3	Debra Edens, AZ	5/8
110-10	Nancy Rowell, CA	6/13
109-10 i	Kin Wandebrake, WA	7/17
107- 9	Lisa Filkowski, CA	6/13
107- 1	Deena Bernstein, CA	6/13
106-10	Christy Ault, CO	6/13
106-10	Wendy Ashton, CA	7/18
106- 0	Donna Hollingsworth, CA5/30	
105- 6	June Wintermute, CA	3/21
103-10	Janet Capovilla, CA	5/30
102-11	Gillian Delear, CA	6/13
101-10	Teri Ginella, CA	5/30
99- 4 i	Lynn Palmer, WA	6/26
99- 2	Barrie Greer, CA	3/27
97- 3	Gayle Kirby, AZ	6/5
96- 5 i	Teresa Federico, WA	6/26
94-11 i	Julie Holsinger, WA?	7/17
94- 9	Tina Lask, AZ	5/16
94- 7	Juanita Vetter, OH	6/19
94- 5 f	Mary Ann McCaa, LA	5/15
93- 1	Grace Wieting, CA	6/27

Questionable mark: Dodie Campbell, OR-105'7if

Pentathlon (80m Low Hurdles, 6 lb. Shot Put, High Jump, Long Jump, 200m)

3499 w	Susie Ray, CA	5/2
	(12.5, 47-8, 4-8, 14-8, 26.6)	
3289 w	Marlene Harmon, CA	5/2
	(12.4, 27-2, 4-8, 16-10 1/2, 26.4)	
3175 f	Dawn Freeman, AZ	5/1
	(12.8, 26-7 1/2, 5-2 1/2, 15-9, 28.6)	
3170 f	Paula Goss, AZ	5/29
	(12.8, 29-8, 4-2, 16-7, 25.4)	
3094	Zebada Poage, NY	7/17
	(12.6, 24-9, 4-8, 15-11 1/2, 27.0)	
3046 w	Lisa Peters, CA	5/2
	(16.7, 29-2, 5-1 1/2, 15-9 1/2, 26.1)	

Questionable scores: Gigi Hurley, CA -3413wf, Laura Cole, AZ-3182fm

200 meter/220 yd Dash (m = 200m time)

23.8	Jennie Gorham, MO	6/19
23.8	Lori Green, KS	6/19
23.9 f	Lorene Spearman, IN	6/4
24.0	Brenda Winston, CA	5/9
23.9m w	Frieda Cobbs, CA	7/3
24.4	Jeanine Brown, TX	5/7
24.4	Jocelyn Bentley, KS	6/19
24.4m	Brenda Turner, NY	5/29
24.73m	Pamela Lane, NY	6/14
24.7	Felicia Dupuch, CO	5/30
24.7	Melissa Hill, MD	7/31
24.7	Sheryl Pernell, TN	7/31
24.6m w	Sherrylyn Brown, OH	5/22
24.8	Lisa Thompson, AZ	5/9
24.8	Shelia Labome, TX	4/10
24.8	Rhonda Yancey, PA	7/31
24.7m	Delvis Burroughs, FL	6/12
25.01m	Kelia Bolton, CA	6/14
24.9	Lynn Maxwell, KY	6/19
24.9 w	Janice Nomiya, WA	7/31
24.8m	Gwen Loud, CA	3/21
25.05m	Lori Lewis, NJ	6/10
25.18	Danita Young, CA	5/31
25.0	Kelly Elias, IN	6/4
25.0 w	Sandra Myers, KS	6/12
25.31	Denise Eddington, CA	5/31
25.1	Linda Portasik, VA	7/31
25.0m w	Leslie Lemon, OH	5/22

Wind-aided and questionable times:

Spearman-23.5W, L.Lewis-24.3W, Bolton-24.5W, Jo Anne Hudson, WA-24.5W, Nomiya-24.8W, Lavanda Waters, MO-24.8mf, Lashon Bradford, TX-24.8mf, Marquita Belk, CA-24.9mf, Erica Jackson, CA-25.1f

400 meter/440 yd Dash (m = 400m time)

54.1	Jennie Gorham, MO	8/22
54.5	Marquita Belk, CA	6/13
54.94m	Carolyn Digby, OR	6/5
55.10m	Dana Arnim, WA	6/14
55.7	Linda Portasik, VA	7/31
55.7	Sherrylyn Brown, OH	8/22
55.9	Sharon Acker, CO	6/13
56.0	Melissa Hill, MD	7/31
55.90m	Rochelle Collins, MI	6/14
56.1	Barney Sue Carral, CA	6/13
56.3	Sondra Childs, TX	8/21
56.21m	Cynthia Tyler, CA	5/31
56.5	Debbie Dunn, PA	6/13
56.6m	Sheila Polk, CO	3/21
56.6m	Kim Whitehead, NY	5/23
56.9	Pam Fowler, TX	5/7
57.0	Easter Gabriel, TX	7/3
57.2 f	Lezli Peterson, CA	5/28
57.01m	Francine Gilmore, LA	6/14
57.3	Debbie Hawkins, MA	6/5
57.3	Michelle Hawthorne, CA	6/13
57.3	Barbara Wells, CO	6/13
57.3	Kathy Jones, CA	6/13
57.3	Marla Gardenhire, KS	6/19
57.0m	Cynthia Colquitt, PA	8/8
57.4	Shelia Labome, TX	2/28
57.4	Judith Wildey, MT	8/21
57.5	Laurette Rhea, KS	6/19
57.5	Jocelyn Bentley, KS	6/19
57.5	Lisa Sherrill, NC	7/31

800 meter/880 yd Run (m = 800m time)

2:08.7	Deanna Coleman, WA	7/14
2:09.9m	Julie Stibbe, OH	6/15
2:10.0m	Ann Regan, CA	6/14
2:11.9	Kathy Vetter, TX	8/22
2:12.0	Rochelle Collins, MI	8/22
2:12.4	Barney Sue Carral, CA	5/23
2:12.4	Lauri Mullins, CA	5/23
2:12.2m	Paula Rose, CA	4/25
2:13.7	Susie Meek, CA	6/5
2:13.9	Jill Haworth, MD	8/21
2:15.0	Eryn Forbes, OR	5/29
2:15.5	Kay Stormo, SD	8/21
2:15.8	Lynne Honeywell, CA	6/5
2:15.8	Regina Felix, NY	6/13
2:15.3m	Chris Stoiloff, CA	5/23
2:16.8	Mary Damutz, NJ	8/21
2:16.0m	Leslie Devereaux, PA	5/23
2:17.3	Mandy Renner, MO	6/19
2:16.6m	Mary Neumeister, NY	7/3
2:16.7m	Martha Minguies, NY	5/2
2:17.7	Carol Czarnetski, CA	1/4
2:17.6	Sloan Thompson, AZ	5/9
2:17.7	Sandy Hoffman, OH	6/19
2:16.9m	Pam LeBlanc, LA	5/29
2:17.8	Janelle LeValley, KS	6/19
2:17.0m	Nancy Buguey, MA	6/27
2:17.9	Leslie Sullivan, FL	5/15
2:17.1m	Lynn Maltinski, CA	5/6
2:18.5	Shari Cassin, AZ	6/13
2:17.7m	Carolyn Bing, CA	4/24
2:18.6	Rhonda Washington, CA	5/23

Questionable times: Tania Wells, TN-2:14.6F, Carolyn Digby, OR-2:15.2F, Mary Shea, NC-2:15.6F, Linda Richardson, NJ-2:15.9fc, Cassin-2:17.3F, Diane Bussa, IN-2:18.6F, Heidi Dobberstein, AZ-2:18.6F

Note: All times made with fully automatic electronic timing have been rounded up the the next highest tenth (the same way as hand timing) in accordance with the new international practice.

1500 meter/One mile Run (m = 1500m)

4:24.6m	Paula Rose, CA	6/11
4:26.2m	Eryn Forbes, OR	4/24
4:27.4m	Lynn Jennings, MA	6/15
4:50.2	Tania Wells, TN	8/22
4:51.0	Aileen O'Connor, MD	6/13
4:31.6m	Deanna Coleman, WA	6/14
4:55.4	Jill Haworth, MD	6/13
4:56.4	Lynn Maltinski, CA	5/28
4:57.9	Regina Felix, NY	6/13
4:35.1m	Kelly O'Toole, NY	6/6
4:35.9m	Nancy Frank, NY	6/6
5:00.0	Stacey Kearns, CA	6/4
5:00.2	Janel LeValley, KS	8/21
5:00.5	Kelly Wells, CA	5/28
5:00.8	Sandy Hoffman, OH	8/21
5:01.1	Suzanne Keith, CA	1/4
4:38.4m	Glenda Valley, TN	6/14
5:01.7 f	Betsy Oberle, IL	5/29
5:03.0	Vicki Bray, CA	6/4
5:03.2	Ann Trason, CA	6/13
5:03.3	Karen Bain, CA	6/4
5:04.6	Carol Czarnetski, CA	8/22
5:04.7	Leslie Sullivan, FL	6/5
4:41.8m	Barney Sue Carral, CA	2/15
4:42.8m	Lesia Gilliland, NM	4/11
5:05.9	Kim Sharpe, NY	6/5
5:06.7 f	Irene Griffith, WA	7/31
4:43.7m	Kirsta Holmes, AZ	4/11
5:07.2	Lynne Honeywell, CA	5/23
4:44.2m	Diane Stern, CA	5/23

Questionable times: Coleman-4:49tf, Frank-4:56.0F, O'Toole-4:57.2F, Keith-4:34.7mf, Diane Barrett, AZ-4:59.1F, Mary Shea, NC-4:59.5F, Bain-4:37.1mf, Griffith-5:03.6uf

3000 meter/Two mile Run (m = 3000m)

10:19.0	Aileen O'Connor, MD	8/21
10:38.1	Betty Springs, FL	8/21
10:39.8	Irene Griffith, WA	8/21
10:40.8	Lora Cartwright, IN	8/21
10:47.2	Diane Barrett, AZ	1/25
9:58.0m	Roxanne Bier, CA	6/15
9:59.0m	Ann Trason, CA	6/15
10:50.4	Suzanne Keith, CA	4/11
10:51.9	Tania Wells, TN	8/21
10:53.9	Mary Shea, NC	8/21
11:03.4	Diana Halpin, NY	6/5
10:13.2m	Shelli Wooldridge, CA	5/23
11:04.7	Diane Esslinger, CA	5/31
10:14.4m	Jill Haworth, MD	6/15
11:08.2	Carol Czarnetski, CA	8/21
11:12.0	Becky Villavazo, CA	5/9
11:13.1	Diane Bussa, IN	5/29
11:15.0	Patty Plymire, IL	6/13

Questionable times: Shea, NC-10:51.0 F, Haworth-10:08.6mf

100 meter Low Hurdles (30 inch)

14.0	Kim Costello, CA	3/21
14.29	Kris Costello, CA	6/13
14.37	Tawny Singleton, CA	5/16
14.52	Kathy Yuhas, CA	5/31
14.3	Cheryl Glazier, CA	5/23
14.3 f	Laura Kutska, IL	5/29
14.6 w	Renita Garnett, WA	7/31
14.85	Mary Winnewisser, CA	6/13
14.7	Joanne Erb, CA	4/4
14.7	Rene Felton, PA	6/12
14.7 w	Marcie Dahl, KS	6/12
14.8	Alison Reed, CA	5/23
14.8 w	Betty Rounds, OR	7/31
14.9	Roxanne Keating, AZ	5/29
15.15	Kathy Bower, CA	5/31
15.0 w	Terri McMahon, AZ	3/20

Questionable and wind-aided times: Glazier-14.1W, Stacy Allen, LA-14.4W, Lois Davis, PA-14.71W, Reed-14.79W, Cheryl Williams, NJ-14.89W, Colleen Williams, ID-14.7Cwf, Marguerite Woods, CA-14.7W, Kerry Zwart, CA-15.20 W, Pam Dudash-15.22W

100 meter "High" Hurdles (33 inch)		
13.91	Lori Dinello, IL	7/7
14.8	Linda Karecki, IL	5/28
15.08	Laura Kutaska, IL	6/14
14.9	Cheryl Glazier, CA	2/15
15.31	Lois Davis, PA	6/14
15.3	Kerry Zwart, CA	5/16
15.3 w	Edna Brown, PA	8/8
15.6	Terri Ellis, MD	7/31
15.8	Alison Reed, CA	2/15
15.8	Trina Cunningham, MD	7/31
15.9	Terri McMahon, AZ	6/5
15.9	S. Clark, OH	7/31

Wind-aided times: Stacy Allen,LA-14.65W, Kim Costello,CA-14.9W

300 meter Low Hurdles (30 inch)		
43.9	Cheryl Glazier, CA	3/21
44.11	Alison Reed, CA	6/13
44.2	Joanne Erb, CA	3/21
44.3	Carolyn Bing, CA	5/23
45.18	Cathy Hohmann, CA	6/13
45.19	Sylvia Floyd, PA	6/13
45.44	Mary Lou Taylor, TX	6/13
45.6	Tawny Singleton, CA	5/23
45.9	Karen Ueda, CA	5/23
46.3	Roxanne Keating, AZ	4/11
46.3	Denise Montoya, CA	5/31
46.4	Tammy Sykes, TN	6/13
46.6	Kathy Bower, CA	5/31
47.10	Rita Kysella, CA	5/30
47.13	Terry Forman, IL	6/13
47.0	Marian Franklin, CA	5/23

400 meter Low Hurdles (30 inch)		
61.31	Alison Reed, CA	6/14
61.3	Lois Davis, PA	6/6
62.70	Carolyn Bing, CA	6/14
64.2	Stacy Allen, LA	5/29
64.2	Sylvia Floyd, PA	6/6
64.9	Kathy Weiss, CO	5/30
65.1	Joanne Erb, CA	4/25
66.0	Tammy Sykes, TN	5/29
67.0	Vanessa Landis, PA	4/25

One mile Walk		
7:30.3	Lisa Metheny, CA	6/13
7:46.5	Tracy Trisco, CA	5/31
8:01.7	Becky Villalvazo, CA	6/13
8:02.1	Georgia Sakelarios, CA	5/31
8:05.9	Laura Spencer, CA	6/13
8:17.0	Amy Spangler, CA	6/13
8:19.9	Julie Partridge, ID	8/21
8:22.6	Melissa Steinle, CA	6/13
8:23.2	Tricia Moore, OH	8/21
8:29.8	Norma Howitt, CO	6/13

3000 meter Walk		
14:40.2	Lisa Metheny, CA	6/15
15:30.7	Tracy Trisco, CA	6/15
15:49.3	Becky Villalvazo, CA	6/15
16:02.6	Georgia Sakelarios, CA	5/23
16:13.5	Laura Spencer, CA	5/23
16:18.2	Amy Spangler, CA	6/15
16:26.0	Mary Devries, OH	6/15
16:34.4	Sharlene McGinley, CA	5/16
16:37.2	Karlene Waskow, CA	2/29
16:37.8	Paula Schurwonn, CO	6/15
16:52.4	Melissa Steinle, CA	6/15
17:02.4	Julie Partridge, ID	6/15
17:23.8	Kin Narwold, CA	2/29

5000 meter Walk		
26:58.6	Lisa Metheny, CA	5/2
27:19.8	Becky Villalvazo, CA	4/24
27:54.0	Georgia Sakelarios, CA	6/11
28:21.8	Sharlene McGinley, CA	5/23
28:57.0	Melissa Steinle, CA	6/11

Questionable times: Sakelarios-27:41.6P, Laura Spencer,CA-27:57.0P

Long Jump		
19-4	f Roxanne Keating, AZ	6/5
19-0½	Denise Groom, TX	5/29
18-9½	w Sandra Myers, KS	6/12
18-6	w Sharon Billie, FL	7/24
18-5½	w Patricia Johnson, IL	6/13
18-4	w Carolyn Coleman, KS	6/12
18-4	w Desiree Pritchett, IL	6/13
18-4	w Arnetta Robinson, CA	6/13

18-3½	w Ellen Howard, PA	6/6
18-3½	f Cindy Mellas, MI	7/10
18-2	w Kerry Zwart, CA	5/16
18-2	w Carolyn Digby, OR	5/29
18-1½	w Vicki Almeida, CA	6/4
18-1½	w Sylvia Green, NY	6/5
18-1½	f Keitha Harris, NY	7/31
18-1	Sue Kruse, CA	5/28
18-0	m Lisa Griffiths, TX	4/10
17-11	Dawn Peters, CA	5/9
17-10	Tracie McMurray, CA	5/9
17-8½	f Erin Pike, CA	3/21

Wind-aided and questionable times: Roxanne Wright,CA-18'9½w,f, Myers-19'w,f, Judy Pollion,TN-18'8½w,f, Jackie Davies,WA-18'4¼, Barbara Drain,TX-18'3w,m, Annette Cox,AK-18'2¼w,f, Almeida-18'2w,m, Doreen Ransford,OH-18'1½w,f, Linda Boyan,OH-18'0¼w,f, Pike-17'9½w,c, Patty O'Dris-coll,MI-17'8½w

High Jump		
5-10	Kari Gossviller, CA	6/5
5-9	Sharon Burrill, CO	8/21
5-8½	Tammi Thomas, TX	8/21
5-8	m Elizabeth Kern, CA	7/31
5-7	Tammy Collman, OR	6/4
5-6½	Lori Anderson, AZ	5/9
5-6	Judy Pollion, TN	5/29
5-6	Lori Loughery, OR	5/29
5-6	Joan Martin, CA	8/21
5-5½	Sally Layman, WA	7/17
5-5½	Heidi Whitehead, WA	7/17
5-5	Kari Easton, OR	5/29
5-5	Robin Harthill, OR	5/29
5-5	Alston, CA	6/4
5-5	Debra Jones, CA	6/4
5-5	Lucy Wardle, CA	6/13
5-5	Candy Acres, CA	6/13
5-5	Margo Rogus, IL	6/13
5-5 f	Sharon Billie, FL	7/24
5-4½	Gigi Hangland, OR	5/8
5-4½	Sandy Huntley, OR	6/4
5-4½	Jonet Weide, WA	7/17
5-4	Kim Costello, CA	4/11
5-4	Debbie Miller, NM	4/11
5-4 m	Anita Green, AZ	5/16
5-4	m Liz Rolph, OR	5/
5-4	Lori Lincoln, OR	5/29
5-4	Karyn Hinkelman, CA	5/31
5-4	Peggy Stewart, MA	6/5
5-4	Deanna Bush, KS	6/12
5-4	Linda Scott, KS	6/19

Questionable marks: Maureen Dunn,WA-5'7fm, Hinkelman-5'5fm, Shammon Horra-5'4fm, Juanita Barnett-5'4uf, Kim Brown,WA-5'4um

Note: It has been assumed that a toss with the 4 kilogram shot is equivalent to 2 feet better than a put with an 8 pound shot (e.g. 44-6 with 4 kg. shot ≠ 46-6 with 8 lb. shot)

Shot Put (8 lb/4 kg) (k = 4kg shot)		
44-6k	Kerry Zwart, CA	5/23
45-2½	Janice Stucky, KS	8/21
42-8½	Karen Stampfli, CA	6/4
42-4½	Michelle Betham, CA	6/4
42-2 i	Becky McGranahan, KS	6/19
42-0½	Becky Moore, OR	5/29
41-9½	Wendy Whitley, PA	8/21
41-9	Gina Piatt, PA	6/13
41-3½	Sharon Lotmore, FL	8/21
41-1½	Susan Springer, CA	6/13
40-10½	Jackie Nelson, CA	6/13
40-9½	Joy Burgan, CA	6/4
40-6½	Natalie Polk, TX	5/8
40-5	Vickie Smith, MI	7/10
40-2	Regina Butler, NY	6/5
39-8½	Deborah Och, PA	8/21
39-3½	Elaine Roque, CA	5/23
37-3k	Linda Karecki, IL	5/28
39-0½ i	Julie Burik, KS	6/19
38-7 i	James Stowe, NC	6/27
38-4½	Marta Kuehl, CA	6/13
38-2 i	Lori Sweet, OR	4/10
38-0½ i	Jozette Lawrence, NC	6/26
35-10½ki	Jaekie Henry, WA	6/5
35-10½k	Stephanie Donaldson,TN5/29	
35-7½k	Dana Berkelman, TX	5/15
37-6½	Sandy Huntley, OR	6/6
37-1½ i	Carrie Stewart, KS	6/12
37-0½	Jean Bulla, TX	4/24

Questionable marks: Springer-41'9½ icm & 41'8u & 41'6fm, Janell Pehlen, OR-39'3ifm, Henry-39'2½ic & 38'8imc, Penny Thomley,WA-38'1im

Discus Throw (1.0 kilogram)		
142-10	Gina Piatt, PA	7/8
142-3	Christi Pyle, CA	6/14
135-3	Susan Springer, CA	5/23
134-11	Karen Stampfli, CA	7/17
134-6	Vickilee Cobern, TX	8/21
127-6	Debbie Williams, OH	6/14
125-7	Pia Iacovo, MA	6/5
123-5	Becky McGranahan, KS	8/21
122-11	Marta Kuehl, CA	5/23
122-2	Jean Bulla, TX	4/9
119-10	Lorna Ollmacher, TX	5/7
119-7	Woodie Wilson, TX	5/7
119-0 i	Janice Stucky, KS	6/12
118-7 i	Lori Dresser, WA	7/31
117-7 f	Marianne Murphy, NJ	7/31
117-4 f	Donna Lake, MD	7/31
114-0 i	Karlyn Gansel, FL	7/24
113-2	Vicki Powell, CO	6/13
113-2	Dorna Gregory, CA	7/17
112-9	Joy Burgan, PA	7/17

Questionable marks: Kuehl-124'lfm, Dresser-123'OF & 122'lflic, Vickie Smith,MI-122'6if, Powell-118'7im & 113'7if, Debbie Carpenter,OR-1163if

Javelin Throw (600 gram)		
147-1	Charm Bishop, CA	6/27
145-0	Jackie Nelson, CA	6/15
139-2	Debbie Dibb, CA	6/15
132-9 f	Suzanne Wallace, OR	6/4
123-10	Donna Mayhew, CA	5/9
123-1 i	Jan Kaiser, WA	7/31
120-11 f	Kimberly Cox, CA	4/25
120-4 f	Maria Sandvold, OR	5/22

CORRECTIONS & ADDITIONS

/Refer to original list in September/October issue of STARTING LINE Magazine/

100 yard Dash		
12.4	Erica Peterson, CA	5/22
12.7	Tanya Granger, CA	5/22
12.8	Celia Tarver, CA	5/22
12.8	Shelly Brown, CA	5/22
13.2 w	Felicia Montague, NC	7/16

220 yard Dash		
28.6 w	Terkeler Shegog, TN	7/16
29.7 w	Tanya Granger, CA	6/27
29.8 w	Kim Stewart, NC	7/16
30.3 w	Demetria Broadmus, GA	7/16
30.4 w	Dawn Benedict, IN	7/1
30.5 w	Kelly Burkhead, CA	6/27

440 yard Dash		
67.4	Dusty Johnson, CA	5/22
68.0	Dawn Benedict, IN	7/3
69.1	Sharon O'Brien, CA	5/22

880 yard Run		
2:38.5	Rose Martinez, CA	5/22
2:39.0	Jan Hale, CA	5/22
2:41.0	Bobbie Rubio, CA	5/22
2:43.9	Francine Baum, MO	5/23

One mile Run		
5:40.9	Suzanne Muschitz, CA	6/5
5:44.3	Meme Conn, CA	1/25
5:56.5	Amy Cartwright, IN	7/3

880 yard Walk		
4:08.8	Kim Stone, CA	5/22

High Jump		
4-2	Liz Williams, AZ	5/16

Delete: Williams-4'4¼

Long Jump		
Questionable marks: Davis,OH-14'5 wfm, Dahm,OH-14'0wfm		

100 yard Dash		
Questionable times: Michelle Love, TX 11.8wt, Justina Boyd,CO 11.9wt		

220 yard Dash		
27.1m	Gayle Coulter, WA	6/20

Wind-aided and questionable times: Coulter-26.9mW, S.Simons-27.2m(del-ete,Canadian), Michelle Love-27.7wft

119-9	Angie Emory, CA	1/25
119-7 f	Kym Wycoff, AZ	6/5
119-2	Lavon O'Barner, AZ	1/10
117-9	Diana Bishop, CA	5/23
117-7	Xena Kistler, CA	6/13
117-6	Ann Schultz, CA	1/25
117-3 i	Michelle Riley, WA	7/31

Questionable marks: Vickie Smith, MI-134'4if, Emory-125'3C

Pentathlon (100m Low Hurdles, 8 lb. Shot Put, High Jump, Long Jump, 200m)		
3500 f	Roxanne Keating, AZ	5/29 (14.9, 29-2, 4-8, 18-4½, 25.8)
3355 f	Kathy Yuhas, CA	7/15-16 (15.5, 30-11, 5-2½, 15-11, 27.2)
3338 f	Anita Green, AZ	5/29 (15.6, 28-10, 5-3, 17-0½, 28.6)
3245 f	Martha Maroney, AZ	5/29 (15.8, 26-3, 5-0, 16-11½, 27.2)
3241	Keitha Harris, NY	7/17 (16.1, 27-5½, 4-8, 16-11½, 25.8)
3168 f	Lori Anderson, AZ	5/29 (15.5, 24-9, 5-4, 15-10½, 28.6)
3099	Marva Fearon, NY	7/17 (17.0, 25-8½, 4-8, 16-4½, 25.5)
3046 f	Bonnie Newman, CA	7/15-16 (16.5, 26-8½, 4-11, 15-10, 28.3)

Pentathlon (100m Hurdles/33", 4 Kg. Shot Put, High Jump, Long Jump, 200m)		
3871	Kerry Zwart, CA	5/28-29 (15.6, 42-8¼, 5-2½, 18-1, 25.7)
3764	Linda Karecki, IL	5/28-29 (14.8, 37-3, 5-1½, 17-8½, 26.1)

400 meter Dash		
change: 61.4m Gayle Coulter,WA 5/16 from 61.4y; 62.3m Kari Jonassen,WA 5/16 from 62.3y		
880 yard Run		
2:25.8	Chris Bronaugh, CA	5/22
2:26.1	Justina Boyd, CO	5/30
2:26.5 f	Laura Craven, OH	5/15
2:27.8	Becky Engleman, CA	5/22
2:28.1	Sonja Cooper, CA	5/22
2:28.8	Antionette Rolfe, CA	5/22
2:29.3	Marcy Anderson, CA	5/22
2:29.5	Joetta Cajero, NM	5/30

One mile Run		
5:02.1	Vicki Cook, CA	5/22
5:19.0	Regina Crawford, CA	5/22
5:20.5	Cindy Nuñez, CA	5/22
5:21.5	Marcy Anderson, CA	6/22
5:25.9	Angela Johnson, CA	5/22
5:30.4	Becky Engleman, CA	5/22

50 yard Low Hurdles		
7.9 w	Lisa Stary, CA	5/22
8.1 w	Geri Golden, CA	5/22
8.8	Lisa Johnson, CA	5/22
8.8	Cherie Knight, CO	5/30
8.8 w	Tammy Barton, GA	7/16

Questionable times: Wilma Pierce,AZ-7.8wt, Michelle Herring,NM-7.9wt

One mile Walk		
8:07.3	Samantha Rodella, CA	5/22
8:11.0	Diane Gorenberg, CA	5/22
9:03.4	Suzanne Bottlik, CA	5/22
9:10.4	Trisha Ramirez, CA	5/22

High Jump
Questionable marks: Laura Mazingo, NM-4'11fm, Angie Shannon,CO-4'9fm, Mary Beth Fiala,NB-4'8M

Long Jump		
15-2½w	Sandra Williamson, TN	7/16
15-0 w	Geri Golden, CA	6/27
14-11½w	Kathy Harrison, GA	7/16
14-10 w	Tracy Keverline, CA	6/27

Questionable marks: Shawn Lawson,CA-15'2½wuf

Shot Put (6 pound)		
Questionable mark: Gwen Malone,IL-31-Oim		

Baseball Throw		
187-10	Regina Quintero, NV	7/18

Boys Best Performers List

Compiled by Max & MARK ZUCKER

In the following pages we are presenting the year-end list of Best Performing young athletes of 1976 for the Junior Division (born in 1962-63) and Intermediate division (born in 1960-61). At the head of each division is an explanation of the specific birth years and type of competition that was included in that particular group.

For new subscribers, we would like to note that our last issue (September/October) contained the lists of best performers of 1976 for the two lower divisions, Bantam (born in 1966 & later) and Midget (born in 1964-65).

To prepare this list, we have recorded literally thousands of youngsters and scanned hundreds of meets throughout the country. However, the probabilities are that some marks have been omitted due to lack of information regarding the results of some meets. Additional data is welcomed and should be forwarded to the compilers.

NOTE: Boys appearing under the dotted line at the end of some events are additional younger athletes in that division. E.g. 12 year-olds in the Juniors and 14 year-olds in the Intermediates.

2:12.2	Carl Beaudoin, LA	7/10
2:12.8	Don McDaniels, CA	6/5
2:13.2	Allen Miller, CA	4/3
2:13.4	Todd Guppy, MO	6/19
2:13.4	Michael Harris, NY	7/31
2:13.57	Doug Bergman, OR	5/31

2:15.7	*Charles Engle, NC	6/27
2:15.8	*Jeffrey Clark, PA	7/31
2:16.0	*Jimmy Gardiner, NY	7/31
2:17.0	*Jeff Wallace, IN	7/10
2:18.2	*Frank Jewitt, CA	5/15

One Mile Run

4:38.2	Sebast. Straughter, CA	5/15
4:41.1	John Spillman, CA	6/26
4:41.5	Tim Hurtado, NM	6/26
4:42.5	John Zishka, OH	6/26
4:43.6	John Condos, CA	6/26
4:44.1	Steve Washington, DC	5/30
4:44.3	Sean Tracy, MD	5/30
4:44.4	*Fred Carley, FL	6/26
4:45.8	David Neidorf, CA	5/15
4:46.1	Robert Planta, CA	6/26

4:46.7	Thomas Ansberry, AZ	7/31
4:47.7	Allen Miller, CA	6/19
4:48.1	Mike Judson, CA	5/20
4:48.3	Jim Perkins, CA	5/15
4:48.7	Joe Ogden, CA	11/7
4:49.0	Don McDaniel, CA	6/26
4:50.2	Ronnie Harrison, OK	7/10
4:51.1	Tim Sanchez, NM	6/26
4:51.3	Ralph Miner, NM	6/26
4:51.9	Jimmy Gardiner, NY	7/31

4:52.2	Jim Kurtzman, CA	5/15
4:52.5	Doug Bergman, OR	6/12
4:52.6	Allan Green, CA	6/19
4:52.7	Kevin O'Connor, CA	7/18
4:52.9	Tom Flynn, PA	6/6
4:53.8	*Jeffrey Muth, FL	6/5
4:53.9	Mike McIntyre, CA	5/15
4:54.1	David Paul, MO	6/19
4:54.2	Greg Cook, KS	6/19
4:54.4	Randy Vest, LA	7/10

4:54.5	Ray Cook, CA	5/15
4:54.5	Chris Mareak, MO	7/10
4:54.7	Darin Honn, KS	7/10
4:55.0	Mike pyeat, WA	6/13
4:55.2	Scott Burgess, NJ	6/20
4:55.4	*Jim Kelley, CA	6/5
4:55.6	Keith Iovine, LA	7/10
4:55.68	Mike Meyer, Neb	7/17
4:55.9	Gregory Ridgley, OR	6/12

4:57.3	*Jim Scattini, CA	5/1
5:00.4	*Steve Slovic, OR	6/12
5:01.2	*Don Aviles, CA	4/3

Two Mile Run (m=converted 3000m)

10:02.0	*Fred Carley, FL	6/26
10:02.2	John Condos, CA	6/26
10:05.8	Robert Planta, CA	6/26
10:17.5	Ray Cook, CA	6/26
10:22.9	Kevin O'Connor, CA	7/18
10:23.1	Dave Marson, CA	5/22
10:24.5	Mike Grady, CA	6/19
10:25.0	Mike Assumma, CA	6/26
10:26.2	*Jim Kelley, CA	6/19
10:29.1	*Jim Scattini, CA	5/22

10:32.8	Paul Rauch, CA	6/26
10:33.8	Don Aviles, CA	5/1
10:34.9	Joe Ogden, CA	11/23
10:35.2	*John Collins, PA	6/26
10:35.3	Greg Fuechter, WA	6/26
10:42.6	Doug Bergman, OR	5/22
10:44.0	Don McDaniels, CA	6/5
10:46.6	Tim Novak, IN	7/10
10:48.4	Ed Lilly, OR	6/4
10:50.5	Paul Vandersteen, IN	7/3

10:50.6	Pat Curley, LA	6/12
10:50.6m	Mike Pyeatt, WA	6/5
10:51.1	Mike McIntyre, CA	6/5
10:55.0	Danny Gonzales, CA	4/3
10:57.0	John Ellison, CA	5/22
10:57.7	*Tom Strelow, CA	5/1
10:59.6	Greg Ridgley, OR	5/22
10:59.8	John Spillman, CA	5/8
11:00.0	Chris Mills, CA	4/3

COMPILED FROM RESULTS RECEIVED BY DECEMBER 15, 1976

YOUTH/JUNIOR DIVISION

boys born in 1962-63

YOUTH DIVISION includes: Boys competing in that age group in AAU meets, those who competed in the Junior Division in Junior Olympics, and all athletes born in the years specified above.

* = Twelve years old

100 Yard Dash (m=converted 100m)	23.7m	Terryl Seaines, MO	5/16		
10.1	Reggie Pressley, FL	7/28	23.7	Van Smith, CA	6/26
10.14	Tim Turner, IN	6/12	23.7	Mark Tucker, PA	6/26
10.2	Anthony Gibson, CA	5/15	23.8	Darryl Phillips, CA	6/19
10.2	Ted Nehr Korn, IL	6/12	23.8	Jeff Wilsy, WA	6/26
10.2	Darryl Gardner, PA	6/12	23.8	Ron Pollard, CO	7/24
10.2	David Ellis, WA	7/14	23.8	Dale Thompson, PA	7/31
10.3	Van Smith, CA	5/8	24.0	David Sanders, NC	6/27
10.4	Darnell Coles, CA	5/1	24.0	Troy Delemar, AZ	7/31
10.4	Brent Carbajal, OR	5/1	24.0	Tom Short, AZ	7/31
10.4	Sam Henderson, IN	7/10	24.1m	David Egner, MO	5/16
10.4	Dale Thompson, PA	7/31	24.1m	James Knight, IL	5/16
10.4	Barron Martin, NY	7/31	24.1	Richard Hayashida, CA	6/5
10.4	Troy Delemar, AZ	7/31	24.11	Byron Howell, OR	6/5
10.4	David Blanks, NM	7/31	24.2	Joe Pearson, CA	3/13
10.5	Darryl Denson, CA	3/13	24.2	Jimmy Crittendon, CA	6/19
10.5	Joe Person, CA	4/17	24.2	Raymond House, Ark	7/10
10.5	Jeff Whitmore, WA	5/8	24.2	Billy Kellihiolaki, CO	7/24
10.5	Jeff Wilsey, WA	6/19	24.2	Barron Martin, NY	7/31
10.5	Mark Tucker, PA	7/31	24.2	Craig Rainey, PA	7/31
10.5	Tony Allen, MD	7/31	24.3	Kevin Martinez, CO	7/24

10.6m	Stanley Thompkins, FL	6/12	24.4	Melvin Watkins, CA	5/15
10.6	Calvin Stites, KS	6/19	24.4	Paul Ussery, CA	6/19
10.6	Reynard Moten, PA	6/26	24.4	Dean Scarborough, CA	6/19
10.6	Dean LeVang, WA	7/2	24.5	Jeff DeGallier, WA	5/8
10.6	Brent Gage, NM	7/31	24.5	Tom Fishback, CA	6/5
10.6	Samuel Delbridge, PA	7/31	24.5m A;	Butler, FL	6/12
10.7	Darryl Phillips, CA	5/1	24.5m	Dean LeVang, WA	6/16
10.7	Jimmy Crittendon, CA	5/8	24.5	Calvin Stites, KS	6/19
10.7	Chris Valdez, CA	5/15	24.5	Todd Lawson, OH	6/19
10.7	Ed Jones, CA	5/15	24.5m	Corky Hicks, MO	6/26
10.7	Kenneth Mitchell, PA	6/26	24.5	Rod Richardson, LA	7/10
10.7	Chester Fuller, NC	6/27	24.5	Charles Gray, NJ	7/31
10.7	Rod Richardson, LA	7/10	24.5	*Paul Ussery, CA	6/5
10.7	Kevin Lemons, MO	7/10	24.8	*Steve Masar, CA	6/19
10.7	Corky Hicks, MO	7/10	25.1	*Ron Stobaugh, CA	6/19
10.8	*Archie Banks, NC	6/27	25.2	*Damon Taylor, NJ	7/31
10.8	*Wayne Nichols, LA	7/10	25.5	*Craig Bookter, LA	7/10
11.1	*Mitchell Kendall, NJ	7/31	25.6	*Mitchell Kendall, NJ	6/26
11.1	*Damon Taylor, NJ	7/31	440 Yard Dash (m=converted 400m)		
11.1	*Steve Masar, CA	4/17	51.45	Darryl Gardner, PA	6/27

220 Yard Dash (m=converted 200m)	52.56	Lajuan Callier, CA	6/27		
22.5	Reggie Pressley, FL	7/28	52.7	Mark Tucker, PA	7/31
22.8	Anthony Gibson, CA	6/26	53.15	Eric Brown, PA	6/27
23.0	Tim Turner, IN	6/26	53.17	Nazelle Warson, VA	6/27
23.1	Darryl Gardner, PA	7/31	53.4	Allen Anderson, CA	6/19
23.2	Brent Carbajal, OR	5/1	53.6	Raymond House, Ark	7/10
23.2	Ted Nehr Korn, IL	6/26	53.65	Tommy Hornsby, TX	6/27
23.2	Dave Ellis, WA	7/14	53.8	Daniel Kelly, FL	7/16
23.6	Dennis Kuithe, TX	6/26	53.8	Terryl Seaines, MO	7/10
23.6	Reynard Moten, PA	6/26	53.9	Joseph Allen, CA	5/15

54.26	Vincent Gordon, NC	7/16
54.3	Jeff Bradley, KS	6/19
54.3	Paul Yssery, CA	6/26
54.36	Tim Engelbracht, GA	7/16
54.4	Richard Hayashida, CA	6/5
54.4	Collins Barr, CO	6/13
54.4	Tim Johnson, Neb	6/13
54.4	Ulysses Tyrie, DC	6/26
54.4	Greg Walcher, OK	7/10
54.5	Jim Crittendon, CA	6/26
54.7	Scott Legal, CA	6/5
54.8	Todd Lawson, KS	6/19
54.9	Mark Evans, MO	6/19
55.0	Van Smith, CA	6/5
55.0	Todd Reinholdt, CA	6/19
55.0	Larry Whitby, VA	7/31
55.1	Victor Townsend, CA	5/15
55.2	Jeff DeGallier, WA	5/22
55.36	Ed Brown, NC	7/16
55.4	Scott Stocklebury, AZ	7/31
55.4	Danny Prescott, VA	7/31
55.5m	Joe McCall, FL	6/12
55.5m	Kevin Lemons, MO	6/26
55.7	Greg Johnson, CA	5/22
55.7	Lester Lyles, DC	6/26
55.7	Ernest McCombs, NJ	6/26
55.7	Dave Dittman, CO	7/24
55.8	*Paul Ussery, CA	5/8
55.8	Carl Bell, MO	6/11

880 Yard Run

2:03.2	Carvel Jones, CA	5/15
2:03.8	Steve Washington, DC	5/30
2:05.0	Sean Tracy, MD	5/30
2:05.2	Garnell Stevenson, VA	6/26
2:05.5	Randy Vest, LA	3/27
2:06.2	Tim Hurtado, NM	6/26
2:06.3	Eric Brown, PA	6/26
2:06.6	Chad Atkins, TX	7/3
2:07.4	Lester Lyles, DC	6/26
2:07.5	Ernest McCombs, NJ	7/31
2:07.62	John Zishka, OH	6/27
2:07.7	Jim Perkins, CA	6/5
2:08.0	James Kurtzman, CA	6/27
2:08.1	Scott Legal, CA	6/26
2:08.5	Tim Johnson, Neb	6/13
2:08.6	Blaine Anderson, CA	5/15
2:08.9	Garnell Stevenson, VA	6/26
2:09.47	Jeff Lewis, OR	5/31
2:09.5	Dannie Smith, OK	7/10
2:09.77	Mike Guenther, CO	6/27
2:09.9	Ralph Miner, NM	7/31
2:09.98	Charlie Lucas, NC	7/16
2:10.0	Andy Rice, MO	7/10
2:10.2	John Spillman, CA	5/15
2:10.2	Steve Adams, CA	5/15
2:10.2	Jerry Arquijo, NM	6/26
2:10.2	Greg Dubroc, LA	7/10
2:10.6	*Tim Talbert, KS	6/19
2:10.6	Darin Honn, KS	7/10
2:10.9	Steve Mallory, Neb	6/13
2:11.0	Mark Hinds, NY	6/16
2:11.0	Daniel Kelly, FL	7/16
2:11.1	Greg Long, CA	7/18
2:11.7	Greg Lambert, IN	7/10
2:11.76	Steve Ansbro, OR	6/5
2:12.1	Dave Dittman, CO	7/24

One Mile Race Walk

8:02.0	Travis Veon, CA	6/26
8:05.1	Nick Sakelarior, CA	5/1
8:06.0	Charles Lewis, CA	4/3
8:14.2	Scott Thompson, NC	7/16
8:20.6	Ricky Wallace, NC	7/16
8:23.2	Brian Williams, KS	6/26
8:25.4	George Vasquez, CA	5/22
8:41.9	Mark Stein, TX	6/26
8:48.3	Jay Kenyon, OR	6/5
8:50.1	Jaime Coffield, NM	6/26
8:50.7	Dave Faber, OR	6/5
8:50.9	Pat Quinlan, CA	5/15
8:53.5	*Jeff Baker, OH	6/26
8:54.5	Pat Poore, MO	6/19
8:56.6	Eric Strombom, CA	5/22
8:58.0	Paul Kriner, PA	6/5
8:58.5	Mike Marshall, PA	6/26
8:59.9	Greg Bentley, CA	6/26
9:00.0	Greg Feuchter, WA	6/13
9:00.8	Troy Caldwell, MO	6/19

9:01.1	Dennis Phelps, WA	6/26
9:03.3	Mike Pretes, CA	5/22
9:08.8	Alan Ellison, OR	6/5
9:10.0	Darrell Oborny, KS	6/20
9:10.1	David Hill, OR	6/5
9:10.5	*Bob Reily, OH	6/26
9:10.7	Mark Grothouse, OH	6/26
9:10.8	Mike Worcester, KS	6/20
9:11.9	*David Osse, CO	7/31

70 Yard Low Hurdles (30 inches)

8.8	Kevin Thiessen, KS	6/19
8.9	Darnell Coles, CA	6/19
8.9	Paul Silovsky, KS	6/19
8.9	Mike Banks, Ark	7/10
8.9	Barry Wilson, OK	7/10
9.0	Mark Donnenberg, KS	6/13
9.0	Henry Andrade, CA	7/18
9.01	Brad Davis, TN	7/16
9.1	Jay Holland, LA	7/10
9.1	Brian Agnew, IL	7/10

9.2	Tom Fishback, CA	6/5
9.3	Tim Patten, Neb	6/13
9.3	Scott Friend, CA	6/19
9.3	Johnny Ford, MO	6/19
9.3	Gary Stenlund, CA	6/26
9.3	Russ Melnick, OH	6/26
9.3	*Wayne Nichols, LA	7/10
9.3	Randy Sands, CA	7/18
9.3	DeWan Warbington, IN	7/29
9.4	Gene Frost, CA	5/15
9.4	Ricky Villanueva, CA	6/6
9.4	*Fred Fredrickson, Neb	6/13
9.4	Clinton McDaniels, MO	6/26
9.4	T. Allen, IN	7/10
9.4	Nate Shinn, NV	7/18
9.5	*Wendell Sells, CA	4/24
9.5	Mike Funk, Neb	6/13
9.5	Gene Morrical, KS	6/13
9.5	Antonio McWherter, MO	6/26
9.5	Troy White, ID	7/31

9.6	Benny Sells, CA	4/24
9.6	David Allen, OR	5/1
9.6	Dennis Teasley, CA	5/15
9.6	Charles Clinton, CA	6/5
9.6	John Lacopo, MO	6/12
9.6	Jack Johnson, MI	6/26
9.6	David Cordes, MO	6/26
9.6	Mark Dobson, IN	7/10
9.6	Steve Kellihiolakai, CO	7/24
9.6	Skipper Stuart, CO	7/31

9.7	*Pat Mallet, MO	5/16
10.0	*John McIntyre, OH	6/26
10.0	*Charles Penner, CA	4/24
10.1	*Jon West, CA	6/19

High Jump

6-0	Benny Sells, CA	4/24
6-0	Eric Hansen, FL	6/12
6-0	Ronnell Pollard, CO	6/13
6-0	Mark Otte, Neb	6/13
5-11	Randy Blumanhourst, KS	6/19
5-11	David Egner, IL	6/26
5-10	Jay Novacek, Neb	6/13
5-10	Mike Stark, Neb	6/13
5-10	Vince Harris, ID	7/31
5-10	David Dowler, MD	7/31

5-9	Fred Marple, AZ	7/31
5-8½	Dennis Kuithe, TX	6/26
5-8½	Brad Davis, TN	6/26
5-8½	Jonathan Lieberman, CA	6/26
5-8	Paul Stewart, CA	6/5
5-8	Marty Weiss, WA	6/13
5-8	Jeff Paul, CA	6/19
5-8	Johnny Ford, MO	6/19
5-8	Ronnie Wagnon, LA	7/10
5-8	Cam Hall, WA	7/14

5-8	*Lex Ludtke, WA	7/14
5-8	Mike Harris, CO	7/31
5-7½	Ed Woods, CA	7/18
5-7½	Robert Baxter, NC	7/16
5-7	Donald Harrisberger, CA	5/15
5-7	Tony Arduengo, CA	5/15
5-7	Richard Rivera, CA	5/15
5-7	Eddie Redmond, IN	7/10
5-7	Eric Baird, IN	7/10
5-6½	Joe Swankhouse, OH	6/26

5-6½	John Thompson, GA	7/16
5-6	Bryan Stoller, TX	5/16
5-6	Matt Stiers, OR	6/5
5-6	Dru Hughes, KS	6/13
5-6	Kurbe Winslow, KS	6/19
5-6	Jeff Wilder, NM	6/13
5-6	Terry Jackson, OK	7/10
5-6	Ed Luster, CA	7/18
5-6	Jeff Orosz, CO	7/24
5-6	Alan Stoddard, CO	7/24

5-5	*Wendell Sells, CA	6/19
5-4½	*Theo Stallworth, FL	4/9
5-4½	*John McIntyre, OH	6/26
5-4	*Kurt Hanson, WA	7/14
5-2	*J.D. Kelly, CA	4/10
5-1	*Curt Cook, CA	4/17
5-1	*Rick McLain, Neb	5/29

Long Jump

23-0½	Anthony Gibson, CA	6/26
20-9½	James Brake, KS	7/10
20-1½	Tim Turner, IN	7/10
20-0	David Blanks, NM	6/26
19-9	Steve McComas, NC	7/16
19-7	Mike Meyer, Neb	5/16
19-6½	Reginald King, CA	6/26
19-6½	Dennis Kuithe, TX	5/29
19-6½	Randy Blumanhourst, KS	13
19-6	Jack Johnson, MI	4/3

19-6	Brad Keenan, OH	7/31
19-5½	John Tesone, CO	6/13
19-5½	Mark Tucker, PA	6/26
19-4½	Scott Schoettger, Neb	5/16
19-4½	Vernell Bland, WA	6/26
19-4½	J. Johnson, Neb	5/16
19-2½	Lance Link, MO	6/12
19-1	Darren Corpus, ID	6/5
19-0	Deal Blessinger, KS	6/13
19-0	Dean LeVang, WA	7/2
18-11½	David Egner, IL	6/12
18-11	Mike Stark, Neb	6/13
18-11	Craig Sundberg, Neb	6/26
18-11	Rod Richardson, LA	7/10
18-11	Johnny Ford, MO	7/10
18-10½	James Bradford, OH	6/26
18-10	Bob Gustafson, Neb	5/16
18-10	Reggie Verfurth, MO	6/19
18-9½	Ken Thompson, TX	7/31
18-9½	Parris Smith, MD	7/31

18-9½	Randy Sands, CA	7/18
18-9	Joe Pearson, CA	4/17
18-9	Mick New, KS	6/26
18-8	Yong Pak, FL	6/12
18-8	Randy Jones, GA	7/16
18-7½	Steve Duarte, CA	6/6
18-7½	Rick Limbach, Neb	6/13
18-7½	Jeffrey Mallett, MO	6/12
18-6½	John Lacopo, MO	6/12
18-4	*Steve Masar, CA	5/8
17-7½	*Archie Banes, NC	6/27
17-4	*Patrick Mallett, MO	6/26
17-2½	*Rick McLain, Neb	5/16
17-2½	Wendell Sells, CA	3/13

Triple Jump

40-7½	Patrick Mallett, MO	6/12
40-2½	Kevin Thiessen, KS	6/19
39-10	Rick Limbach, Neb	6/13
39-10	Reginald King, CA	6/26
39-9	Roger Tarver, CA	5/15
39-4½	Donnell Williams, CA	5/15

39-3	Kevin Dabney, IL	6/12
38-10½	Benny Sells, CA	5/1
38-9½	Aaron Gardenhire, KS	6/19
38-8½	Ken Marvin, Neb	6/13
38-7½	Paul Gower, KS	6/13
38-6½	Kent Henning, Neb	6/13
38-2½	Jeff Johnson, CA	6/19
38-1½	Cardill Eugene, LA	7/10
38-0½	Stanford Davis, CA	5/15
38-0½	Ron Robinson, CA	7/18
38-0	Mark Brice, LA	7/10
37-11½	John Swinson, CA	5/15
37-10	Donnie Sample, CA	5/15
37-9½	Darryl Brent, IL	6/26

37-8	Craig Stokes, CA	6/5
37-7½	A. Woods, CA	5/1
37-7	Andy Landry, LA	6/12
37-6½	Ed Woods, CA	7/18
37-2½	Dick Nelson, KS	6/13
37-1½	Kelvin Gaines, LA	7/10
36-11½	Edgar Anderson, CO	7/24
36-11	Don Barr, CO	7/24
36-7	David Storr, WA	5/22
36-7	Tony Snake, CA	6/5

36-7	Charlie Engle, CA	6/6
36-6½	Tom Pritchard, CA	7/18
36-5	Len Robinson, CA	4/24
36-5	Dan Hilton, CA	6/6
36-4½	Charles Clinton, CA	6/19
36-4	Stephen Dietrich, CA	7/18
36-3½	Lee Andres, CO	6/13
36-3½	R. Hanson, CA	5/1
36-2½	Todd Ruhkamp, OH	6/26
36-1	K. Scott, CA	3/21
36-1	Dave Shilich, CA	3/20
36-0½	David Egner, IL	4/3
36-0½	Kerwin Mershon, MO	6/12
36-0	*Paul Ussery, CA	5/1

35-10½	*Wendell Sells, CA	3/13
35-3½	*David Oliver, CA	5/1
35-2	*Ken Primus, WA	6/19

Pole Vault

12-11	Kevin Thiessen, KS	6/13
11-7	Kelly Hoehner, Neb	6/13
11-7	Greg Duplantis, LA	7/10
11-6	Andrew Blackwell, IN	7/10
11-2	Mike Herrington, KS	6/13
11-2	*Wayne Nichols, LA	7/10
11-0	Lee Andres, CO	6/6
11-0	Mike Dunaway, CA	7/18
10-10½	Dru Hughes, KS	6/13
10-7½	Mike Wine, MO	6/19

10-6	Steve Jones, CA	5/15
10-6	Mark Klec, KS	6/13
10-6	Jeff Wilson, MI	6/26
10-6	Scott Boner, Wyo	6/26
10-6	Jim Johnston, IN	7/10
10-0	Kasey Lewis, ID	5/3
10-0	Brian Folmar, CA	5/15
10-0	Huey Etchison, Neb	6/13
10-0	Jay Novacek, Neb	6/13
10-0	Todd Postlmayer, FL	6/24

10-0	Kelly Niland, TX	6/26
10-0	G. Creed, LA	7/10
9-6	Bruce Hannerbrink, MO	6/12
9-6	Gary Kinder, MO	6/12
9-6	Craig Smajstrla, TX	6/26
9-6	Todd Ruhkamp, OH	6/26
9-6	C. Hupp, IN	7/10
9-6	T. Huston, IN	7/10
9-6	Jim Elges, CO	7/24

Shot Put (8 pound)

52-5½	Warren Sapp, CA	5/1
52-3½	*Jim Banich, CO	6/13
51-9	Rene Delamar, KS	6/13
50-8½	Bob Gustafson, Neb	6/13
50-4½	Jon Dejong, WA	6/19
50-3½	Jeff Welch, OH	8/26
50-3	A. Kinler, OR	6/5
49-10½	Donnie McKinnis, KS	7/10
49-7½	Barry Dickinson, NJ	7/31
49-7	Don Brunhueber, KS	6/19
49-6	Steve Williams, IL	5/8
49-5½	Tim McGeath, IN	8/8
49-2½	Robert Taylor, TN	6/26
49-0½	Chuck Story, Neb	5/29
49-0½	Craig Bright, CA	4/17

48-8	Brett Holden, CA	6/26
48-8	Joey Adams, LA	7/10
48-3½	Danny Tarver, CA	5/15
48-2½	Gary Lux, KS	6/13
47-8	Todd Georgen, OR	6/5
47-5½	Bill Calttenburg, LA	6/12
47-4	Eddie Taylor, TN	7/16
47-2	John Baker, OR	6/5
47-1	Greg Moats, IN	7/10
47-1	Tony Allen, MD	7/31
46-11	Jerry Dunn, Neb	6/13
46-9	Cory Elliott, CA	6/26
46-4½	Craig Brown, TN	7/16
46-4½	Don Dayton, CA	6/6
46-4	Steve Perry, NY	7/24
46-3	Jim Bell, OR	6/5
46-0	John Peacock, MD	7/31
45-11½	Daniel Everage, NM	6/13
45-8	Lance McFarland, CA	6/26
45-8	Rod Hubert, CA	5/15
45-7½	Steve Knuckles, MO	7/10
45-7	Greg Page, FL	6/24
45-7	Michael Jackson, NC	7/16

Discus Throw (1.0 kilogram)

153-11	Ricky Piles, TX	7/3
153-4	Doug Gildehaus, MO	7/10
150-8	Jon Longerot, NM	6/26
149-6	Tom Pritchard, CA	7/18
148-9	Quincy McCray, VA	6/26
146-3	Rod Hubert, CA	5/15
143-0	Jeff Budwig, CA	5/15
142-4	Kari Ley, CA	6/19
141-5	Dave Cowell, CA	6/19
140-7	Don Everage, NM	6/26

139-11	Mike Flannery, OH	5/29
138-9	Mike Sodaro, OR	5/15
137-8	*Jim Banich, CO	7/10
135-6	Bill Clattenburg, LA	6/12
135-1	Tim McGeath, IN	7/3
135-0	Jim Shepherd, IN	7/10
134-6	Ronnie Wagnon, LA	7/3
134-4	Bob Butwell, CA	6/26
131-10	Ernie Jones, NV	7/18
131-5	Charles Crawford, KS	7/10

131-5	Bart Needham, KS	6/19
130-7	Chris Paff, ID	6/26
129-7	Brett Holden, CA	5/8
129-3	Craig Suffin, CA	7/18
126-7	Dan Vaughn, ID	6/26
126-5	Craig Wollen, WA	5/22
126-3	Kevin Barrington, CO	6/5
126-0	Kevin Cook, MO	6/19
126-0	David Blanks, NM	4/4
125-5	Warren Sapp, CA	5/15

125-3	Chuck Spurgeon, OK	7/10
125-1	J. Westbrooks, TN	6/12
124-11	Louis Marsh, NM	7/31
123-10	Randle Shea, KS	6/13
123-4	Robert Preston, KS	6/13
121-11	Mark McSherry, OH	6/26
121-9	Steve Koehler, CA	5/22
121-4	David Egner, IL	6/12

4 x 110 Yard Relay

46.7	Greensboro Hornets, NC	6/27
47.0	Long Beach Lancers, CA	6/26
47.1	Intercity Striders, PA	7/31
47.56	Richmond Olympic St., VA	6/27
47.6	Rialto Classics, CA	6/19
47.6	Red Stick T.C., LA	7/10
47.7	Royal Knights, MO	6/26
47.7	Russellville TC, Ark	7/10
47.86	Morris Estates TC, PA	6/27
47.9	Mardi Gras TC, LA	7/10
48.0</		

4 x 440 Yard Relay	3:53.3	Mt. Lebanon AA, PA	6/27
3:40.56 Wash. C.Y.O., DC	6/27	3:53.5	Salinas Valley TC, CA 6/19
3:40.82 Long Beach Lancers, CA 6/27		3:53.76	Poison Spiders, Wyo 6/27
3:45.90 Morris Estates TC, PA 6/27		3:54.1	Alief TC, TX 7/ 3
3:48.94 Willingboro TC, NJ 6/27		3:54.3	Mardi Gras TC, LA 7/ 3
3:51.02 Supremes TC, NM 6/27		3:54.63	St. James CYO, MD 6/27
3:51.7 Rialto Classics, CA 6/19		3:54.7	Huntington Ech BC, CA 6/ 5
3:53.3 Richmond Striders, CA 5/ 1		3:58.7	Duke City Dashers, NM 6/26
		3:59.6	Austintown Com. TC, OH 6/26

52.0 Brad Dilbeck, OR	6/ 5	4:32.3	Tom Wunchte, IL	7/ 3
52.0 Kwabena Gysi-Twum, DC	6/26	4:32.7	Greg Williams, CA	7/18
52.0 Frank Halfacre, OH	6/26	4:33.2	Mike Bergman, OR	5/31
52.0 Greg Cotton, IL	7/ 3	4:33.3	Brian Pharr, PA	6/26
52.0 Alan Lopez, NM	7/31	4:33.4	Burt Shirley, CA	6/19
52.1 Dave Rackley, FL	7/24	4:33.6	Dave Ellison, OR	6/ 5
52.2 Steve Pinkerton, MO	6/19	4:34.6	Allen Smith, CA	5/22
52.2 Jonathan Overby, NC	6/26	4:35.3	Dave Cash, OH	6/26
52.2 Fleming Augustine, LA	7/10	4:35.6	Ritchie Ruiz, OR	6/ 5
52.2 Billingsly, IN	7/10	4:35.9	Mike Alumbaugh, IN	6/12
52.3 Bennie Brown, CA	6/19	4:36.6	Stanley Hughes, CA	6/26
52.3 Earl Buckner, PA	7/31	4:36.6	Joe Cotner, IN	6/12
52.5 Mike Walker, FL	5/22	4:36.7	Karl Hershey, LA	7/10
52.5 Randy Drake, CA	6/ 6	4:36.7	Tom Schlichter, NY	6/20
52.5 Cliff Fauntroy, MD	7/ 4	4:37.0	Mike Gifford, CA	6/19
		4:37.0	Jeff Adkins, NC	6/26

INTERMEDIATE DIVISION

born in 1960-61

INTERMEDIATE DIVISION includes: Boys competing in that age group in AAU and JO competition, Junior High Schoolers up to the 9th grade and athl s born in the years specified above.

NOTE: H.S. competition marks that were unconfirmed at press time were not included in this list. Such marks, however, if found legitimate, will be included in the Boys Annual Age List that will be released in February.

* = Fourteen years old

100 Yard Dash			
9.7 Earl McNeil, NY	7/31	22.5 Robert Maiocco, CA	6/19
9.7 Carlton Young, PA	7/31	22.5 Robert Bates, FL	7/24
9.8 Morris Cole, CA	6/26	22.5 Alec Pierce, CO	7/24
9.8 Nathaniel Wall, NC	6/26	22.5 Timothy Street, DC	7/31
9.8 Gary Best, NC	6/26	22.6 Scott Williams, OR	6/ 4
9.9 Dewayne Taylor, CA	6/19	22.6 John Ferguson, CA	6/19
9.9 Stanley Young, MI	6/26	22.6 Terry Malone, OH	6/26
9.9 Jonathan Overby, NC	6/26	22.6 Jim Freely, IN	7/10
9.9 Robert Bates, FL	7/24	22.7 Tim Tripp, OH	6/26
9.9 Lanoris Marshall, AZ	7/31	22.7 Terry Dogan, MI	6/26

9.9 Trevor Smith, NY	7/31	22.7 Reginald Toussaint, LA	7/10
10.0 Daryle Lee, CA	6/ 5	22.7 James Friday, MD	7/31
10.0 Jeff Mayem, CA	6/ 5	22.8 Dwayne Pritchard, MI	6/26
10.0 Dave McCue, Neb	6/13	22.8 *Russell Sturgus, CO	7/24
10.0 Deon Hogan, MI	6/26	22.8 Dan Bortorff, IN	7/10
10.0 Greg Carpenter, MO	6/19	22.8 Trevor Smith, NY	7/31
10.0 Alec Pierce, CO	7/10	22.9 Derrick Adams, CA	5/23
10.0 Vince Shelton, IN	7/10	22.9 Greg Pittman, CA	6/19
10.0 Robbin Perkins, LA	7/10	22.9 Mike Harrell, FL	7/24
10.0 T. Armenon, LA	7/10	23.0 Daryle Lee, CA	5/ 1

10.0 *Russell Sturgus, CO	7/24	23.0m Mike Bush, FL	6/12
10.0 Darrell Wilson, CO	7/31	23.0 Kenneth Fowler, CA	6/19
10.0 Kevin Singleton, VA	7/31	23.0 Kevin Russell, CA	6/19
10.1 Nathan Hill, MD	4/14	23.0 Lance Petross, MI	6/26
10.1 Cliff Wright, FL	4/16	23.0 Vince Shelton, IN	7/10
10.1 Arthur Ireland, CA	5/15	23.0 *Anthony Robinson, DC	7/31
10.1 *Mark White, Neb	6/13	23.0 Darius Elam, IL	7/24
10.1 Bill McClure, Neb	6/13	23.0 Roger Dixon, PA	7/31
10.1 Harold Jackson, CA	6/19		
10.1 Russ Collins, MO	6/19		

10.1 Tim Burge, OH	6/26	23.2 *Darrell Wilson, CO	6/ 5
10.1 Jeff McCarary, IL	7/ 3	23.2 *Carl Latson, CO	7/24
10.1 Mike Harrell, FL	7/28	23.2 *George Cherry, NY	7/31
10.1 Yoni Dewberry, NJ	7/31	23.3m *Carl Black, MO	5/16
10.1 Marvin Cobb, NC	7/31	23.6 *John Villeneuve, CA	5/ 8
10.1 Vincent Thompson, PA	7/31	23.7 *Herkie Walls, TX	7/ 3
10.1 Mike Mosely, PA	7/31	23.8 *Keith Foster, TN	6/26
10.1 Billy Butts, VA	7/31	23.9 *Mike Harrell, FL	3/13
		24.0 *Greg Hall, CA	5/ 8
		24.0 *Andrew Barakos, CA	5/23
		24.0 Dan Rohrs, OH	5/29

440 Yard Dash			
10.1 *Darrell Wilson, CO	6/ 6	48.6 Richard Barnes, NY	8/22
10.2 *Ernest McDowell, CA	5/15	48.89 Robert Maiocco, CA	6/27
10.2 *Anthony Robinson, DC	7/31	48.91 *David Saunders, DC	6/27
10.3 *Mike Harrell, FL	4/16	49.08 Deon Hogan, MI	6/27
10.3 *Jim Bohnsack, CO	6/13	49.38 *Ray Brown, DC	6/27
10.3 *George Cherry, NY	7/31	49.5 Darryl Bryant, CA	6/27
10.4 *John Villeneuve, CA	4/24	49.78 Jon Ross, AZ	6/27
10.4 *Hayward Williams, CA	5/15	49.93 Tim Tripp, OH	6/27
10.4 *Otto Birkhead, NJ	6/26	49.95 John Anderson, OR	5/22
10.5 *Phillip Johnson, CO	4/ 4	50.14 John Schaefer, OR	5/29
10.5 *Dan Harp, FL	4/22		

220 Yard Dash (m=converted 200m)			
21.8 Morris Cole, CA	6/19	50.3 Greg Carpenter, MO	6/19
22.0 Dewayne Taylor, CA	6/19	50.4 Cary Hardwick, CA	6/19
22.0 Stanley Young, MI	6/26	50.6 Derrick Reynado, NY	7/31
22.0 Carlton Young, PA	6/26	51.0 Tom Acton, Neb	6/13
22.0 Earl McNeil, NY	7/31	51.5 Sebastian Bonds, NC	6/26
22.2 Greg Carpenter, MO	6/26	51.6 Steve Ward, MO	6/12
22.2 Lanoris Marshall, AZ	7/31	51.6 Leonard Martin, KS	6/19
22.2 Andre Davis, PA	7/31	51.6 Terry Dogan, MI	6/26
22.3m David Rackley, FL	6/12	51.6 Jeff Hilburn, TX	7/ 3
22.3 Harold Jackson, CA	6/19	51.6 Billy Jackson, MD	7/31

22.3m Yoni Dewberry, NJ	8/14	51.7 Ray Alsdorf, CO	7/24
22.4 Darrell Wilson, CO	7/31	51.7 James Austin, FL	7/24
		51.7 Mike Harrell, FL	8/11
		51.9 Dean Christian, CO	6/ 5
		51.9 V. Trice, PA	6/19

52.7 *Carl Latson, CO	7/31	4:41.4 *Mike McMillan, OR	5/15
53.0 *Hayward Williams, CA	5/15	4:45.8 *George Aguilar, CA	4/10
53.4 *Xenophon Gikas, CA	6/ 5	4:46.9 *Cole Lerner, OR	4/17
53.5 *Dan Harp, FL	4/16		
53.8 *Robert Mitchell, MO	6/12		
53.9 *Andy Cottam, CA	6/26		
54.0 *Darrell Wilson, CO	6/ 6		
54.1 *Greg Hall, CA	4/17		
54.1 *Darryl Savage, CA	6/ 5		

Two Mile Run			
9:18.3 Herb Wills, FL	8/21		
9:18.7 Frank Assumma, CA	6/27		
9:23.4 Chuck Assumma, CA	6/27		
9:29.2 Gary Barklund, WA	7/14		
9:33.6 Alan Scharsu, OH	6/27		
9:33.8 David Podsadecki, MI	6/27		
9:39.6 *Paul Waldron, FL	4/30		
9:40.0 Grant Rodland, WA	7/14		
9:45.0 Rob Arkes, OR	6/ 4		
9:46.5 Burt Shirley, CA	6/19		

880 Yard Run			
1:56.8 Billy Rutledge, MO	7/10	9:47.8 Mike Bergman, OR	6/ 4
1:57.9 Davé Bushnell, CA	5/29	9:48.0 Chuck Bridgeman, OH	5/15
1:58.0 Mike Ruggle, OK	7/10	9:48.5 Tom Wuchte, IL	7/ 3
1:58.9 John Donaldson, OR	8/21	9:48.7 Dave Ellison, OR	6/ 5
1:59.33 Brian Pharr, PA	6/27	9:48.7 Mark Bradley, CA	6/ 5
1:59.57 Thomas Whitfield, PA	6/27	9:48.9 Brian Appel, CA	6/ 5
2:00.9 Craig Carter, KS	6/19	9:52.6 Jeff Radcliffe, GA	7/17
2:00.9 James Goodbout, AZ	7/31	9:52.6 Pat Cross, IL	6/27
2:01.08 Holger Hille, OH	6/27	9:53.7 *Emmett Hunnicutt, NC	6/26
2:01.6 Bob Roll, CA	5/21	9:54.2 Fred Brown, IL	7/ 3

2:01.67 Darryl Gill, MD	6/27	9:55.6 John Hodge, FL	7/24
2:02.0 Garon Grigsby, IL	6/12	9:56.0 Kerry Bogner, AZ	7/31
2:02.1 *Tim Gundy, KS	6/19	9:56.5 Brian Bent, NC	6/26
2:02.27 Brian Muessle, OR	6/ 5	9:57.2 Joe Cotner, IN	6/12
2:02.5 Brian Isaacson, WA	7/14	9:59.1 Gordon Wiltshire, OR	6/ 4
2:02.8 Paul Hadley, CA	7/18	9:59.2 David Amstellem, CA	6/19
2:02.8 Phil Haile, Neb	6/13	10:02.6 Fred Sproul, OR	6/ 5
2:02.9 Fleming Augustine, LA	7/10	10:02.6 Paul Medvin, CA	6/27
2:03.0 Dennis Bowden, IN	7/10	10:03.0 *Pat Toulouse, WA	7/14
2:03.0 Lywood Davis, LA	7/10	10:05.1 Greg Williams, CA	6/ 6

2:03.0 Ray Brown, MD	7/31	10:05.7 Jim Krajcirik, CA	6/ 6
2:03.1 John Tolley, CA	5/21	10:06.4 Eric Bry, OR	6/ 5
2:03.15 Tony Lahti, OR	6/ 5	10:08.6 Edward Unger, WA	6/27
2:03.16 Stanley Hughes, CA	6/27	10:08.7 Marlow Williams, CA	6/ 5
2:02.5 Bill Wells, MO	6/12	10:09.1 Bret Baffert, CA	11/ 6
2:03.5 Carl Watkins, PA	6/26	10:09.5 Tim Sullivan, IN	6/12
2:03.5 *John Irvine, FL	6/ 2		
2:03.5 Chris Van Norman, Neb	6/13		
2:03.6 Dan Baby, AZ	7/31		
2:03.7 Kurt Kallembach, IL	7/ 3		

2:03.7 Jon Blubaugh, KS	6/13		
2:04.1 Bennie Brown, CA	6/19		
2:04.2 Allen Smith, CA	5/13		
2:04.2 Dwayne Reed, MI	1/24		
2:04.4 Brian Rocky, WA	7/14		
2:04.49 *Richard Raymond, TX	6/27		
2:04.6 Tony Hoffman, IN	5/25		
2:04.8 Mike Diment, IA	5/25		
2:04.8 Greg Walker, IN	7/10		
2:05.0 Tony Bradley, FL	7/24		
2:05.0 Jeff Adkins, NC	6/26		

2:06.0 *Scott Cable, NC	6/26		
2:06.3 *Luis Garcia, CA	5/15		
2:06.6 *Kurt Frain, CO	7/24		
2:06.7 *Mike McMillan, OR	5/15		
One Mile Run			
4:18.2 Robert Carney, MN	7/17		
4:18.5 Frank Assumma, CA	6/26		
4:24.0 Mike Diment, IA	5/25		
4:25.5 Chuck Assumma, CA	6/26		
4:27.4 *Paul Waldron, FL	4/14		
4:27.5 Phillip Shirley, CA	6/19		
4:28.0 David Podsadecki, MI	6/26		
4:28.1 Fred Sproul, OR	5/31		
4:29.1 Jim Ojala, WA	5/31		
4:29.6 Brian Muessle, OR	6/ 5		

4:30.2 Mike Clem, KS	6/19	15.6 Jay Gratton, FL	7/24
4:30.2 *Tim Gundy, KS	6/19	15.6 Jeff Norris, CA	7/31
4:30.6 Paul Medvin, CA	6/26	15.7 Cavin Lambert, KS	6/13
4:31.0 Ron Bahara, CA	6/26	15.7 *Steven Dodd, KS	6/13
4:31.3 Herb Wills, FL	4/15	15.7 Daniel Mikulak, LA	6/26
4:31.5 Rob Arkes, OR	6/ 4	15.7 Bobby Foutz, NC	6/26
4:31.8 Jeff Baker, CA	7/18	15.7 Dan Bortorf, IN	7/ 3
4:32.0 *John Irvine, FL	6/ 5	15.7 A. Williams, LA	7/10
4:32.1 Jeff Campbell, KS	6/19	15.8 Monte Eldert, IL	6/ 5
4:32.2 *Paul McNulty, FL	6/ 5	15.8 David Gaylord, MO	6/19

15.8 David Miller, KS 6/19
15.8 Mark Heinrich, ID 6/5
15.9 Martin Crosson, KS 6/13
15.9 David Miller, KS 6/13
15.9 Phil Allen, CA 6/19
15.9 Steve Smith, OH 6/26
15.95 Jimmy Shipp, OH 6/27
16.0 Dennis Turner, CA 5/15
16.0 Brad Duffy, WA 6/19
16.0 Paul Legarde, LA 7/3
16.0 John McVey, CO 7/10

Long Jump

23- 5 Wayne Warker, AZ 7/31
22- 9 Quincy Keeble, MO 6/12
22- 3 1/2 Kenneth Fowler, CA 6/19
21-11 Mark Brown, IN 7/3
21-10 Tony Johnson, CA 7/31
21- 9 Wayne Mattison, MD 7/31
21- 8 1/2 *Todd Heiner, ID 6/27
21- 8 1/2 Mike Marshall, CA 4/3
21- 8 1/2 Gregory Smith, NY 7/31
21- 8 Dennis Sullivan, WA 6/26
... 21- 6 John Rosinski, CA 7/31
... 21- 5 1/2 Arthur Westpoint, FL 6/12
... 21- 4 1/2 *Dan Rohrs, OH 6/27
... 21- 4 1/2 Mike Cherry, IN 7/3
... 21- 4 Tim Anders, ID 6/5
... 21- 4 Billy Jackson, MD 7/31
... 21- 3 1/2 Mike Mosley, PA 7/31
... 21- 2 1/2 Milan Stewart, CA 7/31
... 21- 2 Steve Jessome, MI 5/26
... 21- 2 Terry Dogan, MI 6/27
... 21- 1 1/2 Jim Smith, KS 6/27
... 21- 1 1/2 Dave Estes, WA 7/14
... 21- 0 1/2 Jason Woodford, IN 6/12
... 21- 0 1/2 Dan Jackson, ID 7/31
... 21- 0 Gale Suppes, KS 6/27
... 20-10 1/4 Vic Wallace, WA 6/27
... 20- 9 1/2 Bruce Boone, NY 7/31
... 2- 9 Brian McKinnis, OR 6/5
... 20- 9 John Brunemeier, CA 6/6
... 20- 8 1/2 Greg Hansen, WA 6/4
... 20- 8 1/2 *Joe Thomas, MO 6/12
... 20- 7 1/2 Bryan Wilson, Neb 6/13
... 20- 7 1/2 Mark Hedke, KS 6/13
... 20- 7 1/2 *Darrell Wilson, CO 6/13
... 20- 7 Jeff Hilburn, TX 7/2
... 20- 6 1/2 Mike Kuhlman, KS 6/19
... 20- 6 Tom Petty, IN 6/12
... 20- 6 Robin Johnson, LA 7/10
... 20- 5 Reggie Wilson, IN 6/12
... 20- 5 Todd Brown, Neb 6/13
... 20- 9 *Mike Wallace, WA 6/19
... 20- 0 1/2 Hanson Richardson, OR 6/5

One Mile Race Walk

7:14.5 Greg Hack, WA 8/21
7:28.2 Tracy Teegarden, CA 6/19
7:50.6 *Isaac Miller, CA 6/26
7:51.3 Dan Martinez, CA 6/26
7:53.6 *Jeff Sanders, TN 6/26
7:55.8 *Bruce Ransdell, CA 5/1
7:57.7 Ray Fredette, OH 6/26
7:57.8 Ron Froats, PA 6/26
8:02.3 Steve Ball, CO 7/24
8:16.6 Dan Gray, CA 4/3
... 8:18.5 Jeff Renz, KS 6/20
... 8:21.6 Mark Allen, OH 6/26
... 8:23.8 Stein, IN 7/10
... 8:29.5 Scott Dunnihoe, OR 6/5
... 8:29.9 Mark Morris, MO 6/20
... 8:31.7 Brad Zuver, OR 6/5
... 8:36.4 Deahl, IN 7/10
... 8:38.3 David McCally, MO 6/20
... 8:40.2 Jan Moffett, NC 6/26
... 8:43.9 Benny Bodo, CO 7/31
... 8:45.5 Dedrick Dale, MD 6/26
... 8:49.0 John Depperchmidt, KS 6/26
... 8:49.5 Don Dunker, CO 7/24
... 8:54.4 Mark Kucas, NC 6/26
... 8:55.1 Mark Rickman, CO 7/31
... 8:59.8 Linwood Doyle, NC 6/26

High Jump

7- 2 Gail Olson, IL 7/24
6- 8 Gregory Thompson, NY 8/21
6- 8 William Mullinax, NC 7/17
6- 6 1/2 Kevin Newton, OR 6/5
6- 6 David Allstot, CA 6/6
6- 5 Scott Cox, CA 6/19
6- 5 Jay Gratton, FL 7/24
6- 4 Gordon Groshong, OR 6/5
6- 4 Vernell Harris, CA 6/6
6- 4 Brian Peters, OR 6/5
... 6- 4 Rhen Blais, OH 6/12
... 6- 4 Greg Laughlin, KS 6/19
... 6- 4 Leo Williams, IN 7/10
... 6- 4 Doug Nordquist, CA 7/31
... 6- 4 Mitchell Rato, CA 7/31
... 6- 3 Mike Voght, IN 6/12
... 6- 3 James Haines, IN 7/3
... 6- 3 Tom Clark, IN 7/10
... 6- 3 Larry Edwards, IN 7/10
... 6- 2 1/2 David Booth, VA 4/3
... 6- 2 1/2 Mike Nelson, OR 6/4
... 6- 2 1/2 Tim Anders, ID 6/27
... 6- 2 1/2 *Dan Rohrs, OH 6/27
... 6- 2 1/2 Dennis Turner, CA 6/27
... 6- 2 Denny Hanson, CA 5/1
... 6- 2 Kipp Perkinson, IN 6/12
... 6- 2 *Carter Saathoff, KS 6/13
... 6- 2 Jeff Guy, Denver, CO 6/13
... 6- 2 Richard Foster, CO 6/13
... 6- 2 Tony Kastl, KS 6/13
... 6- 2 Andy Anderson, Neb 6/13
... 6- 2 *Reginald Towns, NC 7/31
... 6- 2 Josh King, AZ 7/31
... 6- 2 Steven Thomas, AZ 7/31
... 6- 2 Lee Balkin, CA 8/14
... 6- 1 1/2 John Keizur, OR 4/17
... 6- 1 Shawn Bentley, CA 6/6
... 6- 1 Marc Resendez, MI 6/12
... 6- 1 John Ribar, IN 6/12
... 6- 1 Randy Lindblad, CO 6/13
... 6- 1 Phil Allen, CA 6/19
... 6- 1 Douglas Weir, NC 6/26
... 5-10 1/2 *Todd Heiner, ID 6/27
... 5-10 *Doug Jones, CO 7/24

Triple Jump

45- 3 1/2 Todd Brown, Neb 6/13
45- 0 1/2 Greg Laughlin, KS 6/13
44- 3 Terry Armitage, Neb 6/13
44- 2 1/2 Jeff Clanagan, CA 6/27
43-11 1/2 Dale Domino, CA 7/18
43-10 Mike Larue, CA 7/18
43- 9 *Bill Witzke, CA 6/6
43- 8 1/2 Scott Schwab, KS 6/13
43- 5 1/2 Clifford Scott, CA 6/27
43- 3 1/2 Jim Smith, KS 6/13
... 42-11 Allen Kuhn, CA 6/19
... 42-10 Robin Johnson, LA 7/10
... 42- 9 1/2 Ricky Dent, CA 6/19
... 42- 7 1/2 Don Morse, ID 6/5
... 42- 7 1/2 James Brown, CA 7/18
... 42- 6 1/2 Marcus McGlory, CA 7/18
... 42- 6 Jeff Hilburn, TX 7/2
... 42- 6 Ken Mueller, IL 7/2
... 42- 5 Tony Johnson, CA 6/26
... 42- 4 Marvin Colter, CA 6/19
... 42- 3 Jay Shouse, KS 6/13
... 41-11 1/2 Scott Cox, CA 6/26
... 41-11 Kevin Watson, IL 7/3
... 41- 9 1/2 Edward Lloyd, LA 6/12
... 41- 9 1/2 Mark Swartz, Neb 6/13
... 41- 8 1/2 Mike Mosley, PA 6/27
... 41- 5 Andy Kratter, CA 7/18
... 41- 4 Larry Hilton, CA 6/6
... 41- 4 *Tom Miller, MO 6/12
... 41- 1 1/2 Jeff Norris, CA 6/26
... 40-11 1/2 Steve Cowsert, MO 6/12
... 40-11 Robin McIntosh, CO 7/24
... 40-10 1/2 Arthur Cassell, MO 6/12
... 40-10 Jim Harris, CA 6/6
... 40- 9 1/2 Gale Suppes, KS 6/27
... 40- 9 David Phillips, LA 6/12
... 40- 8 *Mike Wallace, WA 7/31
... 40- 7 Greg Hansen, WA 6/4
... 40- 7 *Joe Thomas, MO 6/26
... 40- 7 Randy Lindblad, CO 7/24
... 40- 2 1/2 *Rene Gonzales, CA 5/15
... 39- 7 1/2 *Kelvin McNeil, CA 6/5
... 39- 6 *Roscoe Johnson, CO 6/13

39- 1 1/2 *Dan Rohrs, OH 6/27
38-10 1/2 *Richard Nazarian, CA 6/5
38- 9 *Doug Jones, CO 7/24
38- 8 1/2 *Scott Tracy, CA 4/10

Discus Throw (1.6 kilogram)

168- 1 Scott Crowell, IA 8/21
163- 3 John Boyer, MO 6/12
162-10 Matt Emge, CA 7/18
158- 7 Ralph Butler, LA 8/21
156- 8 David Jones, KS 6/19
156- 7 Frank Lutz, IN 6/12
155- 9 Dan Krueger, VA 6/27
152-11 Kerry Green, OR 6/5
152- 2 Bob Campbell, ID 7/31
150- 6 Chris Doble, CA 6/26
... 146-10 Ty Johnson, OH 6/27
... 143- 7 Curt Orr, CA 6/26
... 143- 5 Steven Guarino, VA 7/31
... 143- 3 A Mohammed, OH 6/27
... 142-11 John Kennison, MO 6/19
... 142-10 Reggie Jankowski, MO 6/19
... 142- 0 Dan Gushard, Neb 6/13
... 141- 4 Mark McDougal, KS 6/13
... 141- 4 Roy Abendroth, CA 7/18
... 141- 2 David Drechsler, NC 6/26
... 140- 5 Doug Wollen, WA 7/31
... 140- 2 Ken George, CA 6/19
... 139- 4 Jerome Jones, FL 7/24
... 138- 6 *Mike Shill, WA 6/26
... 138- 4 Jerry Halen, KS 6/13
... 137-10 Ron Uhl, OR 6/5
... 137- 6 David Krueger, OH 6/27
... 137- 0 John Leneschmidt, IN 5/25
... 136-11 Kevin King, IN 7/10
... 136- 5 Brian Curran, WA 6/26
... 136- 5 Tim Small, CA 7/18
... 136- 4 Mike Meyer, CA 7/18
... 136- 1 Mark Rhoads, CA 7/18
... 135-10 Dennis Muncy, KS 6/13
... 135- 7 Brent Bankston, LA 6/12
... 133- 7 Art Klosterman, OR 6/5
... 132-11 Brent Seahawer, OR 6/5
... 131- 3 1/2 *Bobby Stroten, LA 7/2
... 130-10 Steve Proett, CO 6/5
... 130- 7 1/2 Doug Hartman, OH 5/29
... 130- 7 John Carter, OH 6/27

Pole Vault

14- 7 Jeff Buckingham, KS 6/13
14- 0 Steve Crane, OR 6/4
13- 6 Greg Hansen, WA 6/4
13- 6 Steve Tully, CA 6/5
13- 0 Lou Hill, CA 6/5
13- 0 Bubba Kavanaugh, MO 6/19
13- 0 Walt Mills, OH 7/27
13- 0 Bob Bruner, ID 6/27
13- 0 Robert Eckard, OH 6/27
13- 0 Steve Christofferson, ID 6/27
... 12- 9 Ron Gunner, WA 7/31
... 12- 7 1/2 George Buckingham, KS 6/13
... 12- 7 1/2 David Miller, KS 6/13
... 12- 7 Al Charleston, NC 6/26
... 12- 6 Mike Arrington, CO 6/13
... 12- 6 Darren Marsen, Neb 6/13
... 12- 6 Brad Duffy, WA 6/26
... 12- 6 Thomas Stupfel, CA 7/18
... 12- 6 Troy Sullivan, AZ 7/31
... 12- 6 Michael Cassidy, CO 7/31
... 12- 1 1/2 Gary Burgess, KS 6/13
... 12- 0 Steve Herbst, OR 6/4
... 12- 0 Steve Gillette, WA 6/13
... 12- 0 Darrell Rinne, Neb 6/13
... 12- 0 Kevin Burton, Neb 6/13
... 12- 0 Dave Rafter, CO 6/13
... 12- 0 Mark Rose, LA 6/27
... 12- 0 Russell Stireman, CA 7/18
... 12- 0 Don Adams, IL 7/24
... 12- 0 Gary McCain, FL 7/24
... 11- 9 Fuller, IN 7/10
... 11- 7 Mark Morton, NC 6/26
... 11- 6 *Bruce Letner, CA 6/6
... 11- 6 Steve Cowsert, MO 6/12
... 11- 6 Al Hubert, IL 6/12
... 11- 6 Erickson, WA 6/13
... 11- 6 Cottar, CA 6/26
... 11- 6 Jasper Norfleet, NC 6/26
... 11- 6 Chris Kemmerling, OH 6/27
... 11- 6 Dennis Hernan, OH 6/27
... 11- 6 Larry Langston, IN 7/10
... 11- 6 George Theresa, CA 7/18
... 11- 6 Russ Baumgartner, CO 7/24

11- 9 Fuller, IN 7/10
11- 7 Mark Morton, NC 6/26
11- 6 *Bruce Letner, CA 6/6
11- 6 Steve Cowsert, MO 6/12
11- 6 Al Hubert, IL 6/12
11- 6 Erickson, WA 6/13
11- 6 Cottar, CA 6/26
11- 6 Jasper Norfleet, NC 6/26
11- 6 Chris Kemmerling, OH 6/27
11- 6 Dennis Hernan, OH 6/27
11- 6 Larry Langston, IN 7/10
11- 6 George Theresa, CA 7/18
11- 6 Russ Baumgartner, CO 7/24

Shot Put (12 pound)

57- 5 1/2 Dan Krueger, VA 6/27
56-10 Tom Lawrence, KS 6/19
56- 4 Steven Guarino, VA 7/31
55- 2 Reggie Jankowski, KS 6/19
55- 0 1/2 Dan Gushard, Neb 7/17
53- 8 Dave Jones, KS 6/19
53- 6 1/2 *Mike Shill, WA 6/26
53- 3 1/2 John Boyer, MO 7/10
52-11 1/2 Judd Short, IL 7/3
52- 3 1/2 Don Kozak, IL 7/3
... 51- 2 Tom Hazelton, CA 6/19
... 51- 0 Raiph Butler, LA 6/12
... 51- 0 Ken Collins, WA 6/19
... 51- 0 Curt Orr, CA 6/26
... 50- 8 1/2 Jim Jacoby, CO 7/24
... 50- 7 David Featherston, KS 6/13
... 50- 0 Jim Valaile, WA 7/14
... 49-10 Craig Ruhkamp, OH 7/31
... 49- 6 Doug Hartman, OH 7/31
... 49- 5 Mark McDougal, KS 6/13
... 49- 5 David Drechsler, NC 6/26
... 49- 4 Dennis Owen, NC 6/26
... 49- 2 Ken George, CA 6/19
... 49- 0 1/2 Brian Wasserman, OH 6/27
... 48-11 Tim Galloway, MD 7/31
... 48- 6 *Bobby Stroten, LA 3/5
... 48- 5 Kevin Esterline, MO 6/12
... 47-10 1/2 Jim Solberg, OR 6/5
... 47- 7 1/2 John Sherlock, Neb 6/13
... 47- 5 Kelly Roark, OR 6/5
... 47- 5 Earnest Butler, NC 6/26
... 47- 5 Keith Worlds, IN 7/10
... 47- 4 1/2 Art Klosterman, OR 6/5
... 47- 4 Robert Guthrie, CA 5/23
... 47- 3 1/2 Kelly McQuade, WA 7/14
... 46- 1 1/2 *Fred Cornwell, CA 6/26
... 44- 9 1/2 *Mark Justice, CA 6/26
... 43- 2 1/2 *Ron Elliot, CA 5/15

4 x 110 Yard Relay

43.3 Motor City TC, MI 6/27
43.9 Jaguar TC, NY 7/31
44.2 Morris Estates TC, PA 7/31
44.3 Kenner Youth, LA 7/10
44.5 Mallory Challengers, PA 6/26
44.5 Intercity Striders, PA 7/31
44.5 Tucson Striders, AZ 7/31
44.6 Memphis TC, TN 6/12
44.64 John Hay TC, OH 6/27
44.7 Faith Streakers, CA 6/19
44.7 Red Stick TC, LA 7/10
44.8 N Val Golden Bears, CA 6/5
44.9 Soul Striders, FL 6/25
45.1 Rialto Classics, CA 5/8
45.1 Westwood TC, CA 6/19
45.1 N.O. Superdudes, LA 7/10
45.2 Westlake AA, CA 6/19
45.2 Eastside Youth AC, CA 6/19
45.2 Motor City TC "B", MI 6/26
45.26 First Dayton Rec, OH 6/27

4 x 440 Yard Relay

3:26.68 Wash. C.Y.O., DC 6/27
3:27.0 Morris Estates TC, PA 6/26
3:29.2 Kenner Youth, LA 7/10
3:30.9 Ariz. Throwbacks, AZ 7/31
3:32.0 Model Cities TC, MD 6/26
3:32.2 Motor City TC, MI 6/26
3:34.1 Tucson Bullets, AZ 7/31
3:35.18 Kettering Striders, OH 7/27
3:36.64 Mad River Missiles, OH 7/27
3:37.5 Westwood TC, CA 6/19
3:37.67 Oakland TC, OH 6/27
3:38.0 Holy Smokes, WA 7/14
3:39.4 N.O. Superdudes, LA 7/10
3:39.5 Wash. C.Y.O. "B", DC 6/26
3:40.5 Faith Streakers, CA 6/19
3:41.1 Memorial Jr Hi TC, FL 2/22
3:42.1 First Dayton Rec., OH 6/26
3:42.1 Red Stick TC, LA 7/3
3:43.1 Colorado Springs, CO 6/13
3:43.6 Rialto Classics, CA 6/19
3:44.2 Austintown Com. TC, OH 6/26
3:44.3 St. Braventures TC, CA 7/18

POSTAL SIX-MINUTE RUN CONTEST

School Teams Start Early

Thirty-five school teams (five runners on each team) have already submitted entries in the fifth annual Starting Line Six Minute Run contest. Leading the way in total participation, as usual, are the numerous entries from the elementary and, this year, the intermediate schools of the Syracuse, New York, School District. That city's Charles Andrews School is the currently leading domestic entry in both the Elementary Boys and Elementary Girls Divisions.

The best overall team total (22½ laps for the five man total) was defending intermediate boys champ, McKinley Middle School of Muncie, Indiana. The McKinley boys will be trying again, which is perfectly legal as long as entries are submitted before the May 15, 1977 deadline (for other rules write for entry blank or consult Starting Line, July/August 1976 issue, page 4).

As we should have expected, just as soon as we eliminated the Intermediate Girls (8th grade and below) division due to scarcity of entries in previous years, we were immediately "deluged" with several entries in that division. Therefore, we will revert to our former procedure of separating the Elementary (6th grade and below) and Intermediate Girls Teams, and will give awards for leading school teams in each division. All other rules remain the same.

If you think you can better the teams listed below, send your entries (or write for information) to P.O. Box 878, Reseda, CA 91335. Top teams as of December 31, 1976 are:

Elementary Boys (6th grade and below)...Sussex Road School (King, England, separate awards to be given)-20½ laps; Sussex Team #2-18½ laps; Andrews School (Syracuse, NY)-18; Porter School (Syracuse)-17½; Washington School (Syracuse)-17¼; Roberts School (Syracuse)-17¼; Franklin School (Syracuse)-17¼...youngest total team gets higher place in case of tie;

Intermediate Boys (8th grade & below)...McKinley Middle School (Muncie, IN)-22¼; Barstow (CA) Jr. High School-21; McKinley #2-20½; H.W. Smith JHS (Syracuse)-20½; Shea JHS (Syracuse)-20¼; Egan JHS (Los Altos, CA)-20 laps

Elementary Girls...Andrews (Syracuse)-17¼; Summer School (Syracuse)-16; Roberts (Syracuse)-16; Washington (Syracuse)-15½; Elmwood (Syracuse)-15; Delaware (Syracuse)-15

Intermediate Girls...Olle Middle School (Alief, TX)-20½; Egan JHS (Los Altos, CA)-19½; Barstow (CA) JHS-17¾; Shea JHS (Syracuse)-17; H.W. Smith JHS (Syracuse)-16¾

The National Jogging Association (NJA) proudly announces a 1977 run, walk, jog, hike new year's resolution. This program offers a total of six challenges: three in miles and three in kilometers (365, 1,000, 1,977). For those interested in earning recognition for achieving and maintaining physical well being.



These challenges are one way in which the Association helps to motivate and educate people to the values of regular endurance exercise.

This new challenge encourages runners, walkers & hikers to join joggers in the satisfaction of completing this new year Challenge. Membership in NJA is not required in order to participate.

For information on this program and/or NJA please write to address below:

National Jogging Association
1910 K Street, N.W., Suite 202
Washington, D.C. 20006

NATIONAL NEWS

★ **NATIONAL AAU JUNIOR WOMEN'S CHAMPIONSHIPS** on June 13-14 at UCLA, West Los Angeles, California will once again be part of a big week of track & field, which will include the National AAU Senior Men & Women's Championships at the same site on June 9-10-11. In addition, an Age Group Classic Meet for Girls (bantam to intermediate divisions) will be conducted at the same place on June 12. For information on all these meets contact... Pete Scanlan, 2925 Knoxville, Long Beach, CA 90815... phone (213) 421-2867.

★ **NATIONAL AAU JUNIOR WOMEN'S PENTATHLON** (held in conjunction with Senior Women's Pentathlon) is scheduled, at last report, for June 4-5 at Central State University at Xenia, Ohio. Norm Saettel, 735 Wilfred Ave, Dayton, OH 45401 can be contacted for information. Norm is also the man in charge of a proposed "National Girls Age Group Championship" (bantam to senior divisions) at the same site on June 24-25-26.

★ **NATIONAL AAU JUNIOR MEN'S TRACK & FIELD CHAMPIONSHIPS** will once again be held at Knoxville, Tennessee, this year on June 8-9. Males born 1958 & later are eligible.

★ **NATIONAL AAU BOYS AGE GROUP CHAMPIONSHIPS** will be hosted by Albuquerque, New Mexico on July 15-16-17. For information on the boys events (bantam to senior divisions) get in touch with Willie Goldsmith, 132 Espejo NE Albuquerque, NM 87123.

★ **NATIONAL JUNIOR OLYMPIC PENTATHLON/DECAHLON CHAMPIONSHIPS** are set for Yakima, Washington on July 2-3. For details write Art Hutton, 304 Stanley Blvd, Yakima, WA 98902. Girls and Boys (intermediate and senior divisions) are eligible.

★ **NATIONAL JUNIOR OLYMPIC MULTI-SPORT CHAMPIONSHIPS**, which include National Track & Field Championships, have been awarded to the University of Nebraska at Lincoln on August 11-12-13-14. Competitors must qualify through district association and regional championship meets.

NOTE OF APPRECIATION

/DON SOBANKO, coach of the "Blazerettes" from Orlando, Florida, and Region IV Meet Director, brought his team to the Nation JO and wrote some comments on the meet/

I would like to write a few words on the fantastic Junior Olympics National Cross Country Meet at St. Louis on December 11. This was my third Nationals and in my opinion this was by far the best we (the Blazerettes) have ever taken part in.

The meet was exceptionally well run (on time and yet not rushed), the course was well marked and spotted and the atmosphere was one of friendship and congeniality.

Much of this must be attributed to the meet director CHARLES CASSMEYER. This man did a heck of a job organizing this meet, and with all the work, still had time to talk and be friendly to all coaches and competitors.

Although none of my girls placed in the awards, they all ran lifetime bests over the various distances. This has to be attributed, in great part, to Mr. Cassmeyer and his workers. Region IV congratulates Mr. C. on a great meet and an outstanding job.



SAM GIAMBELLUCA ENTERS 14th YEAR AS NJO GIRLS TRACK CHAIRMAN

Sam Giambelluca of Poplar Bluff, MO, will begin his 14th year this month as national chairman for the AAU Junior Olympic track and field program for girls.

Re-elected to a two-year term at the AAU national convention last October, Giambelluca has held the national chairmanship since 1964.

Giambelluca publishes the annual NJO track & field tabulation results, which compares age group statistics by youngsters throughout the country. He is also president of the SEMO Track Club.

Sam Giambelluca, 48, is married and has five daughters, all athletes at one time or another. He is a graduate of Poplar Bluff H.S. and is now a businessman who owns two shoe stores in Poplar Bluff. His work with the AAU Junior Olympic program is on a volunteer basis.

THE FINISH LINE

Regional News and Results

This section includes nationwide results. In order to have good coverage from your area, everyone is encouraged to submit results to STARTING LINE, P.O. Box 878, Reseda, CA 91335.

If possible, include the following information:

1. Date of meet and meet site (name of stadium & city)
2. Type of facility (all-weather, cinder, indoor, etc.)
3. Name of meet director and/or sponsoring group
4. First and last names of all timed or measured competitors, along with their marks (include heats and qualifying rounds)
5. Wind-assistance information (sprints, hurdles and long jump/triple jump)
6. Weight of implements (shot, discus, javelin, etc.)
7. Height of hurdles and distance of hurdle races
8. Hometown or team affiliation of listed athletes
9. Other pertinent or interesting information (number of competitors, weather, birthdate of outstanding competitors, etc.)

EASTERN STATES

AREA CONTRIBUTORS

BARBARA EICHELSBACHER
MORY HARWICK
DONALD MCINTYRE

GEORGE MILLER
JOE NEWMAN
HUGO PRUTER
ED QUINLAN

AUSTINTOWN AGE GROUP

CROSS COUNTRY MEET

AUSTINTOWN, OH - Sep 11
(from Barb Eichelsbacher)

Boys 7-Under (1.0 mile)

E.Cybal, Arrow TC 6:26
J.Hudock, Arrow 6:41
T.Irving, Pacer TC 6:42
W.Miller, Mt Lebanon :45
P.Mangan, Mt Leb 6:47
A.Mays, Mt Lebanon 7:00
J.Reckley, Churchill 7:02
P.DiGiacomo, Mt Leb 7:03
M.Diethorn, Mt Leb 7:04

Boys 8-9 (1.0 mile)

D.Donnellan, Bethel 5:55
J.Gano, Pacer 6:03
A.Russell, Pacer 6:05
B.Clark, Mt Leb 6:10
S.Haire, Arrow 6:14
J.Desrocher, Pacer 6:17
M.Rectenwald, Bethel :20
S.Aspiotis, Mt Leb 6:24
C.Cunningham, Pacer 6:27
S.Brand, Scioto 6:31
E.Dougherty, Dormont :34
E.Hopf, Pacer 6:37

Boys 10-11 (1.50 miles)

R.Swintek, Bethel 7:35
M.Yonish, Bethel 7:38
T.Regan, Mt Lebanon 8:04
M.Trempus, Pacer 8:26
M.Miller, Mt Leb 8:27
J.Fichter, Mt Leb 8:28
S.Clark, Mt Leb 8:29
E.Hernan, Arrow 8:30
McCauley, Dormont 8:31

Boys 12-13 (2.0 miles)

M.Wertz, Mt Leb 11:43
D.Dunn, Mt Leb 11:45
M.Retarchik, Mt Leb :46
R.Haire, Arrow 11:52
D.Martinelli, ML 12:04
Lackner, Mt Leb 12:13
B.Deeds, Dormont 12:15

Girls 7-Under (1.0 mile)

Klein, Mt Leb 7:05
Folino, Mt Leb 7:08
S.Tarby, Bethel 7:22
M.Hall, Dormont 7:29
Eichelsbacher, Beth 36
M.Snyder, Mt Leb 7:42

Girls 8-9 (1.0 mile)

R.Kalinowski, Gr'rg 6:11
H.Russel, Mt Leb 6:21
T.Aston, Bethel 6:22
J.Peyton, Bethel 6:25
B.Cheaney, Scioto 6:26
K.McCune, Gr'nsburg 6:27
J.Dougherty, Dormont :31
K.Folino, Mt Leb 6:33

Girls 10-11 (1.50 mi)

L.Donnellan, Bethel 8:19
A.Adams, Churchill 8:23
J.Jelovich, Bethel 8:48
D.Patrick, Latrobe 8:57
D.Lon, Mt Lebanon 9:07
J.Armstrong, Dor 9:15
K.Hazlette, Latrobe 9:17
S.Peters, Dormont 9:27

Girls 12-13 (2.0 mile)

T.Albright, Gr'brg 12:42
G.Wickham, Buckeye 12:52
L.Dissen, Dormont 13:11
J.Skaates, Buckeye 13:32
G.Geronimos, Dor 13:36

DONALD BARBIERI MEMORIAL X-COUNTRY CHAMPIONSHIPS

NEW YORK, NY - Sep 25
(from Ed Quinlan)

/Alley Pond Park (rugged course); Weather - 65°, clear; Total Runners - 500+; Meet named for founder of New Hyde Park Police Boys Club Road-runners track team/

Boys 6-7 (1.5 miles)

Eugene Rodgers, NHP 10:20
Greg Florio, Edgemont :27
Kenny Matlach, NHP 11:23
Matt Ringh, LIAC 11:24
David Carpenter, LI 11:29
Brian White, LIAC 11:43
Mark Lehrer, LIAC 11:49
(24 Runners)

Leading Teams

Long Island AC 31
New Hyde Park PBC 41

Boys 8-9 (1.50 miles)

Vic Hoyas, Met AC 9:20
Pat Coyne, NHP 9:24
John Sullivan, Met 9:25
Peter Schwansnick, LI 9:44
James Hughes, Holy Pam 44
Paul Galietti, Met AC :51
Frank Rago, NHP 9:58
(50 Runners)

Leading Teams

Met AC 43
Long Island AC 49
New Hyde Park PBC 52

Boys 10-11 (1.50 miles)

Craig Barbieri, NHP 8:55
Edward Kehoe, Point 8:59
Greg Kasko, Metuchen 9:02
Ed Scalfani, Met AC 9:05
Stephen Murray, NHP 9:07
Paul Chatham, Met AC 9:20
Mike Ditommaso, LIAC 9:22
(73 Runners)

Leading Teams

Met AC 52
Long Island AC 74
New Hyde Park PBC 78

Boys 12-13 (1.50 miles)

Chris Frost, LIAC 8:02
James Gardiner, NHP 8:03
Carl Krushmer, LI 8:43
John Krupa, NHP 8:57
Joe Macri, NHP 9:06
Adam Griffiths 9:16
John Gibson, Greyhound 18
(49 Runners)

Leading Teams

Long Island AC 45
New Hyde Park PBC 51

Boys 14-15 (1.50 miles)

Mark Hinds, LIAC 8:04
Chris Heimbach 8:09
Tim Connelly, Point 8:15
(21 Runners)

Girls 6-7 (1.50 miles)

Dawn Obrinski, CP 12:05
Eileen Taylor, StAnd'w 20
Linda Vahldeick, Cure 27
Amy Hendlr, LIAC 12:35
(21 Runners)

Leading Teams

Long Island AC 42
College Point AC 66

Girls 8-9 (1.50 miles)

D.Pierantozzi, Met 10:16
Kim Thomas, Atlas 10:32
Karen Mountfort, Met :32
Kris Keuffner, NHP 10:36
Roberta White, Met 11:11
Karen Thomas, Atlas 11:25
Shawnee O'Toole, LIGS 26
(32 Runners)

Leading Teams

Met AC 36
College Point AC 80

Girls 10-11 (1.50 mi)

Ann Kiely, LIGS 9:15
Robyn Platis, NHP 9:29
Rita Cyran, LIGS 9:31
Paty Quinn, Met AC 9:35
Rita Schrader, Notre D 46
Kim Van Helden, NHP 9:49
Anna Eardley, NHP 9:49
(53 runners)

Leading Teams

LI Golden Spikes 42
New Hyde Park PBC 43

Girls 12-13 (1.50 mi)

Sheila Wall, LIGS 9:03
Kathy Sullivan, LIGS 9:03
Eileen Kiely, LIGS 9:13
Leigh Kornberger, LIGS 22
Anne Hagan, NHP 9:30
Donna Disanto, NHP 9:38
Jeanne Erkman, N Dame 9:41
(28 Runners)

Leading Teams

LI Golden Spikes 18
New Hyde Park PBC 60
Point TC 90

Girls 14-15 (1.50 mi)

Sonya Henderson, Flsh 9:24
Mary Kiley, LIGS 9:44
Mary Weerner, NHP 10:02
(23 Runners)

LATROBE JUNIOR STRIDERS

AGE GROUP CROSS COUNTRY

LATROBE, PA - Oct 18
(from Barb Eichelsbacher)

/Mammoth Park (very hilly); Weather - bitter cold, very windy/

Boys 7-Under (1.0 mile)

E.Cybal, Arrow TC 6:56
J.Reckley, Churchill 7:04
J.Hudock, Arrow 7:07
T.Callahan, Bethel 7:10
W.Miller, Mt Lebanon 7:12
T.Irving, Pacer 7:21
A.Mays, Mt Lebanon 7:24
G.Sebolt, Mt Lebanon 7:27
P.Mangan, Mt Lebanon 7:28

Boys 10-11 (1.5 miles)

R.Swintek, Bethel 8:32
M.Yonish, Bethel 8:40
T.Regan, Mt Lebanon 9:16
T.Kazzas, Dormont 9:31
M.Aston, Bethel 9:34
M.McCauley, Dormont 9:36
J.Fichter, Dormont 9:39
M.Trempus, Pacer 9:43

Boys 12-13 (2.0 miles)

D.Champion, Nw Image 12:03
D.Dunn, Mt Lebanon 12:19
T.Lackner, Mt Leb 12:25
R.Haire, Arrow 12:28
G.McKenzie, N Image 12:30

Girls 7-Under (1.0 mile)

M.Kazalas, Dormont 7:21
R.Klein, Mt Lebanon 7:22
S.Tarby, Bethel 7:23
J.Folino, Mt Lebanon 7:47
E.Diggs, New Image 7:51
N.Herb, Churchill 7:52

Girls 8-9 (1.0 mile)

R.Kalinowski, Gr'brg 6:29
H.Russell, Mt Lebanon :44
T.Aston, Bethel 6:46
J.Zalokar, Pacer 6:47
K.McCunne, Greensburg :51
M.Mangan, Mt Lebanon 7:00
J.Peyton, Bethel 7:02
K.Folino, Mt Lebanon 7:05
M.Frengel, Bethel 7:14
J.Dougherty, Dormont 7:15

Girls 12-13 (2.0 mi)

L.Dissen, Dormont 13:24
R.Wormsley, N Image 13:35
S.Boyer, New Image 14:05
S.Lovelace, N Image 14:23
A.Webb, New Image 14:30
C.Murphy, Pacer 14:40

JOHN F KENNEDY MEMORIAL

THREE MILE RUNS

PITTSBURGH, PA - Oct 31
(from Mary Harywick)

/Schenley Park (wet course); Weather -

light rain; Total Finishers - 437/

Boys 13-Under

Doug Sauers, W Penn 19:40
Tom Lachner, Mt Leb 20:47
Derek Romitti, CR 20:48
Roger Mattocks, WP 20:56
Steve Cronberger, WP 58
Jim Olson, W Penn 21:05
Wayne Jeffrey, WP 21:10
Dave Peirson, Mead'v 1 :29
Chris Russell, WP 21:35
Mickey Rihbarchik, ML :44
Jerry Ficher, Dormont :52
Ted Kazales, Dormont :56
Frank Fleming, G Wash :58
B.J.Dougherty, Dor 22:04
Terry O'Connor, NCastle08
(86 Finishers)

Leading Teams

West Penn TC 23
Dormont TC 89
Country Roaders 111

Girls 13-Under

Jayne Armstrong, D 22:58
Sally Cronberger, 23:07
Julie Dougherty, D 23:19
Amy Adams, Churchill :22
Lori Lenz, W Penn 23:45
Gabby DiFiore, WP 24:02
Molly Murphy, Dor 24:10
(43 Finishers)

USTEP EASTERN REGIONAL

AGE GROUP CROSS COUNTRY

PITTSBURGH, PA - Oct 17
(from Joe Newman)

/Schenley Park; Weather - 45°; Total Finishers - 77/

Boys & Girls 7-U (1.0mi)

John Munoz, Golden V 8:09
Kelly Ritchie, Tal'ge :10
Sharon Ritchie, Tal 8:15

Boys & Girls 8-9 (1.5mi)

Shannon Ritchie, WP 9:47
Sally Cronberger 10:00
Joey Newman, W Penn 10:11
Jenny Marks, Cav'te 10:20

Boys & Girls 10-11 (2mi)

Chris Russell, WP 14:09
John Oleinik, Laurel :12
Brad Holnaiser, Lat 14:38
Jerry Lynch, W Penn 14:43
Timmy Fijewski, GV 14:53
Mike Romano, W Penn 14:58
(25 Finishers)

Boys & Girls 12-13 (2.5mi)

Doug Sauers, W Penn 15:30
Wayne Jeffrey, Char 16:00
Beck Becker, W Penn :10
Jim Olsen, W Penn :16:24
Steve Cronberger, WP 31
(20 Finishers)

METROPOLITAN JR OLYMPIC

GRILLS CROSS COUNTRY

BRONX, NY - Oct 24
(from Don McIntyre)

/Van Cortlandt Park;

Weather - cold, windy, rainy; Total Runners - 220/

Bantam Girls (1.0 mile)

Shawnee O'Toole, GS 7:01
Kim Thomas, Atlas TC 7:08
Kathy Filshie, NHP 7:10
Sue Morrison, Flash'ts 14
Ellen Croket, Atlas TC 17
Dawn Thompson, Flash 7:26
Adrienne Thomas, Flash:28
Kris Kueffner, NHP 7:31
(40 Runners)

Midget Girls (1.25 mi)

Ann Kiely, LIGS 7:14
Robyn Platis, N Hyde Pk19
Siobhan Roach, LIGS 7:20
Rita Cyran, LIGS 7:22
Kim Van Helden, NHP 7:26
Joan Fenstermaker, NHP 29
Rita Schrader, PBC 7:31
Vickie Saunders, LIGS :32
Angela Williams, Flash 36
Lisa Brown, Mercury 7:40
(48 Runners)

Junior Girls (1.50 mi)

Sheila Wall, LIGS 9:30
Kathy Sullivan, LIGS 9:31
Emma Leale, LIGS 9:37
Yolanda Willson, Flash 43
Linda Foggi, Jersey AC 46
Pat Taylor, Jamaica TC 51
Leigh Kornberger, LIGS 53
Mary Bartlett 9:58
Eileen Kiely, LIGS 10:01
Ann Hagen, NHP 10:03
(66 Runners)

Inter. Girls (2.0 mi)

Nancy Frank, LIGS 12:17
Kim Chris 13:06
Eilish Carey, LIGS 13:10
Val Cale, Atoms TC 13:32
Mary Kiely, LIGS 13:49
(46 Runners)

Senior Girls (2.0 mi)

Donna Draycott, LIG 11:50
Kelly O'Toole, LIGS 12:26
Brenda Saunders, LIGS :44
Karel Jones, Atoms TC :48
Marianne McKay, LIG 12:58
(20 Runners)

HUNTERDON COUNTY PARKS

AGE GROUP CROSS COUNTRY

FLEMINGTON, NJ - Oct 30 (from George Miller)

/Hunterdon Central High School; Weather - excellent; Total Finishers - 53; Final meet of seven meet series/

Boys 11-Under (1.22 mi)

- Andy Martin 7:23
Gavin Sloane 7:27
Bob Sabol 7:28
Mark Tkac 7:53
Tim Moininghoff 7:59

Boys 12-13 (1.59 miles)

- Paul Morabito 9:07
Rob Wagner 9:10
Darren Hessington 9:22
Mike Tkac 9:27
George Sabol 9:30
Martin DeCoursey 9:37

Girls 11-Under (1.02 mi)

- Janet Smith 6:34
Glora Jakubco 6:44
Jennifer Hetrick 6:54
Kathy Gubitosi 6:57

Girls 12-13 (1.22 mi)

- Cathy Compton 7:28
Margie DeMarras 7:30
Michele Mohyla 7:32

UNION COUNTY PARKS

AGE GROUP CROSS COUNTRY

ELIZABETH, NJ - Oct 31 (from George Miller)

/Warinanco Park (wet courses); Total Finishers - 62; Final meet of fall series/

Boys & Girls 8-U (1.25m)

- Art Smith 8:44
Noel Winfoun 9:05
Steve Jobin 9:10
Maria Marabito 9:16 (14 Finishers)

B & G 9-10 (1.25 mi)

- Todd Gibbons 7:24
Joey O'Connor 7:25
Andy O'Donnell 7:36
Mike Catalanello 7:40
Chris Dougherty 7:54
Brian Bambrick 7:57 (14 Finishers)

Boys 11-12 (1.42 miles)

- Steve Ferrara 8:15
Paul Morabito 8:28
VJ Cowhig 8:40
Bob Catalanello 8:45
Jim Reilly 8:52
Keith Fowler 8:56 (21 Finishers)

Boys 13-14 (1.9 miles)

- John Tegen 10:20
Jeff Knowles 10:38
Todd Leutters 10:44
Rich Bantel 10:51 (13 Finishers)

METROPOLITAN AAU GIRLS

X-COUNTRY CHAMPIONSHIPS

LONG ISLAND, NY - Oct 31 (from Hugo Pruter)

/Eisenhower Park (flat, grassy, wet; Weather - overcast, light rain; Total Finishers - 75/

Bantam Girls (1.0 mile)

- Kierman O'Toole, LIG 6:15
Cathy Crawford, NHP 6:20
Lisa Barchitta, SIJ 6:27
Kathy Filshie, NHP 6:28
Shawneen O'Toole, LIG 6:31
Melicent Davis, SIJ 6:32
Kim O'Donnell, SIJ 6:34 (14 Finishers)

Leading Teams

- LI Golden Spikes 35
New Hyde Park PBC 42

Midget Girls (1.5 mile)

- Emma Leale, LIGS 8:35
Holly Henderson, SIJ 8:37
Ann Kiely, LIGS 8:44
Kim Van Helden, NHP 8:45

Siobhan Roche, LIGS 8:54

Robyn Platis, NHP 8:59

Joan Fenstermaker, NHP 9:03 (24 Finishers)

Leading Teams

- LI Golden Spikes 30
New Hyde Park PBC 43

Youth Girls (2.0 miles)

- Sheila Wall, LIGS 11:06
Ann Dolan, Brkl'n Str 09
Kathy Sullivan, LIGS 12:23
Marianne Williams, SIJ 35
Eileen Kiely, LIGS 11:46
Diane Vacaro 11:53 (21 Finishers)

Junior Women (2.5 mi)

- Kathy Corrigan, BS 16:09
Mary Kiely, LIGS 16:46
Eileen Smith, NY PAL 15:58 (10 Finishers)

ALLEGHENY MOUNTAIN AAU

AGE GROUP X-C CHAMP.

PITTSBURGH, PA - Nov 7 (from Barb Eichelsbacher)

/Oakdale Army Base (very hilly, grass); Weather - windy and cold; Total Finishers - 208/

Boys 7-Under (1.0 mile)

- T.Callahan, Bethel 6:53
J.Reckley, Churchill 7:07
P.Mangan, Mt Lebanon 7:09
W.Miller, Mt Lebanon 7:13
G.Sebolt, Mt Lebanon 7:15
M.Wilson, Churchill 7:22
J.Greer, Mt Lebanon 7:29
P.Digiacomo, Mt Le 7:30

Bantam Boys (1.0 mile)

- D.Donnellan, Bethel 6:13
M.Rectenwald, Bethel 6:17
B.Clark, Mt Lebanon 6:29
J.McMahon, Mt Le 6:31
B.J.Dougherty, Dormont 33
P.Martinelli, Mt Le 6:33
T.Miller, Latrobe 6:34
A.Moss, Churchill 6:39
S.Aspiotis, Mt Le 6:44
D.Welsh, Mt Lebanon 6:45
Aldinger, Churchill 4:46
M.Yonish, Bethel 6:48
C.Cunningham, Pacer 6:49
D.Cronin, Dormont 6:53

Midget Boys (1.50 mile)

- R.Swintek, Bethel 8:38
M.Yonish, Bethel 8:43
T.Regan, Mt Lebanon 9:03
T.Miller, Mt Le 9:22
T.Kazales, Dormont 9:31
M.McCauley, Dormont 9:41

Youth Boys (2.0 miles)

- A.Thompson, Bethel 11:28
T.Lackner, Mt Lebanon 13:1
G.McKenzie, New Image 4:6
S.Hartnell, Bethel 11:53

Girls 7-Under (1.0 mile)

- R.Klein, Mt Lebanon 7:25
S.Tarby, Bethel 7:26
J.Polino, Mt Lebanon 7:29
M.Kazalas, Dormont 7:46

Bantam Girls (1.0 mile)

- R.Kalinowski, Gr'rg 6:31
H.Russell, Mt Le 6:31
J.Zalokar, Pacer 6:41
M.Mangan, Mt Le 6:53
K.McCune, Greensburg 6:56
K.Polino, Mt Lebanon 6:57
J.Dougherty, Dormont 6:57

Midget Girls (1.5 mi)

- L.Donnellan, Bethel 9:22
J.Jelovich, Bethel 9:36
A.Adams, Churchill 9:36
C.Patrick, Latrobe 9:45
C.Rectenwald, Bethel 9:52
L.Burnett, New Image 9:54

Youth Girls (2.0 miles)

- R.Wormsley, New Im 12:36
Olson, Dormont 12:42
S.Boyer, New Image 13:01
P.Webb, New Image 13:16
S.Lovelace, N Image 13:19
C.Murphy, Pacer 13:20

SOUTHERN STATES

AREA CONTRIBUTORS

BOB BAXTER
ELI GAGICH
BERNARD MARISTANY

JUNIOR SPRIEDERS GIRLS
X-COUNTRY "INVITATIONAL"

RALEIGH, NC - Nov 20 (from Bob Baxter)

/North Carolina State University; Weather - Clear, 67°; Teams - 15; Total Finishers - 137/

Girls 7-Under (3 km.)

- Allison Lehr, RedR 14:35
Leslie Holshouser, CY 45
Karen Wolyniec, NHPBC 4:50 (11 Finishers)

Bantam Girls (3 km.)

- Kathy Raisbeck, Lau 12:07
Sara Summer, Angels 12:19
Joan Wozniac, Mallery 12:23
Melinda Fulk, CY 12:27
Jodie Culler, Angels 4:1
Amy Jack, Angels 12:46
Kathy Filshie, NHP 12:54
Kris Kueffner, NHP 12:56
Susannah Miller, ML 13:00 (23 Finishers)

Leading Teams

- CYTC (NC) 55
NewHyde Pk PBC (NY) 79

Midget Girls (3 km.)

- Ann Miles, Red Run 11:00
Lori Vogt, Angels 11:11
Jennifer Gwyn, CY 11:19
Linda Dorney, Laurel 1:27
Rita Schradler, NHPBC :59
Tanya Jack, Angels 12:00
Kim Van Helden, NHP 12:01
Joan Fenstermaker, NHP 05
Genny Naffziger, Ang :06
Crystal Brown, CY 12:08
Lynn Nicholas, Point :10
Leslie Merola, Angels :13
Tracy Schauer, Point :15
Susan Treece, Angels :17
Dane Winingder, RedR :24
Angela Fosnough, An 12:24 (47 Finishers)

Leading Teams

- Ohio Angels 43
New Hyde Park PBC 68
CYTC (NC) 85
N'side Red Run (GA) 112

Youth Girls (4 km.)

- Kimmie Kelly, Pio 14:45
Kathleen McCall, Del 15:31
Robyn Platis, NHPBC 15:42
Maria Townsend, CY 15:44
Anne Hagan, NHPBC 15:54
Donna Disanto, NHP 15:55
Sandy Martin, CY 15:59
Jeanne Erksmann, NHP16:00
Bonnie Smith, RedR 16:04 (20 Finishers)

Intermediate Girls (4km)

- Mary Shea, CY 14:07
Mackie Kelly, Pioneer :53
Connie Mayer, DelSC 15:15
Jill Cotten, Laurel 15:27
Kimberly Owens, CY 15:38
Doreen Marraffa, Olney 40
Becky Timberlake, CY15:51 (23 Finishers)

Leading Teams

- CYTC (NC) 41
New Hyde Park PBC 76

Senior Girls (4 km.)

- Julie Shea, CY 13:20
Laluni Kelly, Pio 14:20
Lisa Thomas, W Car 15:20
Gail Hafley, CY 15:27 (13 Finishers)

JERRY MONTGOMERY
DON SOBANKO

ALIEF TRACK CLUB
OPEN CROSS COUNTRY MEET

ALIEF, TX - Sep 25 (from Jerry Montgomery)

/Spring Creek Park; Weather - 88°; Total Finishers - 138/

Boys 9-Under (1.0 mi)

- Glen Jeffery, Waller 6:26
David Reyna, Col Sta 6:27
Thomas Page, Waller 6:43
Danny Stokes, Alief 6:48 (24 Finishers)

Boys 10-11 (1.18 miles)

- Chris Panel, Alief 6:07
Michael Stastny, Wal 6:14
Douglas Adkins, Alief :16
Todd Gilbreth, Alief 6:31
Huey Treat, Col Stat 6:41 (19 Finishers)

Boys 12-13 (1.36 miles)

- Scott Lucas, Alief 7:30
Chris Kalinosvsky, W 7:51
Gary Alexander, AL 8:00 (11 Finishers)

Boys 14-15 (2.0 miles)

- Craig Smajstrla, AL 10:44

Girls 10-11 (1.18 mile)

- Mona Egby, Astrobl's 6:32
Melody Smith, Astr 7:01
Teri Smajstrla, AL 7:08

Girls 12-13 (1.36 mi)

- Susan Acker, Alief 8:17
Rhonda Acker, Alief 8:19
Gayle Alexander, AL 8:26

Girls 14-15 (2.0 miles)

- Jackie Smith, Astro 12:01
April Polk 12:11
Shelia LaBome, Ast 12:27 (24 Finishers)

JR OLYMPIC CROSS COUNTRY

BATON ROUGE, LA - Nov 6 (from Bernard Maristany)

/Highland Road Park (3 hills, mostly grass); Weather - clear, 65°, moderate breezes; Host-Baton Rouges Flashettes; Total Finishers - 65/

Bantam Girls (1.0 mile)

- Patricia Brown 6:54
Karen Martin 6:59
Kelly Briant 7:06
Penny Martin 7:19 (13 Finishers)

Midget Girls (1.25 mi)

- Janet Davis 7:28
Janice Davis 7:44
Janice Conrad 7:58
Stephanie Young 7:59
Ann Marie Schweitzer:8:00 (22 Finishers)

Junior Girls (1.50 mi)

- Teresa Maristany 9:56
Tara Arnold 10:03
Patricia Hudson 10:13 (12 Finishers)

Inter. Girls (1.77 mi)

- Lisa Jones 11:26
Pam LeBlanc 11:37
Pat LeBlanc 12:11
Alyssa Peste 12:18 (14 Finishers)

GULF ASSN JR OLYMPIC

X-COUNTRY CHAMPIONSHIPS

ALIEF, TX - Nov 6 (from Jerry Montgomery)

/Spring Creek Park; Weather - 32-43°, wind 5-7 mph, light rain/

Bantam Boys (0.9 mile)

- David Reyna, Coll St 5:45
Ben Steves, Timbl'k 6:09
Thomas Page, Waller 6:14
Jack Simmons, Alief 6:16
Danny Stokes, Alief 6:33
Daniel Marchione, Tim :34
Midget Boys (1.2 miles)
Chris Panel, Alief 5:56
Troy Johnson, Alief 6:00
Douglas Adkins, Alief :01
Todd Gilbreath, Alief :02
Michael Stastny, Wal 6:17
Carl Jones, Waller 6:20 (13 Finishers)

Junior Boys (1.3 miles)

- Allen Dalberg, Alief 7:06
Scott Ringer, Alief 7:31
Lee Motley, Alief 7:34
Joe Pena, Alief 7:46
Gary Alexander, AL 7:50 (17 Finishers)

Inter. Boys (1.7 miles)

- Craig Smajstrla, AL 10:52
Lee Requardt 11:27
Bobby Lucas, Alief 11:33 (11 Finishers)

Bantam Girls (0.9 mile)

- Wendi Pena, Alief 5:44
Leah Giese, Coll Sta 6:24

Midget Girls (1.2 mi)

- Mona Egby, Astrobl's 6:27
Teri Smajstrla, Alief :47
Melody Smith, Ast'bl 6:49
Melinda Clark, Col S 7:03 (12 Finishers)

Junior Girls (1.3 mi)

- Sue Ann Adkins, AL 7:53
Susan Acker, Alief 8:01
Artmease Pugh, Ast 8:10
Gayle Alexander, AL 8:11
Rhonda Acker, Alief 8:11 (19 Finishers)

Inter. Girls (2.0 mi)

- Rosemary Desloge, T 12:13
Marcia Wills, Tall 12:54 (10 Finishers)

Senior Boys (3.0 miles)

- Scott Corbett, Orl 16:55
Robert Hannon, Mia 16:59

Midget Girls (1.25 mi)

- Beth Mitchell, Miami 8:11
Della Trenary, Miami 8:24
Kristina Haring, Orl 8:27
Patricia Kelly, Orl 8:28 (11 Finishers)

Junior Girls (1.50 mi)

- Mandy Adams, Miami 9:31
Ellen Parkinson, Por C 40
Sharon Chiong, Miami 9:59 (12 Finishers)

Inter. Girls (2.0 mi)

- Rosemary Desloge, T 12:13
Marcia Wills, Tall 12:54 (10 Finishers)

Arizona AAU Girls

CROSS COUNTRY OPEN MEET

PHOENIX, AZ - Sep 19 (from Sue Humphrey)

/Chaparral Park (grass, flat); Weather - 95°; Total Finishers - 90/

Bantam Girls (1.0 mile)

- Liz Williams, VofSun 6:15
Sandra Saucedo, Cr'ton 20
Debra Mowry, Creighton 27
Kris Williams, VOS 6:42
Dene Chatterton, VOS 6:44
Kristen Semke, Scot 6:46 (18 Finishers)

Midget Girls (1.50 mi)

- Stacy Hartsfield, Sc 9:02
Karen Bradshaw, ArizTC 32
Cathy Palmer, VOS 9:42
Carol Palmer, VOS 9:44
Lisa Anetsberger, Cr 9:56
Bessie Rodgers, Sc 10:02
Shelby Rahilly, Sc 10:09 (27 Finishers)

Youth Girls (2.0 mi)

- Monica Zepeda, Scot 12:15
Dawn Freeman, VOS 12:20
Jennie Stevens, VOS 12:21
Theresa Smith, VOS 12:35
Kathy Weld, Ariz TC 12:41 (24 Finishers)

Inter. Girls (1.7 mi)

- Lori Lemons, Camer 12:16
Jackie Smith, Ast 12:41
DeeDee Lamar, LaMarque 52
Pam Ballard, Ast 12:57 (22 Finishers)

REGION IV JUNIOR OLYMPIC

X-COUNTRY CHAMPIONSHIPS

ORLANDO, FL - Dec 4 (from Don Sobanko)

/Walsie Ward Girls Club (hilly and very sandy); Weather - 60-70°, breezy Total Finishers - 95/

Bantam Boys (1.0 mile)

- Brett Wilder, PuntaG 6:20
Randy Blair, Orlando 6:21

Midget Boys (1.25 mi)

- Andrew Wills, Tall 7:19
Joey Negron, Miami 7:39

Junior Boys (1.5 miles)

- Jeff Muth, Orlando 8:10
Ronnie Roman, Mait'd 8:12 (11 Finishers)

Inter. Boys (2.0 miles)

- Kenny Clark, Rock'ge 9:58
Paul Waldron, StPet 10:36
Bob Schackelford, Mia :48 (18 Finishers)

Senior Boys (3.0 miles)

- Scott Corbett, Orl 16:55
Robert Hannon, Mia 16:59

Midget Girls (1.25 mi)

- Beth Mitchell, Miami 8:11
Della Trenary, Miami 8:24
Kristina Haring, Orl 8:27
Patricia Kelly, Orl 8:28 (11 Finishers)

Junior Girls (1.50 mi)

- Mandy Adams, Miami 9:31
Ellen Parkinson, Por C 40
Sharon Chiong, Miami 9:59 (12 Finishers)

Inter. Girls (2.0 mi)

- Rosemary Desloge, T 12:13
Marcia Wills, Tall 12:54 (10 Finishers)

MOUNTAIN STATES

AREA CONTRIBUTORS

SUE HUMPHREY

ARIZONA AAU GIRLS

CROSS COUNTRY OPEN MEET

PHOENIX, AZ - Sep 19 (from Sue Humphrey)

/Chaparral Park (grass, flat); Weather - 95°; Total Finishers - 90/

Bantam Girls (1.0 mile)

- Liz Williams, VofSun 6:15
Sandra Saucedo, Cr'ton 20
Debra Mowry, Creighton 27
Kris Williams, VOS 6:42
Dene Chatterton, VOS 6:44
Kristen Semke, Scot 6:46 (18 Finishers)

Midget Girls (1.50 mi)

- Stacy Hartsfield, Sc 9:02
Lisa Anetsberger 7:50
Diane Gorenburg, RRR 7:56
Karen Bradshaw, Ariz 8:04
Helen Muth, Scottsdale 12
Kate Taber, Scot 8:18
Shelby Rahilly, Scot 8:20
Dawn Buck, VOS 8:21 (23 Finishers)

Junior Girls (1.50 mi)

- Monica Zepeda, Scot 8:44
Adair Merritt, Scot 8:46
Theresa Smith, VOS 8:54
Beth Semke, Scot 8:59

MIDWESTERN STATES

AREA CONTRIBUTORS

CHARLES CASSMEYER
DON DAHM
SUZANNE HEARNES
LARRY LANE

BOB PARKS
STEVE PRICE
DEAN REINKE
JOE ROGERS

KETTERING CROSS COUNTRY 9th ANNUAL "INVITATIONAL"

DAYTON, OH - Oct 9
(from Steve Price)

/Wright State University
(hilly course, two creek
jumps); Weather - cool,
overcast; Total Finishers
- 486; Teams - 34;
Meet Coordinator - Jim
Bair/

Bantam Boys (1.07 mile)

Bruce Nie, Sterling 6:51
Steve Cashman, GrRap 6:53
Paul Fredette 7:01
Paul Over, Sterling 7:02
Steve Haire, Arrow 7:06
Brian Behnke, Davison :07
David Bernard, KetStr 7:09
Eric Huss, DC CYO 7:09
David Gilmore, Ster 7:10
Joey Newman, W Penn 7:10
Chris Landis, Dav 7:21
Rupert Barron, Bloom 7:22
David Gedritis, GrRap :25
Keith Lindsay, DC CYO :30
Carter Quanz, Bloom 7:31
Chris Beichler, Arw 7:32
Mike Hiltbran, MadRiv 33
(55 Finishers)

Leading Teams

Sterling TC (IL) 72
Arrow TC (OH) 95
Kettering Striders 99
Bloomington TC (IN) 102

Midget Boys (1.56 mi)

Wayne Williams, DCYO 9:23
Joey Ackerman, Bloom 9:27
Tim Regan, Mt Lebanon :33
Eric Anderson, DCYO 9:34
Joe Ruff, Bloom 9:35
Jeff Moore, Mad River :42
Henry Wilson, DCYO 10:01
Greg Vaughn, Prairie S 02
Kevin Slaton, Mound 10:03
Jim Perry, Davison 10:04
Mike Boardman, Mad R :11
Jeff Queary, Ket Str :14
Matt Seavey, Ster 10:15
Guy Harper, DCYO 10:15
Randy Lucas, Gr Rapids 21
Kevin Dahm, Ket Str 10:21
Bob McNabb, Owen Sound 30
Chris Russell, W Penn :35
Neal Rainsford, Owen S 37
Brad Evilszior, Mad R :38
Ernie Lavato, F Dayton 41
Mike Romano, W Penn 10:42
Jamie Lenhoff, Mound :45
Hugh Flood, DCYO 10:45
(64 Finishers)

Leading Teams

CYO Track Club (DC) 50
Mad River Missiles 100
Mound City Dashers 156
Sterling TC (IL) 157
Owen Sound JOC(Can)158
Kettering Striders 165
West Penn TC 169

Youth Boys (2.13 mi)

Mike Hover, Bloom 12:24
Tony Hernandez, Mor 12:35
Paul Vandersteen, Bl :38
Doug Sauer, W Penn 12:39
Chris Crewell, Bloom :45
Todd Brown, Owen Sound 51
Brian Clappitt, Cooper 53
Mike Grady, Sterling :53
Brad Cruza, Bloom 12:54
Andy Timme, StJames 13:00
James Olson, W Penn 13:05

Kathleen Regan, Kwd 10:48
Sheila Link, Flt Pt 10:48
Tracy Fagan, Moraine :55
Jenny Naffziger, Oh 10:57
Laurie Boesser, DCY 10:58
Laurie Gorian, Wolv 11:00
Kristine Anderson, Kwd 02
Pam Somsel, Flt Pt 11:02
Tanya Jack, Ohio TC 11:03
Leslie Hearnese, Kwd 11:03
(84 Finishers)

Leading Teams

Kirkwood WTC (MO) 52
Fleet Feet (MI) 85
Ohio Track Club 127
CYO Track Club (DC) 127

Youth Girls (2.13 mi)

Tracy Grant, DCYO 13:19
Cindy Conway, W Sub 13:25
Jill Klatt, Gr Rapids :26
Karen Zurweller, Kwd :31
Heather Hearnese, Kwd :35
Diane Zurweller, Kwd :36
Sheila Erickson 13:36
Tita Lewis, DCYO 13:38
Lindy Yeager, Ket Str :47
Kayla Skelly, Fl Pt 13:48
Robin Rosmeir, Scioto :53
Gidget Wickham, Buck14:02
Mary Davin, DCYO 14:07
Dana Disabato, Scioto :08
Susan Ruiz, Ket Str 14:09
Maurine Manion, WS 14:11
(43 Finishers)

Leading Teams

Kirkwood WTC (MO) 62
Kettering Striders 100

Top Junior Women (3.20mi) (born 1957-later)

L-Aileen O'Connor (DCYO)
17:49...4-Kathy Mills
(Penn State U) 18:12, 5-
Hilary Noden (Penn St)
18:22, 6-Donna Gardner
(Penn St) 18:38...9-
Jill Hayworth (DC CYO)
19:01...11-Diane Bussa
(Bloomington TC) 19:18
...14-Patty Plymire (Peo-
ria Pacettes) 19:42...
79 finishers



MUNCIE CITY SCHOOL X COUNTRY CHAMPIONSHIPS

MUNCIE, IN - Oct 12
(from Joe Rogers)
/McClulloch Park (some
hills); Weather - 65°,
sunny, slight breeze;
Total Finishers - 65;
Schools - 5/
★

Seventh Grade (1.0 mi)

Gerald Miller, McK 5:22
Matt Green, Storer 5:30
T. Springer, Burris 5:30
Steve Gray, McK 5:35
Nick Showalter, McK 5:46
S. Anderson, Storer 5:47
Scott Hopper, McK 5:49
Bill Raiser, McK 5:54
Steve McPeck, McK 5:55
Lee, Wilson 6:00
Diane Cartwright, St 6:02
(31 Finishers)

Leading Teams

McKinley 25
Storer 45

Eighth Grade (1.0 mi)

Charles Armstrong, M 5:16
Tim Grimes, McK 5:19
Rick Crowder, Storer 5:22
Moran, Storer 5:25
Lawrence Taylor, St 5:31
Buddy Lipps, Franklin 33
Dave Barnes, Storer 5:34
Doug Elliott, McK 5:35
Jeorg Houck, Storer 5:37
John Rench, McK 5:38
(34 Finishers)

Leading Teams

Storer 28
McKinley 37

MAD RIVER "INVITATIONAL" CROSS COUNTRY INAUGURAL

URBANA, OH - Sep 18
(from Dahm)
/Flat, grassy course,
some hills on long race;
Weather - 78°, sunny;
Total Finishers - 135;
Teams - 8/
★

Bantam Boys (1 mile)

K.Dahm, Kettering St 5:38
J.Bivens, Grove City 5:49
M.Hiltbran, Mad Riv 6:16
M.Mitchel, Scioto TC 6:22
J.Kuskowski, KS 6:24
D.Bernard, KS 6:26
(18 Finishers)

Leading Teams

Kettering Striders 27
Dayton Resurrection 66

Midget Boys (1.5 miles)

K.Slaton, Mound 9:39
J.Queary, KS 9:50
J.Lenhoff, Mound 9:50
B.Evilszior, Mad Riv 9:59
(15 Finishers)

Leading Teams

Mad River TC :38
Mound City Dashers 43

Bantam Girls (1 mile)

D.Weiss, KS 6:12
K.Welsh, KS 6:16
B.Sweeney, Scioto 6:38
M.Conners, Buckeye 6:48
L.Craft, Mound 6:49
M.Brdrar, Cardinal 6:49
(30 Finishers)

Leading Teams

Kettering Striders 45
Cardinal TC 65
Scioto TC 77

Midget Girls (1.5 miles)

L.Craven, Scioto 8:35
L.Johnson, Cardinal 10:25
E.Saunders, Grove C 10:38
L.Evans, Grove City 10:42
C.Gunnels, Ohio TC 10:42
(19 Finishers)

Leading Teams

Grove City TC 43
Cardinal TC 50
Kettering Striders 53

Youth Girls (2.0 miles)

D.Disabato, Scioto 12:42
L.Yeager, Kettering 12:56
R.Rosemer, Scioto 13:04
B.Ruiz, KS 13:06
(15 Finishers)

Leading Teams

Kettering Striders 30
Buckeye TC 45



KIRKWOOD CROSS COUNTRY 4th ANNUAL "INVITATIONAL"

ST LOUIS, MO - Oct 2
(from Suzanne Hearnese)
/Forest Park (grass,
steep hills); Weather -
90°; Total Finishers -
165; Teams - 7/
★

Bantam Boys (1.0 mile)

Bruce Nie, Sterling 6:01
Paul Over, Sterling 6:10
David Gilmore, Ster 6:25
John Gianladis, Flor 6:43
Jeff Beer, Ster 6:45
(17 Finishers)

Midget Boys (1.25 mi)

Danny Buss, Flor 7:27
Bobby Devine, Flor 7:34
Matt Seavey, Ster 7:53
Jeff Hartle, Ster 7:59
Andrew Kotsis 8:16
Tim Raymond, Ster 8:17
(28 Finishers)

Leading Teams

Sterling TC (IL) 36
Florissant TC 54

Youth Boys (1.50 mi)

Tony Hernandez, Mor 8:38
Mike Grady, Sterling 8:41
Tom Tunicliff, S Ill 8:51
Steve Behiholt, S Ill 9:05
Todd Herr, S Ill 9:08
Paul Gierhart, Ster 9:11
(27 Finishers)

Leading Teams

So Illinois TC 38
Lterling TC 50

Bantam Boys (1.0 mi)

Lory Slusser, Ster 6:09
Lynn Pagan, Moraine 6:38
Amy Clark, Kirkwood 6:43
Tina Hartman, NWCY 6:49
(19 Finishers)

Leading Teams

Sterling TC 36
NW County YMCA 44

Midget Girls (1.25 mi)

Chris Ridenour, Kwd 7:17
Kathy Riggs, Kwd 7:18
Cathi Frank, Ster 7:19
Conni Frank, Ster 7:20
Sue Zuroweste, Kwd 7:28
Allison Hall, Kwd 7:47
(27 Finishers)

Leading Teams

Kirkwood WTC 26
Sterling TC 44

Youth Girls (1.50 mi)

Heather Hearnese, Kwd 8:56
Karen Zurweller, Kwd 8:59
Diane Zurweller, Kwd 9:32
Diana Zurweller, K 10:04
Debra Thurston, ESL 10:16
Donna Belker, S Ill 10:22
(22 Finishers)

Leading Teams

Kirkwood WTC 19
So Illinois TC 54

INDIANA JUNIOR OLYMPIC X-COUNTRY CHAMPIONSHIPS

BLOOMINGTON, IN - Nov 13
(from Dean Reinke)
/Kerst Farm Park; Spon-
sor - YMCA of Monroe Co
& Bloomington TC; Total
Finishers - 118/
(38 Finishers)

Bantam Boys (1.0 mile)

Steve Hall 5:53
Todd Brown 5:55
Carter Quanz 5:58
Rupert Barron 5:59
Eric Barnes 6:04
Midget Boys (1.25 mi)
Joe Ruff 7:20
Eric Eschenfelder 7:49

Junior Boys (1.50 mi)

Mike Hover 8:05
Chris Crewell 8:11
Thomas Woodley 8:12

Intermediate Boys (2 mi)

Rod Zochowski 9:41
Joe Cotner 9:41
Mike Alumbaugh 9:48
Tim Sullivan 9:51
Mike Kalb 9:57
David Hellon 10:03
(27 Finishers)

Senior Boys (3.0 mi)

M.Stillabower 15:47
Mike Wellman 15:55
Don Elrod 15:59

Bantam Girls (1.0 mi)

Christina Mahar 6:04
Amy Cartwright 6:10

Midget Girls (1.25 mi)

Cathy Bussa 8:39
Claudia Talbert 8:43

Junior Girls (1.5 mi)

Diana Cartwright 9:36

Intermediate Girls (2 mi)

Diane Bussa 11:00
Lora Cartwright 11:15

Senior Girls (2.0 mi)

Kimberly Temme 11:53

REGION VIII JR OLYMPIC X COUNTRY CHAMPIONSHIPS

ST LOUIS, MO - Nov 20
(from Charles Cassmeyer)

/Forest Park (grass,
steep hills); Weather -
sunny, 65°; Runners -
qualified from Missouri
Valley (MV), Ozark (OZ)
& Oklahoma (OK) District
Meets; Total Finishers
- 204/
★

Bantam Boys (1.0 mile)

Rusty Powlas, MV 5:47
Chip Imel, OK 6:12
Stephan Lueke, MV 6:23
(13 Finishers)

Midget Boys (1.25 mi)

Adrian Davis, MV 7:03
Scott Darnell, OK 7:05
Douglas Kingsley, MV 7:06
Jerry Brady, OK 7:11
Danny Buss, OZ 7:12
Cary Brady, OK 7:16
John Coulter, OK 7:18
Clifton Briscoe, OK 7:20
(22 Finishers)

Junior Boys (1.50 mi)

Steven Valverde, MV 8:02
Mike Callahan, OK 8:13
Reynold Middleton, MV :14
Ed McQueen, OK 8:17
Brett Mangillo, OZ 8:18
Weston Jones, MV 8:19
Bronan McKeough, OZ 8:20
Tom Tunicliff, OZ 8:24
Anthony Thompson, MV 8:29
(29 Finishers)

Intermediate Boys (2 mi)

Charlie DeDeno, OK 10:13
Steve Smith, MV 10:18
Richard Tucker, OZ 10:18
Chris Miller, MV 10:21
Brad Burkes, MV 10:26
David Harris, MV 10:29
Brian Stolter, OZ 10:31
Tim Lenz, MV 10:36
Rich Renshaw, OZ 10:42
Tim Kinder, OZ 10:45
Dave Schulte, OZ 10:46
Mike Wise, OZ 10:47
Jeff Hamilton, OZ 10:49
(38 Finishers)

Senior Boys (3.0 miles)

Ken Murphy, OK 14:54
Jim Hogue, MV 15:01
Kevin Acord, MV 15:20
Daniel Ford, MV 15:35
John Cisco, OZ 15:41
John Colt, OZ 15:42
Bud McMillin, OZ 15:43
(30 Finishers)

Bantam Girls (1.0 mile)

Merri Brady, OK 6:07
Amy Clark, OZ 6:20
(13 Finishers)

Midget Girls (1.25 mi)

Allison Hall, OZ 7:15
Cary Wyndham, OK 7:35
Leslie Hearnese, OZ 7:39
G.Warrington, MV 7:49
Jenny Jutton, OZ 7:59
Janna Malone, OK 8:03
(15 Finishers)

Junior Girls (1.50 mi)

Chris Ridenour, OZ 8:46
Sue Zuroweste, OZ 8:47
Julie Gorham, MV 8:54
Dianne Zurweller, OZ 9:06
Kathleen Regan, OZ 9:19
Leslie Area, MV 9:20
(20 Finishers)

Intermediate Girls (2mi)

Terry Ragland, MV 11:52
Rhona Ray, OK 12:11
Karen Zurweller, OZ 12:21
(13 Finishers)

Senior Girls (2.0 mi)

Mary Kunkel, OZ 11:24
Janel LeValley, MV 11:58
Rochelle Rand, MV 12:02
Linda Brown, OZ 12:04
(11 Finishers)

BLOOMINGTON X-COUNTRY CLASS INVITATIONAL

BLOOMINGTON, IN - Sep 18 (from Joe Rogers)

/Bryan Park (moderate hills); Weather - sunny 77°, slight breeze; Total Finishers - 561/

8th Grade Boys (1.5 mi)
Jeff Staten, Belzer 8:12
Curt Stewart, Crown Pt 26
Ch. Armstrong, McKinley 26
Tim Grimes, McKinley 8:27
Rick Eppard, Storor 8:33
Rex Campbell, Scott 8:38
Jeff Parks, Rose 8:40
Marty Klimek, Otter Crk 6
Troy Judy, Greencastle 48
Jeorj Houck, Storer 8:51
John Cornet, Crown P 8:52
Barry James, Scott 8:53
John Plenge, Scott 8:55
Brad Siner, Honey Crk :57
Eric Eppard, Salomonie 58
Kevin VanArsdale, OC 9:00
Todd Snyder, Honey C 9:01
John Enkes, Seymore 9:04
Tom Lewis, Crown Pt 9:04
Doug Elliott, McKin 9:05 (62 Finishers)

Leading Teams (3 score)
McKinley, Muncie 27
Scott, Terre Haute 30
Crown Point 32
Belzer, Lawrence 55
Honey Creek, TH 58
Otter Creek, TH 60 (10 Teams Scored)

Ninth Grade (2.0 mile)
Roger Bundy, Salem 10:42
Chuck Oliver, Carmel :45
Mike Heien, Scott 10:46
Nathan Drown, Cen-M 10:49
Paul Barbara, W Laf 10:50
Mark Conrad, Brazil 10:52
Tom Keisler, Cen-F 10:53
Glen Rentschlet, Clay :56
Tony Mixell, No-M 10:57
Felix Rippey, No-M 10:58
Ron Cripe, Manchester :59
Troy Sumner, Scott 11:02
John Storm, Madison 11:04
Ed Kidwell, Loogootee :05
Rick Justin, Edgewood :06
Rhet Scott, Cen-M 11:07
Gary Robinson, Manch :08
Brian Carper, Jennings :10
Peter Firshammer, Chat 10
Greg Lambert, Crown Pt 10
Mike Ellison, Kokomo :10
Tom Limpcomb, Loog 11:10
Doug Settle, East-C 11:10
Laura Cartwright, C-M :11
Mark Runyon, Bedford :11
Joey Osborne, Cen-M 11:11 (179 Finishers)

Leading Teams (3 score)
Central, Muncie 44
Manchester 56
Loogootee 71
Central, Floyd 79
Scott, Terre Haute 90
North, Muncie 101 (38 Teams Scored)

GOLDEN TRIANGLE X-COUNTRY "INVITATIONAL"

YPSILANTI, MI - Oct 3 (from Bob Parks)

/Eastern Michigan Univ; Total Finishers - 250; Teams - 12/

Bantam Boys (1.0 mile)
Brian Behnke, Dav 5:41
Steve Cashman, GrRap 5:41
David Gedritis, GR 6:19
Gary Fuller, Prairie 6:19
Chris Lancis, Dav 6:22
Brian Anians, Prairie :23
Mike Ruggles, Davison :24
David Maher 6:25
Steve Tokarz, Prairie :26 (44 Finishers)
Leading Teams
Davison TC 41
Prairie St Striders 61

Midget Boys (1.50 mi)
Jim Wicker, Gold Tr 8:59
Craig Casto, Gold Tr 9:00
Randy Lucas, Gr Rap 9:04
David Midura, Gold T 9:09
Mike Mara 9:11
Gregg Vaughn, Prairie :14
Jim Perry, Davison 9:18 (26 Finishers)

Leading Teams
Golden Triangle TC 29
Davison TC 74

Youth Boys (2.0 miles)
Scott Cudahy, Fl Ft 11:51
John Walter, Motor 12:15
Scott McMahon, Gr R 12:18
Junior McGuire, Mot 12:43
Jeff Wright, Dav 12:55
Bob Clark, Wolverinell 12:55 (18 Finishers)

Bantam Girls (1.0 mile)
Jody Water, Gr Rap 5:49
Sherri Matthews, Oh 5:59
Barb Chamberlin, FF 6:02
Colleen Mara, Flt Ft 6:03
Sara Sumner, Ohio TC 6:07
Michelle Smith, FF 6:12
Lisa Harsh, Ohio TC 6:16
Amy Jack, Ohio TC 6:17
Jodi Culler, Ohio TC 6:20
Marcen Maher 6:21
Nancy Delogier, Wolv 6:27 (38 Finishers)
Leading Teams
Ohio Track Club 31
Fleet Feet 42

Midget Girls (1.50 mi)
Andrea Collins, Pr 9:04
Ann Smith, Fleet Ft 9:14
Lori Vogt, Ohio TC 9:18
Sheri Nevins, Fl Ft 9:28
Pam Collins, Prairie 9:31
Sheila Link, Fleet P 9:35
Michelle Collins, FF 9:36
Jenny Noffziger, Oh 9:43
Winston Robinson, Oh 9:45
Tanya Jack, Ohio TC 9:48
Leslie Merola, Oh TC 9:51
Jackie Cudahy, FF 9:53 (38 Finishers)
Leading Teams
Fleet Feet 31
Ohio Track Club 41

Youth Girls (2.0 mi)
Lori Bennet, Livlhwk 11:20
Jill Klatt, Gr Rap 12:10
Kayla Skelly, Fl Ft 12:17

REGION VI JUNIOR OLYMPIC X-COUNTRY CHAMPIONSHIPS

(from Larry Lane)
/Runners from Indiana (I), Lake Erie (LE), Kentucky (K), Michigan (M), Ohio (O), West Virginia (W) & Central (C) District Associations; Total Finishers - 414/
Bantam Boys (1.0 mile)
Bruce Nie, C 7:43
Steve Cashman, M 7:44
Paul Over, C 7:55
Chris Lanois, M 8:02
David Gilmore, C 8:06
Dave Gedritis, M 8:09
Steve Hall, I 8:11
Jeff Beer, C 8:21 (38 Finishers)

Midget Boys (1.25 mi)
Jim Lane, C 9:56
Randy Lucas, M 9:59
Joe Schoenlaub, O 10:00
Fred LaChance, O 10:04
Jim Parry, M 10:11
Matt Seavey, C 10:13
Mike Hellman, O 10:16
Bob Mool, C 10:17
Kevin Slaton, O 10:22
John Lucas, M 10:32
Ernie Lavato, O 10:35
Jeff McClure, O 10:35 (49 Finishers)

Junior Boys (1.50 mi)
Tony Bleuill, C 8:12
Mike Hoyer, I 8:17
Jim Kirk, C 8:24
Tony Hernandez, C 8:26
Rich Hughey, LE 8:26
Chris Crewell, I 8:34
Frank Ehlman, O 8:35
Todd Koepke, M 8:38
Mark Creswell, M 8:39
Randy Ketterer, O 8:40
Tom Woodley, I 8:51
Steve Winer, LE 8:51
Chris Constant, K 8:53
Doug Bintzler, O 8:54
John Kirschbaum, O 8:59
Mike Creed, O 8:59 (60 Finishers)
Intermediate Boys (2 mi)
Joe Cotner, I 9:55
Fred Brown, C 10:01
Tom Walsh, O 10:02
Tim Bengton, C 10:07
Chuck Cassars, C 10:09
Dan Shelby, O 10:10
Rod Zochowski, I 10:11
Steve Cornelius, K 10:14
Mike Alumbaugh, I 10:22
Lloyd Bergquist, C 10:31
Tierney O'Rourke, O 10:32
Clinton Norton, K 10:36
Russ Stebbins, C 10:38 (53 Finishers)
Senior Boys (3.0 miles)
Terry Doherty, M 15:13
Steve Miller, O 15:14
Larry Schuldt, C 15:23
Pat McPherron, C 15:29
Dave Ball, M 15:30
Bob Pappas, O 15:33
Lloyd Raines, K 15:39
Bill Gawne, LE 15:40
Mark Stillabower, I 15:46 (36 Finishers)
Bantam Girls (1.0 mile)
Colleen Mara, M 8:32
Laurie Craft, O 8:36
Anne Arsenault, O 8:41
K.T. Weiss, O 8:46
Michelle Smith, M 8:46
Michaela Kimmaid, K 8:46 (30 Finishers)
Midget Girls (1.25 mile)
Rachel Danduran, O 9:51
Kathy Kulpa, C 10:05
Lory Slusser, C 10:13
Michelle Collins, M 10:21
Pam Collins, C 10:22
Tracy Fagan, C 10:23
Lisa Johnson, O 10:25
Jodi Watters, M 10:41
Lynn Fagan, C 10:59
Peggy Waypa, M 11:01
Bonnie Shaffer, WV 11:04
Julie Turner, K 11:08
Nancy Dier, M 11:13 (52 Finishers)
Junior Girls (1.5 mi)
Andrea Col. in, C 8:54
Sheila Erickson, C 9:01
Connie Frank, C 9:02
Cathi Frank, C 9:02
Jill Klatt, M 9:03
Lori Bennett M 9:06
Jenny Martin, M 9:10
Gina Huey, O 9:15
Dana DiSabato, M 9:15
Angie Bogner, C 9:48
Karen Kopernik, C 9:53
Anna Danduran, O 9:53
Debbie Siegmund, O 9:55
Susan Gilmore, C 9:55 (48 Finishers)
Intermediate Girls (2mi)
Ann Henderson, LE 11:22
Sandy Hoffman, O 11:31
Diane Bussa, I :13:36
Sally Blakely, LE 11:52
Darcia Bos, LE 11:54
Val Eaton, C 12:02
Nancy Kramer, C 12:12
Pat Collins, C 12:13 (30 Finishers)
Senior Girls (2.0 mi)
Mary Opalewski, M 11:14
Robin Schwin, LE 11:47
Julie Voyles, M 11:49 (18 Finishers)

CENTRAL AAU AGE GROUP X-COUNTRY CHAMPIONSHIPS

CRYSTAL LAKE, IL - Oct 16 (from Larry Lane)

/Veteran's Aceds Park (hilly, wooded course); Weather - 50°, overcast, 10mph wind; Total Finishers - 232/

Boys/Girls 7-Under(1 mi)
Damon Conway, DownGr 7:34
Steve Lane, Crys Lak 7:35
Greg Shuey, Sterling 7:45
Kim Beard, Moraine 7:59 (20 Finishers)
Bantam Boys (1.0 mile)
Bruce Nie, Sterling 5:58
Paul Over, Sterling 6:30
David Gilmore, Ster 6:32
Jeff Beer, Sterling 6:44
Wayne Davis, Ster 6:56
Scott Conway, DownGr 7:01
David Mool, Sterling 7:03 (24 Finishers)
Midget Boys (1.5 miles)
Gregg Vaughn, Prair 8:55
Jim Lane, Crystal Lk 9:13
John Passaglia, Pros 9:19
Matt Seavey, Sterling :26
Jim Moller, Crys Lk 9:42
Billy Woehrl, Foss Pk 44
Tim Raymond, Ster 9:55
Jeff Hartle, Ster 10:04
Christopher Burck, Mor 07
Bob Lanigan, Prair 10:12
Bobby Williams, Belv :13 (40 Finishers)
Leading Teams
Sterling TC 45
Prairie St Striders 70
Crystal Lakers 73
Youth Boys (2.0 miles)
Tom Shannon, Proshlts 11:28
Jim Kirk, Belvidere 11:31
Mike Grady, Ster 11:41
Tony Hernandez, Mor 11:42
Steve Kane, Proshlts 11:43
C.Schachsneider, PH :54
Aaron Shepley, CL 12:13
Cliff Blaine, PH 12:19 (38 Finishers)
Leading Teams
Prospect Heights 37
Belvidere TC 63
Intermediate Boys (2.5m)
Chuck Cassaro, Rock 13:58
Tim Bengston, Rock 14:00
Lloyd Berquist 14:27
Paul Holtbeck, Rockfd 28
Mark Reynolds, Rock 14:41
Dave McKinney 14:53 (15 Finishers)
Bantam Girls (1.0 mile)
Lory Slusser, Ster 6:18
Lynn Fagan, Moraine 6:52
Kristin Siebs, Ster 7:03 (12 Finishers)
Midget Girls (1.5 mi)
Connie Frank, Ster 8:53
Andrea Collins, Prair :56
Cathi Frank, Ster 9:06
Kathy Kulpa, Moraine 9:22
Tracy Fagan, Moraine 9:29
Pam Collins, Prairie 9:30
Susan Gilmore, Ster 9:55
Lorraine Lyon, Ster 10:09 (31 Finishers)
Leading Teams
Sterling TC 30
Prairie St Striders 50
Moraine TC 66
Youth Girls (2.0 miles)
Cindy Conway, W Sub 12:23
Maureen Manion, W Sub :24
Sheila Erickson 12:29
Tami Long, Fox Vly 13:02
Karen Kopernik, FV 13:06 (16 Finishers)
Leading Teams
West Suburban TC 30
Fox Valley Striders 33
Int. Girls (2.5 miles)
Peggy Fitzgerald, W 16:01
Val Eaton, Moraine 16:33
Pat Collins, Prair 16:41

USTFF MID-AMERICA X-COUNTRY CHAMPIONSHIPS

KENOSHA, WI - Nov 6 (from Larry Lane)

Boys 12-Under (2.0 mile)
Tony Hernandez, Mor 11:48
Gregg Vaughn, FSS 12:09
Tim Fitzsimmons, Ster :11
Jim Lane, Lakers 12:13
Bruce Nie, Sterling 12:17
Gregg Jaeger, Sun Pra 18
Matt Seavey, Sterling :19
Kevin Duprey, Manitow :21
Tom Shank, IN 12:32
Jim Moller, Lakers 12:40
Paul Over, Sterling 12:46
Bob Mool, Sterling 12:55
Greg Poda, Moraine 13:16
Joe Espelage, IL :19
Adam Burck, Moraine 13:25
Kale Krizan, WI 13:26
Tim Raymond, Ster 13:36 (64 Finishers)
Youth Girls (2.0 miles)
Sue Burris, ES 13:49
Lisa Impola, Longview :51
Linda Jacobsen, ES 13:56
Debbie Ganz, L'view 14:10
Roxame Pitro, L'vw 14:21 (19 Finishers)
Bantam Boys (1.0 mile)
J.D. Vetsch, Spartan 6:42
Dennis Sagan, Track C :45
Wally Hensley, TC 6:55
Jeff Ganz 6:56
Steve Wolfe, TC 7:02
Joey Barrios, TC 7:06 (17 Finishers)
Midget Boys (1.5 miles)
Stephen Gilland, TC 9:23
Tom McKillop, Port TC :30
Gary Timms, Track City 33
John Wrenn, Portland 9:55
Rob Gilbert, Port 10:00
John McCaffrey, TC 10:05 (15 Finishers)
Youth Boys (2.0 miles)
Chris Tapanen, Port 12:06
Tom Hahn, Track City 13:05
Matt McGuirk, TC 13:11
Sean McCartin, TC 13:15
Don McGuigan, TC 13:16 (16 Finishers)
Bantam Girls (1.0 mile)
Katie Frahm, E'side 6:21
Julie Mullin, Spartan :23
Toni Taber, Track C 6:43
Tracy Chapman, Spart 6:49
Teresa Barrios, TC 6:57
Molly McGuirk, TC 6:59
Kristy Spikerman, TC 7:02
Kelly Hoel, Eastside 7:04 (24 Finishers)
Midget Girls (1.5 mile)
Kari Jonassen, ES 9:05
Debbie Koffel, Spart 9:05
Teri Mullin, Spartan 9:19
Pam Vasey, Spartan 9:21
Lisa Mullin, Spartan 9:25
Angela Vasilatos, ES 9:58
Kathy Mayers, Flan 10:09
Gayle Coulter, ES 10:18
Chris Mock, Spart :10:20
Sherry Wolfe, TC 10:24
Kerry Crucchiola, Por :26 (32 Finishers)
/Univ of Wisconsin-Parkside/

PACIFIC STATES

AREA CONTRIBUTORS

JOE HERZOG
FRED KENYON
GARY SANTOS

BOB SEAMAN
LAWSON VAN KUREN
MYRNA WIERSON

OREGON AAU DEVELOPMENT CROSS COUNTRY MEET

PORTLAND, OR - Oct 2 (from Myrna Wierson)
/Gabriel Park (hilly); Weather - rain, windy; Total Finishers - 126/
Bantam Boys (1.0 mile)
J.D. Vetsch, Spartan 6:42
Dennis Sagan, Track C :45
Wally Hensley, TC 6:55
Jeff Ganz 6:56
Steve Wolfe, TC 7:02
Joey Barrios, TC 7:06 (17 Finishers)
Midget Boys (1.5 miles)
Stephen Gilland, TC 9:23
Tom McKillop, Port TC :30
Gary Timms, Track City 33
John Wrenn, Portland 9:55
Rob Gilbert, Port 10:00
John McCaffrey, TC 10:05 (15 Finishers)
Youth Boys (2.0 miles)
Chris Tapanen, Port 12:06
Tom Hahn, Track City 13:05
Matt McGuirk, TC 13:11
Sean McCartin, TC 13:15
Don McGuigan, TC 13:16 (16 Finishers)
Bantam Girls (1.0 mile)
Katie Frahm, E'side 6:21
Julie Mullin, Spartan :23
Toni Taber, Track C 6:43
Tracy Chapman, Spart 6:49
Teresa Barrios, TC 6:57
Molly McGuirk, TC 6:59
Kristy Spikerman, TC 7:02
Kelly Hoel, Eastside 7:04 (24 Finishers)
Midget Girls (1.5 mile)
Kari Jonassen, ES 9:05
Debbie Koffel, Spart 9:05
Teri Mullin, Spartan 9:19
Pam Vasey, Spartan 9:21
Lisa Mullin, Spartan 9:25
Angela Vasilatos, ES 9:58
Kathy Mayers, Flan 10:09
Gayle Coulter, ES 10:18
Chris Mock, Spart :10:20
Sherry Wolfe, TC 10:24
Kerry Crucchiola, Por :26 (32 Finishers)

Boys 15-Under (2.0 mile)
Tim Bengston, Rock 10:37
Russ Stebbins, Lakers :45
Lloyd Bergquist, Lak :53
Chuck Cassaro, Rockfd 54
John Worden, WI 10:57
Dave McKemey, Lak 10:59
Tim Dolan, WI 11:15
Scott Jenkins, WI 11:16
Vukota Romanovic, WI :20
Kevin Kueny, IL 11:27
Tim Fuller, Harlem MC :28
Dave Hodges, Harlem 11:29
Wayne Stapleton, Wauk :34
Bob Kilday 11:35
Bruce Claremont, WI 11:37
Kurt Kallenbach, Rock :38
Dave Ulrich, WI 11:40
Mike Wendroff, WI 11:41
Todd Wilson, IL 11:42 (74 Finishers)

VALLEY of the MOON X-COUNTRY "INVITATIONAL"

SANTA ROSA, CA - Sep 25 (from Fred Kenyon)
/Spring Lake County Park (dirt, rolling terrain); Total Finishers - 176/
Bantam Boys (1.0 mile)
Chuck Haggard, VM 6:04
Jimmy Mancaruso, VM 6:06
Matt Gunderson, VM 6:17 (14 Finishers)
Midget Boys (1.5 miles)
David McFadden, Woo 10:12
Mike Gitierras, Wood :35
John Terpening, Wood :36
Bobby Brogan, Arrow 11:09
Jack Kegg, VM 11:11
Peter Berzamen, Wood :13
Steve Fardini, VM 11:15 (14 Finishers)
Youth Boys (2.0 miles)
Duarte Machado, VM :11:25
Dave Rodriguez, VM 11:26
John Ellison, Woodside 28
Mike Judson, VM 11:31
Tom Owen, Woodside 11:34 (17 Finishers)
Leading Teams
Vly of the Moon TC 21
Woodside Striders 45
Bantam Girls (1.0 mile)
Michele Miller 6:13
Janice Bain 6:26
Pauline Vasquez 6:36
Karen Himeson, Wood 6:54
Kim Carter, Redding 6:55 (22 Finishers)
Midget Girls (1.5 mile)
Sue Bugler, Millbrae 11:47
Jada Chretien, App'sa :52
Jill Wagner, Red'ng 12:03
Elona Schreder, Red 12:13
Donna Martin, Red 12:14 (14 Finishers)

SOUTHERN PACIFIC AAU X-COUNTRY CHAMPIONSHIPS

SAN DIMAS, CA - Nov 7 (from Bob Seaman)

/Bonelli Regional Park; Weather - clear, 86°; Total Finishers - 266; Meet Director-Jim Allen/

Bantam Boys (2.0 miles)
Craig Hooker,RRR 12:15
Mike Isenor,Patris 2:24
Shawn Isenor,Pat 13:09
Mike Norris,RRR 13:17
Sam Bell,RRR 13:19
Mike Durante,OCBA 13:21
Bryan Kelley,S Clarita47
Mike Pycior,OCBA 14:00 (19 Finishers)

Leading Teams (4 boys)
Rialto Road Runners 22
Orange C Blue Angel 34

Midget Boys (2.0 miles)
Danny Bell,RRR 11:14
Bill Francis,OCBA 11:21
Paul Grey,OCBA 11:49
Anthony Mann,SCV 11:53
Ralph Salcido,OCBA 12:22 (15 Finishers)

Leading Teams (4 boys)
OC Blue Angels 18
Santa Clarity Vly 34
Rialto Road Runners 35

Youth Boys (2.0 miles)
Robert Planta,OCBA 10:33
Steve Mead,RRR 11:02
Frankie Jewitt,RRR 11:11
Mike Assumma,RRR 11:13 (13 Finishers)

Bantam Girls (1.0 mile)
Rosa Martinez,SCC 5:38
Jan Hale,RRR 5:38
Andrea Rolfe,LBC 5:44
Tania Fischer,RRR 5:46
MeMe Conn,RRR 5:50
Suzanne Muschitz,RRR 5:51
Sharon O'Brien,IVS 5:51
Carina Quezada,SCC 5:52
Lisa Torres,RRR 5:56
Briget Jackson,SCC 5:59
Christine Standley,BA 5:59
Dannie Dearon,BA 6:00
Paulette Willis,LBC 6:01
Sally Cahenour,SCC 6:01
Rosanna Carrillo,IVS 6:07
Toni Everts,BA 6:11
Kim Christiansen,QCC 1:13
Karlene Pope,QCC 6:13
Lori Charette,BA 6:14
Barbara Wilson,SCC 6:16
Barbara Rubio,BA 6:18
Stacie Wells,RRR 6:19
Debbie Mapes,SCV 6:20
Sara Standley,BA 6:21
Chenelle Harris,LBC 6:22
Valerie McVicar,SCV 6:23
Marcella Carilla,SCC :26 (49 Finishers)

Leading Teams
Rialto Road Runners 25
So Calif Cheetahs 48
Blue Angels 79

Midget Girls (1.5 miles)
Vicki Cook,RRR 8:12
Kathy Kiernan,BA 8:24
Sonia Cooper,RRR 8:37
Regina Crawford,RRR 8:38
Cindy Nunez,RRR 8:40
Vee McCarthy,BA 8:43
Chris Ramirez,S Bay 8:44
Terriane Topp,RRR 8:44
Marcy Anderson,RRR 8:46
Dana Crawford,RRR 8:47
Denise Langarica,QCC 5:51
Valerie Cruz,SCC 8:54
Sandra Katzer,BA 8:55
Betsy Barger,QCC 8:55
Carolyn Pollett,BA 8:59
Cheryl Shuman,SCC 8:59
Amy Hooker,QCC 9:03
Diane Gorenburg,RRR 9:07
Tracy Melvin,BA 9:07
Angela Johnson,RRR 9:10
Robin Reese,BA 9:13
Tammy Jackson,SCC 9:15
Debbie Lacher,QCC 9:16
Theresa Maestos,RRR 9:19 (51 Finishers)

Leading Teams
Rialto Road Runners 28
So Calif Cheetahs 48
Blue Angels 79

Leading Teams
Rialto Road Runners 19
Blue Angels 59
Quad Cities Cobras 106

Youth Girls (2.0 miles)
Kiki Lantry,RRR 11:23
Kathi Denz,Patris :31
Sharon Hulse, 11:31
Linda Bottlik,RRR 11:44
Danielle Mojica,SCC :50
Debbie Conroy,SCC 11:54
Michelle Mason,Ventura56
Kelly Cerda,BA 12:00
Laurie Teague,IVS 12:02
Kim Gonzales,Ventura :02
Jane Wintermute,SCC :03
Shelly Quintana,BA 12:06
Nancy Elick,RRR 12:07
Christy Wilson,BA 12:08
Michele Gaiche,RRR 12:10
Teresa Crown,Ojai Vly 12
Shelly Kaplan,RRR 12:13
Paula Cobb,RRR 12:18
Veronica Norton,RRR :19 (38 Finishers)

Leading Teams
Rialto Road Runners 22
So Calif Cheetahs 68
Blue Angels 76

Junior Women (2.5 miles)
Paula Rose,BA 14:40
Susie Meek,BA 14:49
Molly O'Neil 14:54
Donna Sanchez,RRR 15:01
Doreen Assumma,RRR 15:06
Janice Kelly,RRR 15:11
Becky Villalvazo,RRR :12
Lisa Metheny,RRR 15:15
Laurie Jewell,LBC 15:20
Marie Albert,RRR 15:20
Diane Harrell,LBC 15:43
Pam Firestone,LBC 15:54
Annie Dandoy,BA 16:12 (23 Finishers)

Leading Teams
Rialto Road Runners 30
Blue Angels 46

Senior Boys (3.0 miles)
John Covington,Lem 15:35
Steve Hulce,Hoover 15:41
Ramon Garcia,Madera :46 (20 Finishers)

Leading Teams
Rialto Road Runners 37
So Calif Cheetahs 86
Blue Angels 89

Inter. Girls (2.5 mi)
Dianne Barrett 15:31
Kelly Jones,Orinda 16:48
Karla Bower,So Bay 16:53
Judy Schroeder 16:56 (31 Finishers)

Leading Teams
South Bay Striders 57
San Jose Cindergals 62

Junior Women (2.5 mi)
Vicky Bray,SJC 15:02
Doreen Assumma,RRR 15:11
Darcey Burleson,Chico 18
Susie Meek,BA 15:21
Debbie Rudolph,ph 15:29
Diane Harrell,LBC 15:34
Ann Witherspoon,SJC :35
Karen Nachbar,cc 15:37
Suzanne Keith,RRR 15:39
Molly O'Neil,U Red 15:39
Roxanne Bier,SJC 15:46
Kathy Adams,cc 15:49
Paula Rose,BA 15:55
Karen Bain,cc 16:01
Laurie Jewell,LBC 16:04
Miki Vardell,cc 16:04
Marie Albert,RRR 16:06
Janice Kelly,RRR 16:08
Marquita Belk,SJC 16:10
Lisa Metheny,RRR 16:12
Ruth Kleinsasser,BA :14 (53 Finishers)

Leading Teams
club north 55
Rialto Road Runners 66
San Jose Cindergals 67
Blue Angels 86

OREGON GIRLS HIGH SCHOOL X-COUNTRY CHAMPIONSHIPS
PORTLAND, OR - Nov 13 (from Myrna Wierson)

/Lane Community College; Course Distance - 3000m/
AAA (Large) Schools
Eryn Forbes,Sunset 9:59
Sue Johnson,Grant 10:22
Teri Wierson,Sunset :22
Molly Morton,Lincoln :25
Marchi Wierson,Sun :37
Jody Smith,Ontario 10:43
Candy Hamilton,Sun 10:45
Susie Nidermeyer,SM :46
Jenny Bird,Lakeridge :46
Hollie Crosby,Ont 10:46

Leading Schools
Sunset HS, Portland 80
Ontario HS 98
Lincoln HS, Port 115
Churchill HS 154
St Marys HS 161

AA (Medium) Schools
Jamie Mitchell,LaS 10:36
Nancy Reynolds,ill V :55
Diana Salver,Rogue 11:00
Vicki Paddock,Henley :01
Sheryl Thomas,Stay'n :03

Leading Schools
Crook County 83
Brookings-Harbor 107
Rogue River 128
Illinois Valley 129

A (Small) Schools
Susan Bragdon,Cat'nll:13

OREGON AAU AGE GROUP X-COUNTRY CHAMPIONSHIPS

PORTLAND, OR - Nov 6 (from Myrna Wierson)

/Gabriel Park (hilly); Weather - cool & clear; Total Finishers - 144/

Bantam Boys (1.0 mile)
J.D. Vetsch,Spar 6:40
Dennis Sagan,TC 6:48
Joey Barrios,TC 6:49
Ronnie Mayers,Woodl 6:51
Wally Hensley,TC 6:54
Jeff Ganz,Woodland 7:00
Kelly Blankenship,W 7:04
Toby Willits,TC 7:07
Tommy Driver,Wood 7:13
Vance Smith,Woodland :15 (31 Finishers)

Leading Teams
Track City TC 32
Woodland TC 36
Spartan TC 70

Midget Boys (1.5 miles)
Tom McMillon,Port 9:10
John Wrenn,Portland 9:27
Steve Gilland,TC 9:34
Rob Gilbert,Port 9:39
Toby Cook,WillametteF 43
Bill Brand,TC 9:45
Dan Thies,TC 9:54
Gary Timms,TC 9:54 (25 Finishers)

Leading Teams
Portland TC 32
Track City TC 36

Youth Boys (2.0 miles)
Matt McGuirk,Port 12:22
Chris Tapanen,TC 12:25
Ed Kosydar,TC 12:31
Gordon Rading,Port 12:42
Mike Getchell,Port 12:51
Tom Hahn,TC 12:54
Brandon Taber,TC 13:00
Martin Gramm,Port 13:04
Damon Jasperson,WF 13:05
Joe Becker,Spartan 13:07 (23 Finishers)

Leading Teams
Portland TC 33
Track City TC 38

Bantam Girls (1.0 mile)
Julie Mullin,Spar 6:30
Toni Taber,TC 6:52
Tracy Chapman,Spar 6:54
Kelly Kaser,Spar 7:00
Molly McGuirk,TC 7:07
Teresa Barrios,TC 7:10 (23 Finishers)

Leading Teams
Spartan TC 26
Track City TC 36

Midget Girls (1.5 miles)
Debbie Koffel,Spar 9:21
Pam Vasey,Spartan 9:25
Teri Mullin,Spar 9:34
Lisa Mullin,Spar 9:41
Chris Mock,Spar 10:31
Susan McGreen,Salem :46
Debbie Pearl,Spar 10:49
Terri Speelman,TC 10:51
Anita Marsh,Spar 10:55 (21 Finishers)

Youth Girls (2.0 mi)
Sandi Nevis,Spar 13:07
Roxanne Fittro,L'view 32
Kathy Mayers,Plan 13:53
Debbie Ganz,L'view 14:04
Lisa Impola,L'view 14:09
Tricia Ganz,L'view 14:24
Wendy Bradetich,TC 14:37 (23 Finishers)

Leading Teams
Longview TC 25
Flanagan Clan 61
Track City TC 64

CALIFORNIA STATE BOYS AAU X-C CHAMPIONSHIPS

SANTA ROSA, CA - Nov 13 (from Fred Kenyon)

/Spring Lake County Park (90% dirt, solid footing & rolling terrain; Weather - Overcast & cool; Total Finishers - 149; Teams - 13; Host - Valley of the Moon TC/

Bantam Boys (1.0 mile)
Marty Munn,Salinas 5:47
Mike Isenor,Patris :51
Craig Hooker,Rialto 5:52
Mike Norris,Rialto RR 5:53
Chuck Haggard,VofMoon 5:56
Jimmy Mancarusi,VM 5:59
Gregg Scattini,Sal 6:03
Matt Gunderson,VM 6:13
Robert Latting,Diablo 14
Brian Scattini,Sal 6:15
Erik King,V of Moon 6:25
Tim Roush,Diablo Vly :26
Steve Callahan,DV 6:27
Shawn Isenor,Patris 28
Samuel Ball,Rialto 6:30
Mike Duarte,OC Blue A 31
Keith DeBrine,RC Fly :34
John Hunt,BRAT 6:35
Mike Pycior,OC B Ang :36 (44 Finishers)

Leading Teams
Vly of the Moon TC 34
Salinas Valley TC 46
Diablo Valley TC 52

Midget Boys (1.5 miles)
Daniel Bell,Rialto 9:19
Bill Francis,OCBA 9:25
Brett Hickman,BRAT 9:27
Brian Bergstrom,Arrow 29
Paul Bray,OC Blue Ang 47
Brian Kovaks,Arrow 9:49
Anthony Mann,S Clar 9:52
Jim Chaney,Diablo V 9:53
Paul Stephens,Diablo :54
Angelo Sakelarios,RCF 56
Dave McPadden,Woods'd 57
John Latting,Diablo 9:58
Ralph Salcido,OCBA 9:59
Jeff Rossman,Arrow 10:00
Don Hiatt,Diablo 10:04
Glenn Olds,Arrow 10:09
Gobby Cambron,RCF 10:11
Sheldon Griffith,CY :18
John Terpening,Wood :22
Brett Longo,RC Flyer :23 (45 Finishers)

Leading Teams
Arrow Track Club 42
Diablo Valley TC 47
Redwood City Flyers 76
Woodside Striders 87

Youth Boys (2.0 miles)
Robert Planta,OCBA 10:09
Mike Judson,VM 10:31
Mike Assumma,RRR 10:32
Steve Mead,RRR 10:39
Joe Ogden,Diablo V 10:40
Donald Aviles,RCF 10:41
Duarte Machado,VM 10:51
Matt Christino,OCBA :53
Frank Jewett,RRR 10:55
Jim Scattini,Sal 11:00
Richard Black,Diablo :12
Dave Rodriguez,VM 11:14
John Ellison,Wood 11:16
Dave Walsh,Sierra Vis 17
Bob Ferraro,S Clarita 18
Tom Strelow,OCBA 11:19
Robert McCuskey,DV 11:22
Nick Sakelarios,RCF :23
Mike Claggett,Sierra :32
Ronald Aviles,RCF 11:33
Tom Owen,Woodside 11:34
Estes Bazar,Ft Bragg :35
Jon Walbridge,F Bragg 36 (59 Finishers)

Leading Teams
Rialto Road Runners 54
Valley of the Moon 64
Diablo Valley TC 74
Redwood City Flyers 80
Sierra Vista 102

California State Girls AAU X-C Championships
FOLSOM, CA - Nov 14 (from Jerry Colman)

/Brown's Ravine; Weather - damp; Total Finishers - 370; Teams - 33/

Bantam Girls (1.0 mile)
Tania Fischer,RRR 5:54
Jan Hale,Rialto RR 5:56
Michelle Miller 6:02
MeMe Conn,Rialto RR 6:03
Lisa Torres,RRR 6:04
Andrea Rolfe,LE Comets 4
Sue Muschitz,RRR 6:05
Ros Martinez,SC Cheet 06
Dianna Rosman,Arrow 6:12
Carina Quezada,SC Ch :13
Chris Standley,B Ang :14
Toni Everts 6:18
Janice Bain,Rosev'l 6:18
Pauline Vasquez 6:18
Sally Cohenor,SCC 6:19
Briget Jackson,SCC 6:20
Sharon O'Brien,IVS Sun 20
Rosanne Carrillo,IVS :21
Paulette Willis,LBC 6:22
Bobbi Rubio,BI Angels 23
Nanette Garcia,Cup Y :24
Stacey Wells,RRR 6:24
Andrea Wylie,Ventura :24
Cindy Beul,PC Pacers :25
Lannie Dearen,Blue An 25
Kim Christiansen,Quad C 25
Karlene Pope,Quad C 2:25
Lori Charette,BA 6:25
Andrea Cervantes,Rose 29
Kim Carter,Redding 6:29 (81 Finishers)

Leading Teams
Rialto Road Runners 19
So Calif Cheetahs 80
Blue Angels 110
Roseville Gazelles 178 (10 Teams Finished)

Midget Girls (1.5 miles)
Vicky Cook,RRR 8:46
Sonia Cooper,RRR 8:58
Kathy Kiernan,BA 8:59
Sandra Katzer,BA 9:02
Marcy Anderson,RRR 9:05
Jeani Fuller,el north:08
Terriane Topp,RRR 9:11
Regina Crawford,RRR 9:16
Andrea Kirkorn,BA 9:19
Jeannie Corbarta,RRR 20
Cindy Nunez,RRR 9:20
Chris Ramirez,So Bay 22
Vee McCarthy,BA 9:22
Denise Langarica,QCC :24
Amy Hecker,Quad City :25
Angela Johnson,RRR 9:27
Tammy Jackson,SCC 9:28
Carolyn Pollett,BA 9:30
Tracy Melvin,BA 9:33
Valerie Cruz,SCC 9:34
Cherlyn Shuman,SCC 9:35
Suzy Martinez,Will's :36
Dana Crawford,RRR 9:37
Becky Gargaro,SCC 9:44
Diane Gorenburg,RRR 9:47
Suzette McKeen,Rose 9:52
Betsy Barger,QCC 9:53
Debbie Lacher,QCC 9:54
Theresa Maestos,RRR 9:56
Samantha Rodella 9:57
Linda Vantheusen,Wood 58
Karen Davine,SJ Cin 9:59 (87 Finishers)

Leading Teams
Rialto Road Runners 23
Blue Angels 47
So Calif Cheetahs 117
Quad City Cobras 140

Youth Girls (2.0 miles)
Kiki Lantry,RRR 12:07
Kathi Denz,Patris :13
Sharon Hulse 12:24
Danielle Mojica,SCC :42
Linda Bottlik,RRR 12:44
Kerry Brogan,Arrow 12:49
Terri Hollins,RRR 12:55
Jane Wintermute,SCC :58
Kelly Cerda,BA 13:04
Debra Washington,BA :06
Sandy Beauchamp 13:06
Paula Cobb,RRR 13:07
Michelle Gaiche,RRR :08
Marietta Boitano,Rose 09

Leading Teams
Rialto Road Runners 37
So Calif Cheetahs 86
Blue Angels 89

PACIFIC AAU JR OLYMPIC
CROSS COUNTRY TRIALS

PLEASANT HILL, CA - Nov 16
(from Gary Santos)

/Pleasant Oaks Park;
Total Finishers - 266/

Bantam Boys (1.0 mile)

Robert Latting, Mar 5:50
Tim Roush, Concord 5:57
Damian Stocking, Liv 6:02
Steve Callahan, Conc 6:03
Steve Ogden, Walnut C :07
Rodger Garfinkle, Laf :12
Joe Grisler, Concord 6:15
Wayne Huit, Danville 6:18
(23 Finishers)

Midget Boys (1.25 mile)

Jim Chaney, Pleas H 7:14
John Latting, Martinez 18
Doran McGee, Albany 7:31
Jim Myers, Oakland 7:32
Gavin Jones, Albany 7:33
Scott Eder, San Ramon :36
Michael McManus, Oak 7:43
Adam Castellanos, Oak :47
(22 Finishers)

Junior Boys (1.5 miles)

Joe Ogden, Walnut Cr 7:57
Richard Black, Pach 8:02
Hector Flores, Pittg :12
Greg Cherry, Walnut C :16
Robert McCuskey, Danv :17

Chuck Justice, Danv 8:28
Howard Macheek, Wal C 8:29
Mickey Chavarria, Pit :30
Peter Castellanos, Oak 31
Rob Beaton, Danville 8:33
Tom Barlow, Walnut C 8:35
Mitch LoCicero, PH 8:36
Steve Rypins, Berkeley 37
Lance McGee, Albany 8:39
Paul Stephens, PH 8:41
George O'Toole, Wal C :42
Mike Cline, Walnut C 8:43
(62 Finishers)

Inter. Boys (2.0 mile)

Kelly King, Oakland 10:16
Dennis McDonald, Liv :23
Bernie Erickson, Moraga 30
Kevin Reynolds, PH 10:32
Dave Hall, Martinez 10:41
Mark Seaman, Concord :43
Martin Wright, Benicia 46
Charles Fromm, Moraga :47
Mike Ard, Alhambra 10:48
Colin McGuire, Berk 10:48
Kevin Dundon, Alameda :49
Bob Pagano, Walnut Crk 54
(65 Finishers)

Senior Boys (3.0 miles)

John Mullin, Walnut 14:48
Mike Gulli, Mart'z 14:51
David Fike, Berkeley 15:02
Bob Gripenburg, SF 15:06
Chris Avalos, Oakland :07
Philip Biggs, Laf'tel 15:10
(28 Finishers)

Bantam Girls (1.0 mile)

Laura Manning, Conc 6:21
Trisha Herzog, Laf'te :26
Kelly Brens, Clayton 6:46
Ann Peissner, PH 7:06
(22 Finishers)

Midget Girls (1.25 mi)

Kim McGarraugh, Pied 8:25
(8 Finishers)

Junior Girls (1.5 miles)

Chris Manning, Conc 8:34
Lisa VanBuskirk, Wal C 40
Yvonne Campbell, PH 8:54
Heidi Ellis, PH 9:29
Charlene Chalk, Danv :34
Cathy Nakahara, Berk 9:49
(25 Finishers)

Inter. Girls (2.0 mile)

Shane Felix, Antioch 12:05
Lynn Bachand, Berk 12:14
(6 Finishers)



REGION XIII JR OLYMPIC

X-COUNTRY CHAMPIONSHIPS

FRESNO, CA - Dec 4
(from Joe Herzog)

/Woodward Park (flat);
Total Finishers - 202;
Sponsor - High Sierra
Track Club/

Bantam Boys (1.0 mile)

Mike Wall, Susan'le 5:44
Keith DeBrine, Rdwd C :45

Mike Isenor, Poun Vly :56

Andy Murray, Fallon 6:04
Shawn Isenor, PV 6:05
Steve Ogden, Wal Crk 6:07
Jan Barglowski, Rdg 6:13
Damian Stocking, Liv 6:14
(23 Finishers)

Midget Boys (1.25 mi)

Jeff Rossman, LsAlt 6:57
Bobby Cambron, Rdwd C :58
Chuck Haggard, SRosa 7:01
Brian Burns, SMateo 7:04
Doran McGee, Albany 7:05
Jack Kegg, Petaluma 7:06
Gavin Jones, Albany 7:07
Mike McManus, Oakland :09
Russ Godwin, PSA 7:09
Nancy Madrid, Saugus 7:14
Sonny Lopez, Clovis 7:15
(26 Finishers)

Junior Boys (1.5 miles)

Joe Ogden, Walnut Cr 7:47
Don Aviles, Rdwd Cty 7:51
Richard Black, Pacheco 52
Steve Larson, Stockton 58
Hector Flores, Pitt'g 8:00
Brett Hickman, SLK Tahoe 1
Brian Bergstrom, LAltos 1
Jeff Clarkson, Clovis :01
Bob Ferraro, Saugus 8:09
William Spata, Fres 8:11
(27 Finishers)

Inter. Boys (2.0 miles)

Greg Williams, Chico 10:08
Scott Thomson, HS 10:12
John Hutchins, HS 10:13
Kevin Stokes, Sus'v1 :22
Craig Dander 10:22
David Swan, Stockton :23
Tony Hernandez, Madera 29
(28 Finishers)

Senior Boys (3.0 miles)

Doug Avrit, Chico 15:05
Manuel Guadarrama, PSA 12
Steve Strangio, W Vly :19
Harry Youkers, Red'ng :23
Scott Ruffing, W Vly :26
(25 Finishers)

Bantam Girls (1.0 mile)

Diana Rossman, LAltos 5:50
Nanette Garcia, SClar 6:03
Andrea Veatch, Mat'go :07
Leslie Wilson, Rgct 6:10
Kim Christiansen, PSA :21
(13 Finishers)

Midget Girls (1.25 mi)

Trisha Ramirez, SBay 7:15
Valerie McVicar, Saug :30
Kim Carter, Redding 7:31
Sara Washman, Pixley 7:32
Cathie Duart 7:38
Sandra Kearney, Clov 40
Dana Reed, Redding 7:42
Elona Schreder, Red'ng 44
(22 Finishers)

Junior Girls (1.5 miles)

Yvonne Campbell, PH 8:39
Teresa Crow, Ojai 8:44
Brenda Wilcox, Clark 8:50
Sheri Ball, Del Mar 9:00
Cindy Vaughn, S Carlos 01
Cathy Snyder, Fresno 9:18
(20 Finishers)

Inter. Girls (2.0 mi)

Linda Goen, Bak'fld 11:40
Diane Barrett, Fresno :53
Jemifer Heaton, Cl 12:10
Tracy Satowski 12:15
Kim Templeton, Bak 12:20
Kit Fagan, S Bay Str :27
(16 Finishers)



CHENEY MARATHON
20 km AGE GROUP RUN

CHENEY, WA - Nov 20
(from Lawson Van Kuren)

Boys 15-Under

Mike McGlade, Mead 1:15:41
Evan Inglis, WallaW 18:16
Yong Shin, Cheney :24:51
Matt Rockwell, Spok 33:13
Matt Hale (11) WW :33:35
Tom Jessett (13) Ch 36:18
Erick Jaacks (12) Wen 42:18

Boys 16-17

Craig Olinger, Sp 1:12:47
Kevin Dille, Spok :15:53

STARTING LINE CALENDAR

FEBRUARY

- 26 Florida Gold Coast Development Meet, Miami, FL (Girls, Bantam & up, T&F) Bob Miller, 10327 SW 118th St, Miami, FL 33176
26 New Road Runner's Club Age Group Runs, Alley Pond Park, Queens (B & G, 5-Under & up, XC) Vito DiTommaso (516) 764-1895
26 Central AAU Indoor Championships, Sterling, IL (Boys, Bantam & up, T&F) Joe Twyman, PO Box 457, Sterling, IL 61081
27 New Jersey Winter Age Group Meet, Warinanco Pk (B&G, 10-Under to 14-15, XC) Geo. Miller, Hunter Hills G-7, Flemington, NJ

MARCH

- 5 Florida Gold Coast Development Meet, Miami-Dade CC, North (Boys, Bant & up, T&F) Jesse Holt, 1310 NW 90th St, Miami, FL
5 New York RRC Age Group Runs, Christopher Morley Park, New York (B&G, 5-Under & up, X-Country) Ed Quinlan (516) 352-4091
5 Arizona AAU All-Comers Meet, Phoenix (AZ) Coll (Girls, Bantam & up, T&F) Bill Sawyer, PO Box 15283, Phoenix, AZ 85018
6 So Pacific AAU "Season Opener", Calif State U, Northridge (G, Bant & up, T&F) Bob Seaman, 13745 Beach St, Cerritos, CA
12 New York RRC Age Group Run, Alley Pond Park, Queens (B & G, 5-Under & up, X-Country) Vito DiTommaso (516) 764-1895
12 Westwood Indoor Meet, Sterling, IL (Boys & Girls, Bantam & up, Track & Field) Joe Twyman, PO Box 457, Sterling, IL 61081
12 Arizona AAU All-Comers Meet, Washington HS, Phoenix (Boys, Bant & up, T&F) Bruce Frankie, 6112 N 17th Ave, Phoenix 85015
13 New Jersey Winter Meet, Cranford (B & G, 10-Under to 13-14, Track) George Miller, Hunter Hills G-7, Flemington, NJ 08822
13 Metropolitan AAU Age Group Championships, Pratt Inst, Brooklyn, NY (G, T&F) Donald Johnson, 133 Herkimer St, Brooklyn, NY

- 19 New York RRC Age Group Runs, Alley Pond Pk, Queens (B&G, 5-Under & up, X-Country) Vito DiTommaso (516) 764-1895
19-20 Phoenix (AZ) "Invitational", Phoenix College (Girls, Bantam & up, T&F) Roger Simpson, Rt 1, Box 252, Litchfield Park, AZ
19 Pacific AAU Round Robin Sectional, Lafayette, CA (Girls, Bant to Int, T&F) Don Bailes, 133 Selborne Way, Moraga, CA 94556
20 New Jersey Indoor Mile Championships, Princeton U (Boys, 10-U to 13-14, Track) G. Miller, Hunter Hills G-7, Flemington, NJ
26 New York RRC Age Group Runs, Christopher Morley Park, New York (B&G, 5-Under & up, X-Country) Ed Quinlan (516) 352-4091
26 Arizona AAU All-Comers Meet, Washington HS, Phoenix (B&G, Bant & up, T&F) Bruce Frankie, 6112 N 17th Ave, Phoenix 85015
26 Rosebuds Classic, Cal State U, Los Angeles (Girls, Bant & up, T&F) Ron Grey, PO Box 1632, Altadena, CA 91001

APRIL

- 2 Herbert Hoover Relay, Menlo Park, CA (Boys & Girls, Bantam & up, T&F) Van Parish, 148 Hedge Road, Menlo Park, CA 94025
3 New York RRC Age Group Runs, Freeport, NY (B&G, 5-Under & up, Track) Barry Geisler (212) 298-9873
6 Eastern Girls Track League Meet #1, Newark, DE (Girls, Bantam & up, T&F) Bill Thomson, 400 Vassar Dr, Newark, DE 19711
8-9 Rocket City "Invitational", Huntsville, AL (B&G, AG/JHS & up, T&F) Adam Williamson, 11400 Crestfield Dr, Huntsville 35803
9 Easter Relays, Washington HS, Phoenix, AZ (Boys & Girls, T&F) Bruce Frankie, 6112 N 17th Ave, Phoenix, AZ 85015
16 Mission Viejo (GA) "Invitational" (Boys, Bant-Int, T&F & Pen) - Alan Rigby, 25785 Marguerite Pkwy #101, Mission Viejo 92675
17 Valle del Sol Invitational, Arizona State U, Tempe (G, Bantam & up, T&F) Jim Hollister, 8343 E Camelback, Scottsdale, AZ
17 New York RRC Half-Mile Championships, Freeport, NY (Boys & Girls, 5-Under & up, Track) Barry Geisler (212) 298-9873
23 New York RRC Age Group Runs, Van Cortlandt Park, Bronx (Boys & Girls, 5-Under & up, Track) Barry Geisler (212) 298-9873
23 Arizona AAU All-Comers Meet, Washington HS, Phoenix (Boys, Bant & up, T&F) Bruce Frankie, 6112 N 17th Ave, Phoenix 85015
23 Long Beach (CA) Lancers Relays (Boys, Bantam to Intermediate, T&F) James Townsend, 1355 W 32nd St, Long Beach, CA 90810

NEXT ISSUE:

- 1976 IN REVIEW
- GIRLS JUNIOR RANKING
- BOYS DIVISIONAL HIGHLIGHTS
- JUNIOR OLYMPIC NATIONAL TABULATIONS
All Age Groups, Boys & Girls

STARTING LINE
PO Box 878
Reseda, Calif 91335

Address Change Requested

RICHARD EDE COMP
627 N. INDIAN HILL
CLAREMONT, CA 91711 (7)

THE STARS OF TOMORROW IN TODAY'S *STARTING LINE*



THE TRACK & FIELD MAGAZINE FOR YOUNG ATHLETES BOYS AND GIRLS

CALENDAR OF EVENTS

Schedules of Track, Race Walking and Long distance running events at all levels...

RESULTS OF MEETS

In depth coverage of Championship and Novice competition...

TRAINING TECHNIQUES

Training articles and Medical advice for the developing young athletes...

HUMAN INTEREST AND FEATURE ARTICLES

Profiles and sketches of young athletes, their coaches and their teams...

STATISTICAL LISTS & RANKINGS

National lists and rankings of best performances at the Junior track level...

READ ALL THE NEWS OF YOUR FAVORITE SPORT

ONLY \$5.00 FOR ONE YEAR'S SUBSCRIPTION
\$9.00 FOR TWO YEARS AND \$12.00 FOR THREE

SUBSCRIBE TODAY

NAME _____

ADDRESS _____

CITY _____

STATE _____ ZIP _____

STARTING LINE P. O. BOX 878, RESEDA, CALIFORNIA 91335

CLUB OR TEAM _____

ATHLETE _____

COACH _____

PARENT _____

OTHER _____