



Horsham District Council

Horsham District Council Playing Pitch Strategy 2018 – 2031 Needs Assessment

4global Consulting

May 2019

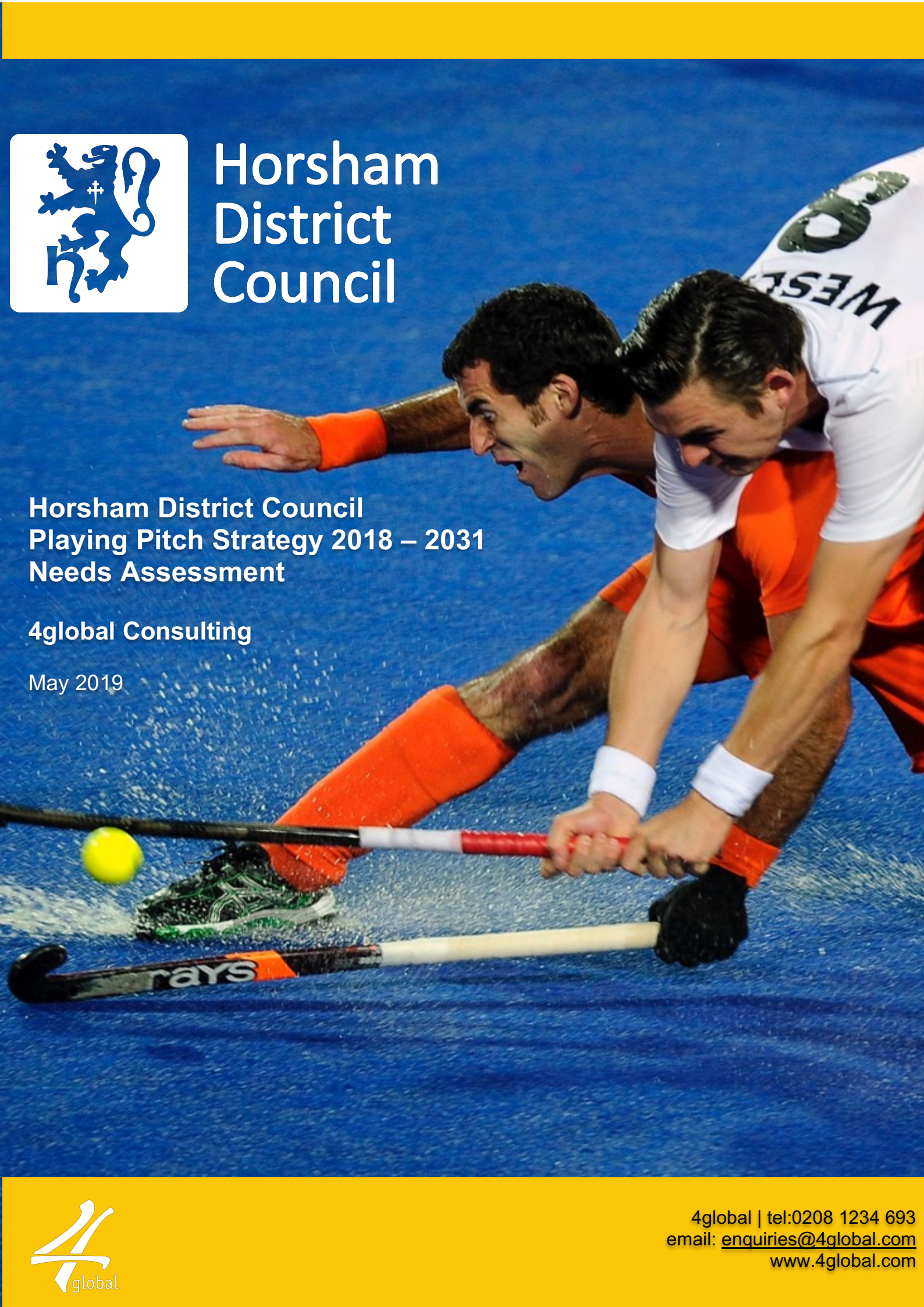


TABLE OF CONTENTS

<u>1</u>	<u>INTRODUCTION AND METHODOLOGY.....</u>	<u>3</u>
<u>2</u>	<u>STRATEGIC CONTEXT.....</u>	<u>6</u>
<u>3</u>	<u>FOOTBALL ANALYSIS.....</u>	<u>22</u>
<u>4</u>	<u>CRICKET ANALYSIS.....</u>	<u>79</u>
<u>6</u>	<u>HOCKEY ANALYSIS.....</u>	<u>142</u>
<u>7</u>	<u>STOOLBALL ANALYSIS.....</u>	<u>157</u>
<u>8</u>	<u>GLOSSARY OF TERMS.....</u>	<u>167</u>

4global Consulting Terms of Reference

It is not possible to guarantee the fulfilment of any estimates or forecasts contained within this report, although they have been conscientiously prepared on the basis of our research and information made available to us at the time of the study.

The author(s) will not be held liable to any party for any direct or indirect losses, financial or otherwise, associated with any contents of this report. We have relied on a number of areas of information provided by the client, and have not undertaken additional independent verification of this data.

1 Introduction and Methodology

1.1 Project Scope and Objectives

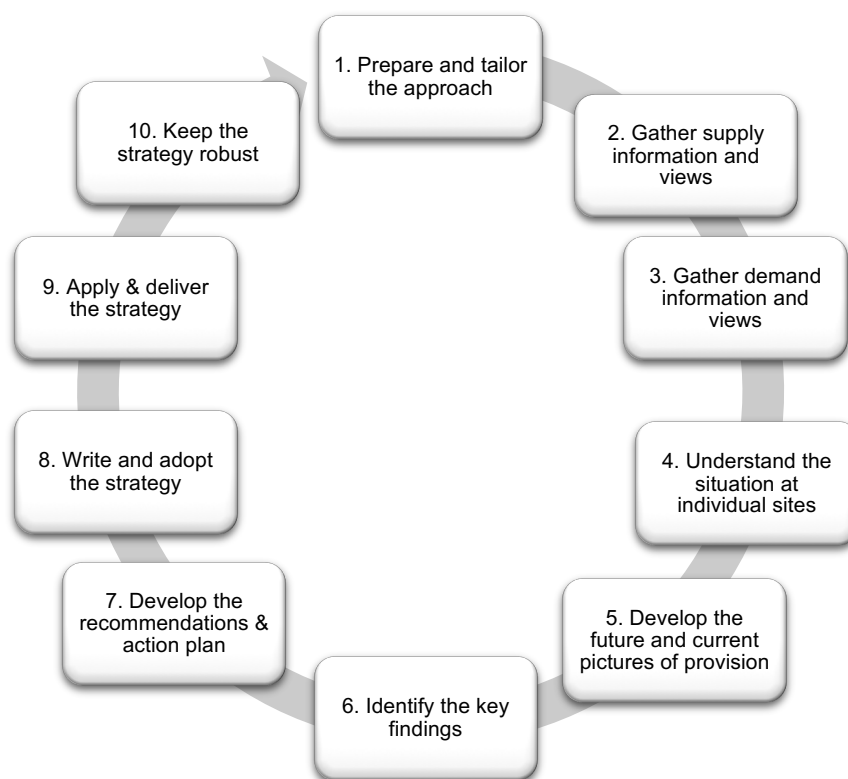
- 1.1.1 Horsham District Council hereafter referred to as (HDC) has commissioned 4global Consulting to prepare a detailed Playing Pitch Strategy (PPS) to 2031. This will be used to guide decisions regarding future provision and management of sports pitches in Horsham.
- 1.1.2 The Indoor Sports Facility Strategy was produced in January 2018. Together with the PPS, these documents will inform future planning policies, planning application negotiations, priorities for improving existing sites and providing new sites, and applications for external funding.
- 1.1.3 This PPS is a strategic assessment in the context of national policy and local sports development needs that provides an up to date analysis of supply and demand for playing pitches (grass and artificial) in the local authority. Given the breadth of sports played in the study area, as well as the intention of the authority to incorporate as much grass-roots participation as possible within the study, the assessment will focus on the following sports:
- Football
 - Cricket
 - Rugby Union
 - Hockey
 - Stoolball
- 1.1.4 Within these sports, the PPS will seek as far as is practical to include consideration of all forms of play to:
- Ensure that service delivery is focused to meet the current and future needs of residents of, and visitors to, the area, and takes account of potential future growth in the area.
 - Provide a framework for the delivery of targeted services that contribute directly to the development of sustainable, cohesive communities, improved health and well-being and increased opportunities for participation in both sport and informal recreation.
 - Ensure the appropriate provision of accessible, high quality green space, sports and recreational facilities.

1.2 Methodology

- 1.2.1 The assessment methodology adopted for the PPS follows the published guidance from Sport England. The guidance used is the 2013 version, Playing Pitch Strategy Guidance – An Approach to Developing and Delivering a Playing Pitch Strategy¹. Figure 1.1 summarises the approach proposed in this guidance and is broken down into 10 steps.

¹ <https://www.sportengland.org/media/3522/pps-guidance-october-2013-updated.pdf>

Figure 1.1: Developing and Delivering a Playing Pitch Strategy – The 10 Step Approach (Sport England, 2013)



1.2.2 To facilitate information gathering and help ensure PPS reports are based on a robust evidence base, 4global has developed an online data entry and assessment platform (see images below), which contains all pitch provider and club information. This will enable the Council to keep supply and demand information and the strategy up to date through to the end of the strategy and beyond.

Figure 1.2 - 4global's Online Playing Pitch Platform



1.2.3 A Project Steering Group comprising representation from the Council, Sport England and National Governing Bodies of Sport (NGBs) has guided the study from its commencement. At critical milestones, the Steering Group members have reviewed and verified the data and information collected to allow the work to proceed efficiently through each stage, reducing the margin of error.

1.3 The Structure of our Report

1.3.1 The structure of the PPS report is as follows:

- Section 1 - Introduction
- Section 2 – Strategic Context
- Section 3 – Football
- Section 4 – Cricket
- Section 5 – Rugby Union
- Section 6 – Hockey
- Section 7 – Stoolball

1.3.2 Supporting information is included in the appendices and referenced throughout.

2 STRATEGIC CONTEXT

2.1 National Policy Context

2.1.1 There are a number of key national and local strategies and policies which inform and influence the development of a PPS. These national policies inform the approach to current and future provision of sports facilities, linked to health improvement, increased participation, and the appropriate levels of provision of facilities to meet local needs. From a planning perspective, the national agenda makes the link between national planning policy, a Local Plan and population growth at local level, and the need to plan for increased demands for infrastructure and provision, linked to Protect, Enhance and Provide.

2.2 National Planning Policy Framework (NPPF)

2.2.1 The National Planning Policy Framework (NPPF) sets out the requirement of local authorities to establish and provide adequate and proper leisure facilities to meet local needs. Paragraphs 73 and 74 outline the planning policies for the provision and protection of sport and recreation facilities:

2.2.2 *“Access to high quality open spaces and opportunities for sport and recreation can make an important contribution to the health and well-being of communities. Planning policies should be based on robust and up to date assessments of the needs for open space, sports and recreation facilities and opportunities for new provision. The assessments should identify specific needs and quantitative or qualitative deficits or surpluses of open space, sports and recreational facilities in the local area. Information gained from the assessments should be used to determine what open space, sports and recreational provision is required”.*

2.2.3 “Existing open space, sports and recreational buildings and land, including playing fields, should not be built on unless:

- An assessment has been undertaken which has clearly shown the open space, buildings or land to be surplus to requirements; or
- The loss resulting from the proposed development would be replaced by equivalent or better provision in terms of quantity and quality in a suitable location; or
- The development is for alternative sports and recreational provision, the needs for which clearly outweigh the loss.”

2.3 Protection, enhancement and provision of facilities

2.3.1 Sport England is a statutory consultee on all planning applications that affect sports facilities; it looks to improve the quality, access and management of sports facilities as well as investing in new facilities to meet unsatisfied demand. Sport England requires local authorities to have an up-to date assessment of sports facility needs and an associated strategy including a recommendation that the evidence base is reviewed every five years.

2.3.2 The key drivers for the production of the strategy as advocated by Sport England are to protect, enhance and provide sports facilities, as follows:

- **Protect:** To provide evidence to inform policy and specifically to support Site Allocations and Development Management Policies which will protect sports facilities and their use by the community, irrespective of ownership
- **Enhance:** To ensure that sports facilities are effectively managed and maintained and that best uses are made of existing resources - whether facilities, expertise and/or personnel to improve and enhance existing provision – particularly in the light of pressure on local authority budgets
- **Provide:** To provide evidence to help secure external funding for new facilities and enhancements through grant aid and also potentially through CIL (if on the Regulation 123 List) and Section 106 agreements. Sport England and local authorities can then use the strategies developed and the guidance provided in making key planning decisions regarding facility developments in the area and to support or protect against loss in relation (refused planning application) to planning applications brought forward by developers.

2.4 A New Strategy for Sport – Department for Culture, Media and Sport

2.4.1 The Department for Culture, Media and Sport, following a consultation paper in 2015, launched the new strategy 'Sporting Future: A new Strategy for an Active Nation' in 2016. The development of the new strategy reflects a need to re-invigorate the nation's appetite for participation in sport following what appears to be a significant reduction in participation (highest profile being swimming), following the upsurge after the 2012 London Olympics.

2.4.2 The sport strategy is targeting five outcomes which each sports organisation, public or private sector, will be measured against:

- Physical wellbeing
- Mental wellbeing
- Individual development
- Social and community development
- Economic development.

2.4.3 Government funding will go toward organisations which can best demonstrate that they will deliver some or all of the five outcomes.

2.4.4 The Delivery of the outcomes will be through three broad outputs;

- More people from every background regularly and meaningfully taking part in sport and physical activity, volunteering and experiencing live sport.
- A more productive, sustainable and responsible sports sector
- Maximising international and domestic sporting success and the impact of major sporting events.

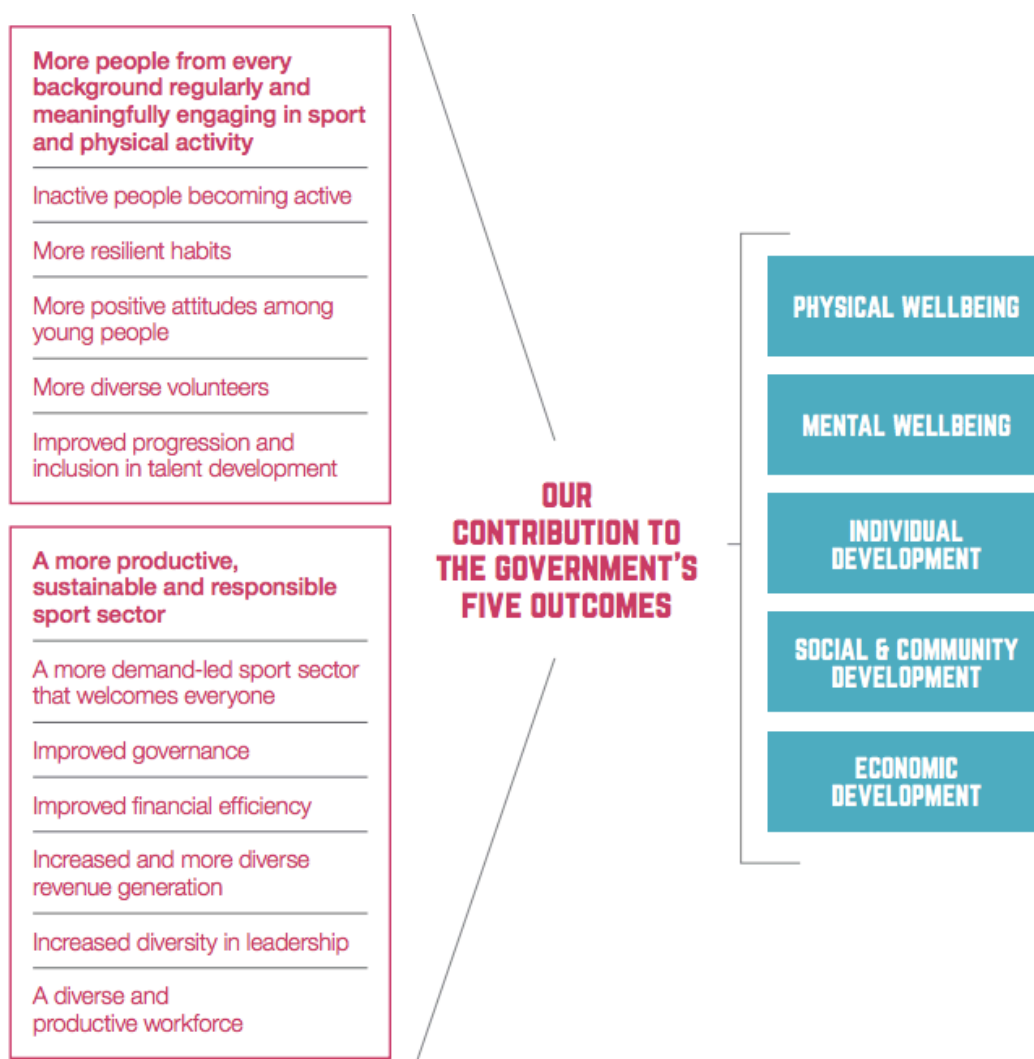
2.5 Sport England Strategy 2016 - ‘Towards an Active Nation’

2.5.1 The Vision for this Strategy is:

2.5.2 *We want everyone in England regardless of age, background or level of ability to feel able to engage in sport and physical activity. Some will be young, fit and talented, but most will not. We need a sport sector that welcomes everyone – meets their needs, treats them as individuals and values them as customers’.*

2.5.3 The Sport England Strategy ‘Towards an Active Nation’ puts the policies set out in ‘A new Strategy for an Active Nation’ into practice. This will mean significant change for Sport England and for their partners.

Figure 2.1: The Sport England Strategy Contribution to Government Outcomes



2.5.4 This strategy sets out how Sport England will deliver this task. The key changes Sport England will make are:

- Focusing more money and resources on tackling inactivity because this is where the gains for the individual and for society are greatest.
- Investing more in children and young people from the age of five to build positive attitudes to sport and activity as the foundations of an active life.

- Helping those who are active now to carry on, but at lower cost to the public purse over time. Sport England will work with those parts of the sector that serve the core market to help them identify ways in which they can become more sustainable and self-sufficient.
- Putting customers at the heart of what we do, responding to how they organise their lives and helping the sector to be more welcoming and inclusive, especially of those groups currently under-represented in sport.
- Helping sport to keep pace with the digital expectations of customers.
- Working nationally where it makes sense to do so (for example on infrastructure and workforce) but encouraging stronger local collaboration to deliver a more joined-up experience of sport and activity for customers.
- Working with a wider range of partners, including the private sector, using our expertise as well as our investment to help others align their resources.
- Working with the sector to encourage innovation and share best practice particularly through applying the principles and practical learning of behaviour change.

2.6 Local Context

2.6.1 A number of current strategic policies, strategies and factors influence current and future supply and demand for sport and recreation facilities in the District of Horsham. As well as providing the context for future facility provision, e.g. health improvement, improving accessibility, increasing participation, these strategies provide opportunities to link priority areas and needs, and ensure that outcomes are aligned with identified local objectives. The relevant strategies and policies include:

- Horsham Corporate Plan (2016-2019)
- Adopted Horsham Local Planning Framework (2015-2031)
- All Our Futures – Sustainable Community Strategy (2009 – 2026)
- Horsham District Sport and Physical Activity Strategy (2015-2035)
- Horsham District Council Green Space Strategy (2013)
- Horsham – Health Profile (2016)

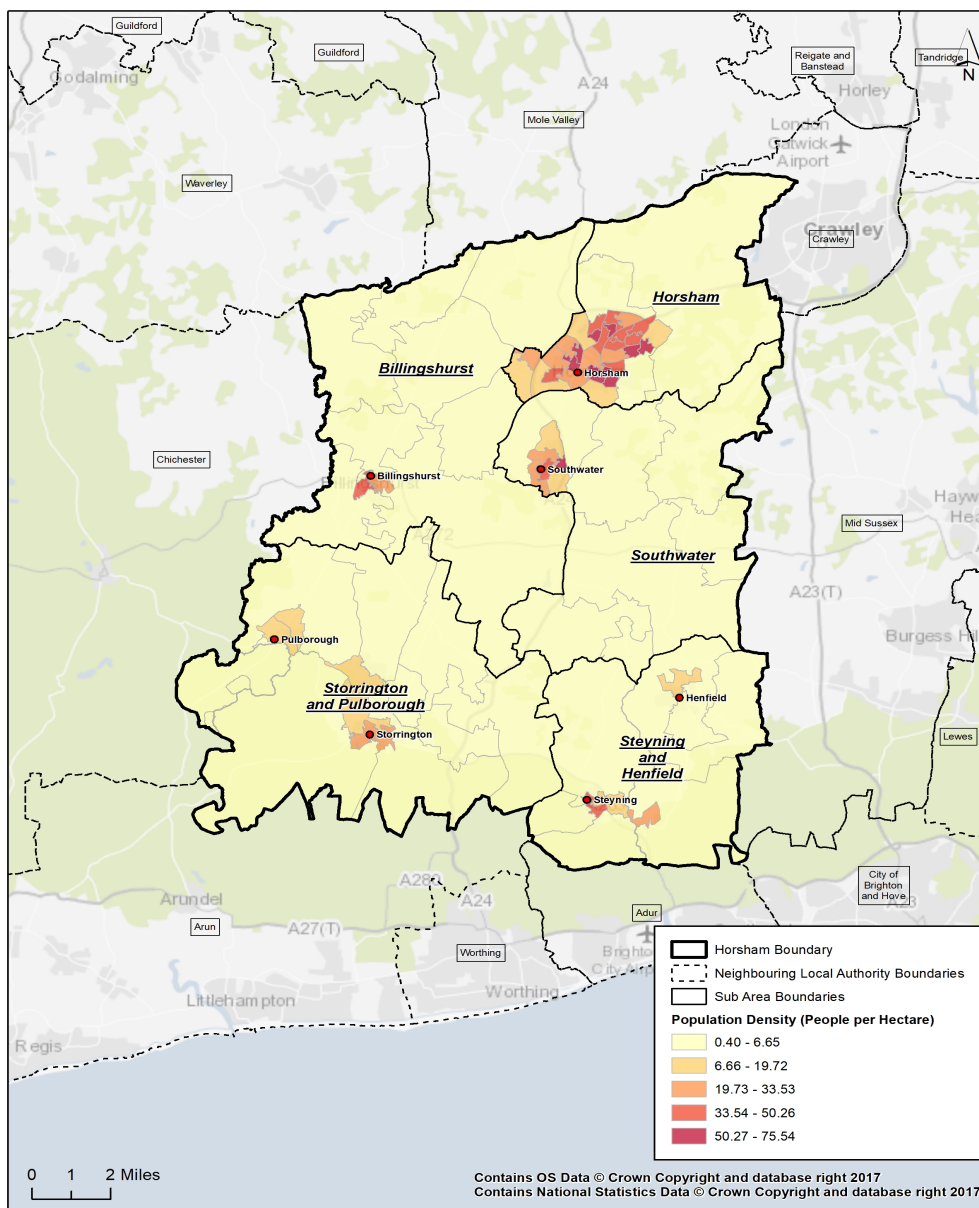
2.7 Population Profiles and Projections

- 2.7.1 The current and future population profile of Horsham District and the locations of growth are important to understand in relation to planning for the future provision of sport and physical activity.
- 2.7.2 In 2017 there were 135,000 residents in Horsham District (Source: Mid 2014 sub national population projections); this figure is expected to grow to 150,000 by 2031 (Source: Mid 2014 sub national population projections). Within the Gatwick Diamond (as defined by the six districts), the population stood at approximately 662,000 in 2008. This was projected to increase to 789,000 by 2031, an increase of 125,800 (19%).
- 2.7.3 Horsham town, the commercial and administrative centre of Horsham District, is located midway between London and the South Coast. The District gives its name to stretches between Gatwick

Airport and the edge of the South Downs National Park and covers an area of 205 square miles of open countryside and designated areas of outstanding natural beauty.

- 2.7.4 The district is 85% rural and derives much of its economic success from its location midway between London and the coast and its close proximity to Gatwick airport with excellent transport links:
- Less than 20 minutes from Gatwick International Airport
 - Direct routes to London and the South Coast via M23, M25, and A24
 - Good access to the South Coast ferry ports
 - Over 80 rail connections to London daily – fastest journey time around 48 minutes.
- 2.7.5 This places the district at the heart of the Gatwick Diamond (as defined by the six district and borough councils and two county councils), an economic partnership consisting of the local authorities surrounding Gatwick. As part of the Coast to Capital Local Economic Partnership, Gatwick Diamond is committed to growing the economy of the area and creating jobs, and Horsham District is in a prime position to benefit from, and contribute to, the opportunities created by this partnership.
- 2.7.6 Horsham District comprises 23 rural market towns and villages along with the developed historic market town of Horsham. The largest are detailed below; population and household information is taken from the 2011 Census and is based on the electoral wards. As a result, some of the stated figures include nearby rural areas and smaller villages:
- Within the Gatwick Diamond
 - ⇒ Horsham town – 49,000 residents in 21,000 households
 - ⇒ Southwater – 11,000 residents in 3,900 households
 - Within South Downs area
 - ⇒ Pulborough – 6,100 residents in 2,800 households (including Coldwaltham)
 - ⇒ Storrington – 9,600 residents in 4,400 households (including Amberley, Parham, Sullington and Washington)
 - ⇒ Steyning – 6,300 residents in 2,900 households
 - Connecting the Gatwick Diamond and the South Downs
 - ⇒ Billingshurst – 9,400 residents in 4,100 households (including Shipley)
 - ⇒ Henfield – 5,100 residents in 2,300 households
- 2.7.7 Figure 2.2 overleaf shows resident population of Horsham District in 2018. The main settlements are; Horsham, Billingshurst, Steyning, Southwater and Storrington.

Figure 2.2: Population Density in Horsham District



Usual resident population density by lower super output area in Horsham (2018)



2.8 Future Development in the District

2.8.1 A key factor influencing the future provision of sports facilities in the District (what, and where) is the scale and location of future housing development, which impacts on population density and also levels and nature of community demand.

2.9 Strategic Policy: Housing Provision

2.9.1 Provision is made for the development of at least 16,000 homes and associated infrastructure by 2031. In the first 15 years (2015-2030), 10,000 new homes are to be completed through the Horsham District Planning Framework.

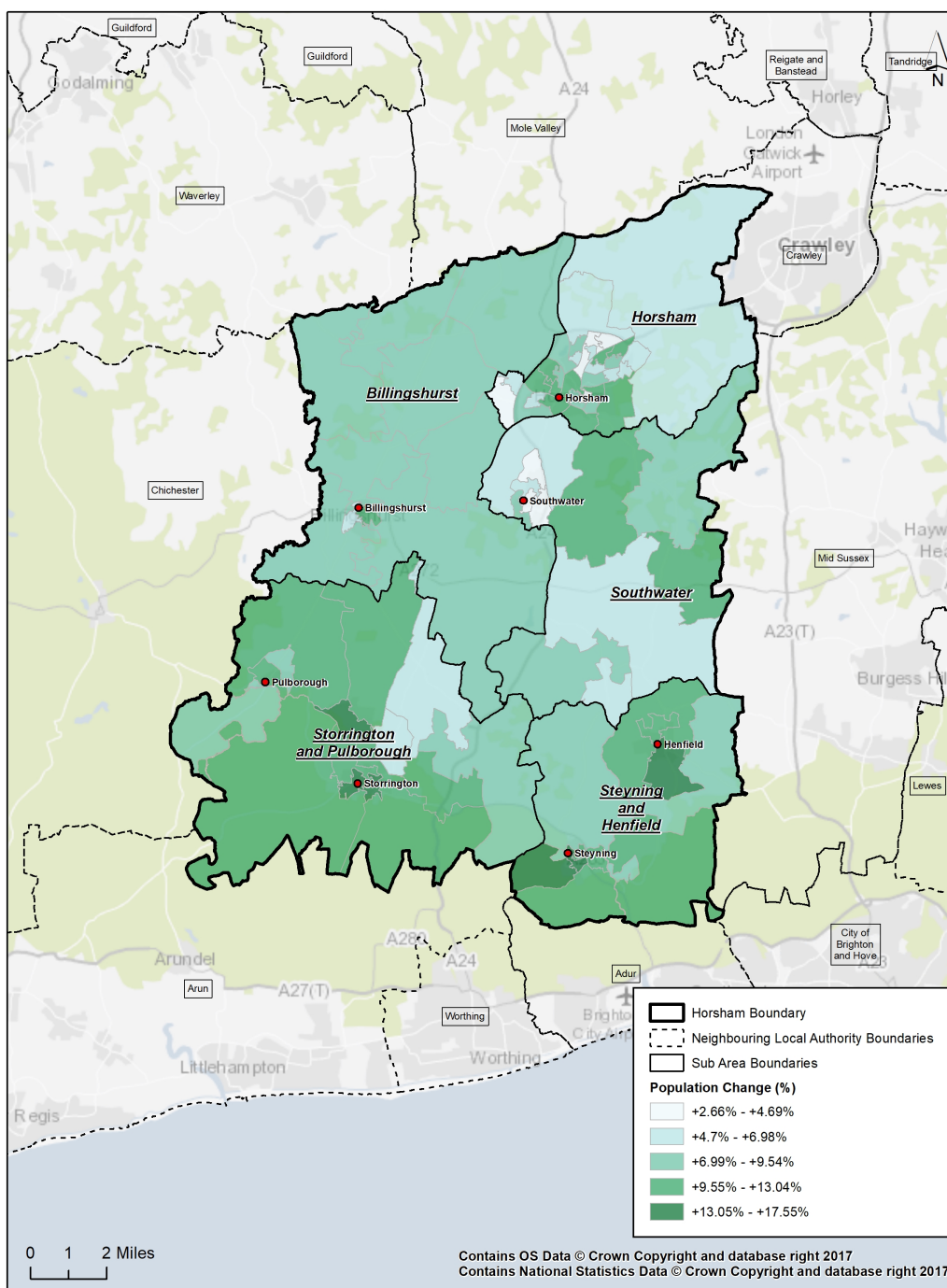
2.9.2 Key strategic sites that will be prioritised are:

- Land North of Horsham: at least 2,500 homes
- Land West of Southwater: approximately 600 homes
- Land South of Billingshurst: approximately 150 homes

2.9.3 In addition to the allocations in the Horsham District Planning Framework (HDPF) detailed above there are also the following strategic scale developments coming forward in the District:

- Land South of Broadbridge Heath / West of Horsham: approximately 2,000 dwellings (Core Strategy 2007 allocation)
- Kilnwood Vale / West of Crawley: approximately 2,800 dwellings (Core Strategy 2007 allocation)
- Land East of Billingshurst: approximately 500 dwellings (permitted prior to the adoption of HDPF)

Figure 2.3: Percent Population Change in Horsham



Percentage change in population by lower super output area in Horsham (2018 - 2031)

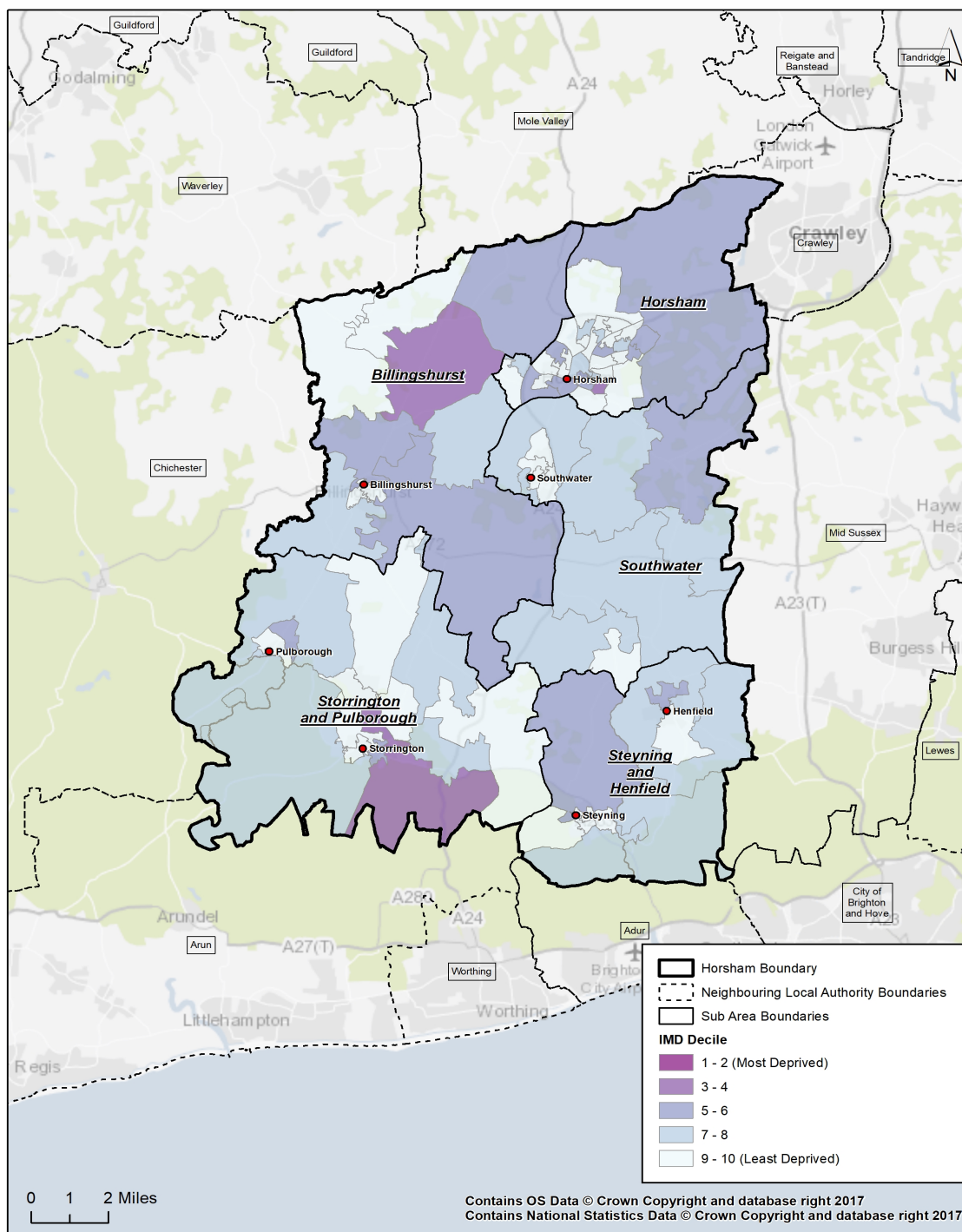


2.10 Population Profile – Deprivation

2.10.1 Horsham is ranked 295 out of 354 local authorities (where 354 is the least deprived) based on average deprivation scores (2015 Indices of Deprivation). Figure 2.4 overleaf illustrates the areas of highest deprivation in Horsham. In summary, the level of deprivation in Horsham is described as follows:

-
- A larger proportion of Horsham residents are in higher or intermediate employment positions than that of the English average
 - 85% of the population is economically active; 60% of the population is of working age
 - There are approx. 6,000 students in the District
 - Educational achievement in the District is above the national average
 - Car ownership is high with 75% of households having access to at least one car; however, 11.8% of households have no access to a car, 35.5% of households have 2 cars
 - There are 30% more households with 2 cars or vans in Horsham than the national figure
 - There are 40% more households with 3 cars or vans in Horsham than the national figure.

Figure 2.4: Deprivation in Horsham



Index of Multiple Deprivation by lower super output area in Horsham (2015)



2.11 Health Profile

2.11.1 The health of people in Horsham District is generally better than the England average. The District is in one of the 20% least deprived districts/unitary authorities in England. The following statistics are most relevant to this study:

- Estimated levels of adult excess weight, smoking, violent crime, long term unemployment, early deaths from cardiovascular diseases and early deaths from cancer are all lower than the average in England
- Life expectancy for both men and women is higher than the England average. However, life expectancy is 7.9 years lower for men and 7.5 years lower for women in the most deprived areas of Horsham District than in the least deprived areas
- 8% (1,900) of children in Horsham District are in low income families
- At Year 6, 12.7% of children are classified as obese, lower than the average for England
- The rate of alcohol-related harm hospital stays is (461 per 100,000 people) and smoking related deaths (212 per 100,000 people) are lower than the average for England.

2.11.2 According to Horsham Health Profile 2016, health priorities in Horsham District include dementia, emotional wellbeing and mental health, reducing excess winter deaths, and reducing deaths and injuries on the roads. (Source: JSNA 2015/Horsham Health Profile 2016)

2.11.3 Table 2.1 shows the health costs of physical inactivity in Horsham District, compared to those at national level. This highlights that costs in Horsham District are slightly higher compared to national levels. However, with the projected population growth, Horsham District needs to be proactive to continue to maintain the current positive health profile and aim for continued improvement in the health of Horsham District residents resulting in reducing health costs further.

Table 2.1: Health cost of physical activity for Horsham and National level²

Disease Category	Horsham	England
Total Cost	£2,505,433	£944,289,723
Cost per 100,000 population	£1,953,314	£1,817,285

² Source: Department of Health 2017

2.12 Summary of Key Demographic Factors and their Implications

2.12.1 Table 2.2 summarises the demographic profile of Horsham's localities, reflecting the overall demographic analysis and factors for the District as discussed above.

Table 2.2: Summary of Horsham's Localities – population, deprivation, health and sporting assets

Locality Description	<ul style="list-style-type: none"> Horsham District is located midway between London and the South Coast and covers an area of 205 square miles of open countryside and designated areas of outstanding natural beauty. Horsham is the main town in the District, but the District is a combination of both rural and urban areas.
Population Profile	<ul style="list-style-type: none"> Population will grow to 150,000 by 2031. Ageing population; the 50+ age group is 42% of the population and growing
Ethnicity	<ul style="list-style-type: none"> 96% White British, 4% BME
Housing	<ul style="list-style-type: none"> 16,000 new homes projected by 2031. Key development areas: <ul style="list-style-type: none"> At least 2,500 homes at Land North of Horsham Around 600 homes at Land West of Southwater Around 150 homes at Land South of Billingshurst
Deprivation	<ul style="list-style-type: none"> Some pockets of deprivation around Broadbridge Heath area. Horsham is ranked 295 out of 354 local authorities (where 354 is the least deprived)
Health	<ul style="list-style-type: none"> Overall health is better than the national average. Life expectancy for both men and women is higher than the England average

2.13 Physical Activity and Participation

2.13.1 The value of participation in sport and physical activity is significant, and its contribution to individual and community quality of life should not be under-estimated. This is true for both younger and older people; participation in sport and physical activity delivers:

- Opportunities for physical activity, and therefore more 'active living'
- Health benefits – cardio vascular, stronger bones, mobility
- Health improvement
- Mental health benefits

- Social benefits – socialisation, communication, inter-action, regular contact, stimulation.

2.13.2 In addition, participation in sport and physical activity can facilitate the learning of new skills, development of individual and team ability / performance, and provide a ‘disciplined’ environment in which participants can ‘grow’ and develop.

2.13.3 The benefits of regular and active participation in sport and physical activity will be important to promote in relation to future sport, leisure and physical activity in Horsham. There is an existing audience in the District, which already recognise the advantages of participation, and a latent community who are ready to take part. The sport, physical activity and leisure offer in the district can support the delivery of the desired outcomes across a number of strategic priorities and objectives.

2.14 Current Participation Rate

2.14.1 In terms of the Sport England definition for physical activity (150 minutes or equivalent of at least moderate intensity activity per week) 57.8% of adults aged 16+ years are classed as being active.

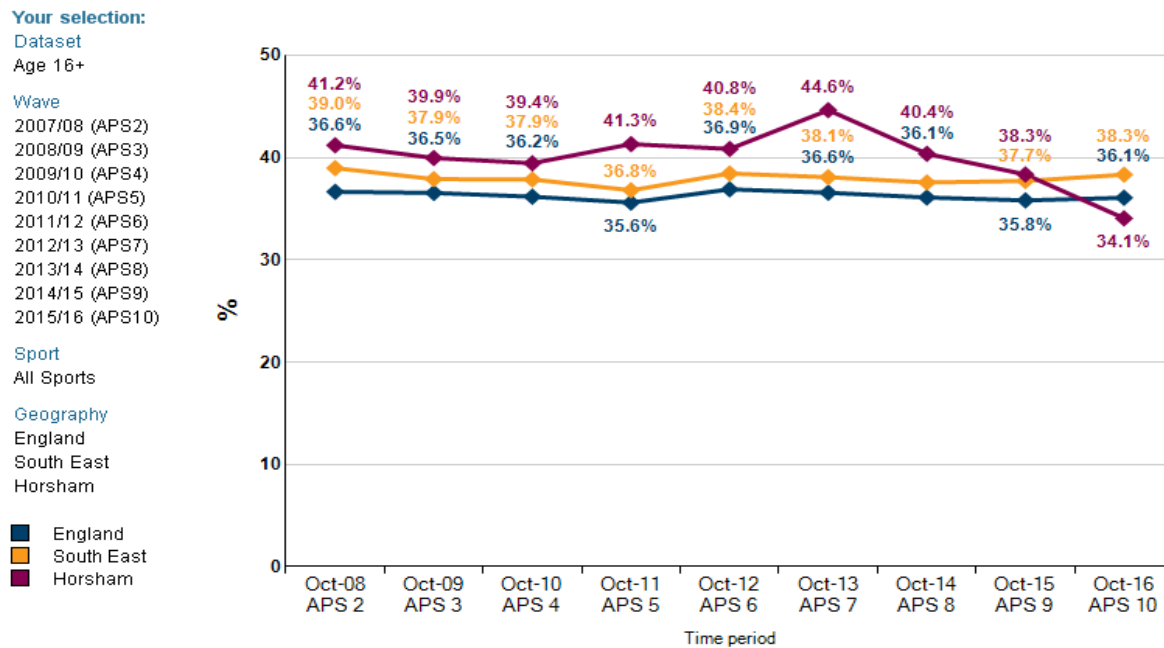
2.14.2 Table 2.3 shows a higher rate of active residents in Horsham District than regional and national.

Table 2.3: Physically active and inactive adults (2014-15)³

Rate	Horsham District	South East	England
% Active	63.8 %	59 %	57 %
% Inactive	22.4 %	25.4 %	27.7 %

2.14.3 Figure 2.5 below shows that participation rates for 3 x 30 minutes per week have fluctuated largely between 2007 and 2016, a range of 10.5%. Highest participation rates were seen in 2012/13 at 44.6%, 8% higher than the national average for that year, and lowest participation rates were seen in 2015/16 at 34.1%, however this was 2% lower than the national average for that year.

Figure 2.5: Adults 16+ Participation in Sport at least once per week - Adult (16+) Participation in Sport (at least once a week)



2.14.4 With the exception of the 2015/16 period, the participation rates for Horsham are above both regional and national averages between 2007 and 2016, and the regional averages slightly exceed national averages throughout all time periods.

Sport England Key Performance Indicators:

- Club membership in Horsham District has decreased from 29.3% to 27.4% between 2005 and 2016, fluctuating greatly with highs of 30.1% and lows of 22.2%, whilst staying above the regional and national averages. Participation in Tuition, Coaching and Competition fluctuates around the upper level of the regional and national averages. However, participation in competition has recently seen an increase during 2015/16 (21.2%), putting the Horsham average 7.9% above the national average.
- In terms of latent demand within Horsham, figures fluctuate from 63% to 48.3% between 2009/10 to 2010/11 and currently stands at 58.7%. It has consistently remained similar to the regional and national averages.

2.15 Sports Activity

2.15.1 The Active People Survey identifies that gym sessions (11.1%) and cycling (10.5%), are the top sports in which people participate at least one a month in the District.

Table 2.4: Participation Frequency in physical Activity – Comparison with Sport England KPIs

Indicator	Horsham District				South East				England			
	2012/13	2013/14	2014/15	2015/16	2012/13	2013/14	2014/15	2015/16	2012/13	2013/14	2014/15	2015/16
Club Membership in The Last 4 Weeks	21.3 %	21.1 %	22.4 %	28.8 %	20.3 %	20.1 %	20.4 %	20.5 %	21.0 %	21.6 %	21.8 %	22.0 %
Received Tuition or Coaching in Last 12 Months	18.5 %	17.9 %	18.5 %	24.0 %	14.8 %	14.7 %	13.9 %	15.2 %	15.8 %	16.4 %	15.6 %	15.8 %
Took Part in Organised Competition in Last 12 Months	14.3 %	15.2 %	16.5 %	23.3 %	12.4 %	13.1 %	12.7 %	12.9 %	11.2 %	13.3 %	13.3 %	13.3 %
Very/Fairly Satisfied with Local Sports Provision	61.7 %	69.6 %	69.3 %	67.8 %	61.5 %	63.0 %	60.9 %	60.0 %	60.3 %	61.6 %	61.8 %	62.2 %

2.15.2 The Active Lives Survey has replaced the APS data. Active Lives Year (2017) data for Horsham highlights the following:

- 81.4 % of Horsham's residents aged 16+ took part in sport and physical activity at least twice in the 28 days prior to the survey being undertaken
- 20.8 % of the District's population is inactive – i.e. they had undertaken less than 30 minutes physical activity or sport in the last 28 days
- 15.6 % of the District's population had undertaken at least 30-149 minutes physical activity or sport in the last 28 days
- 63.6 % of the District's population had undertaken at least 150 minutes physical activity or sport in the last 28 days.

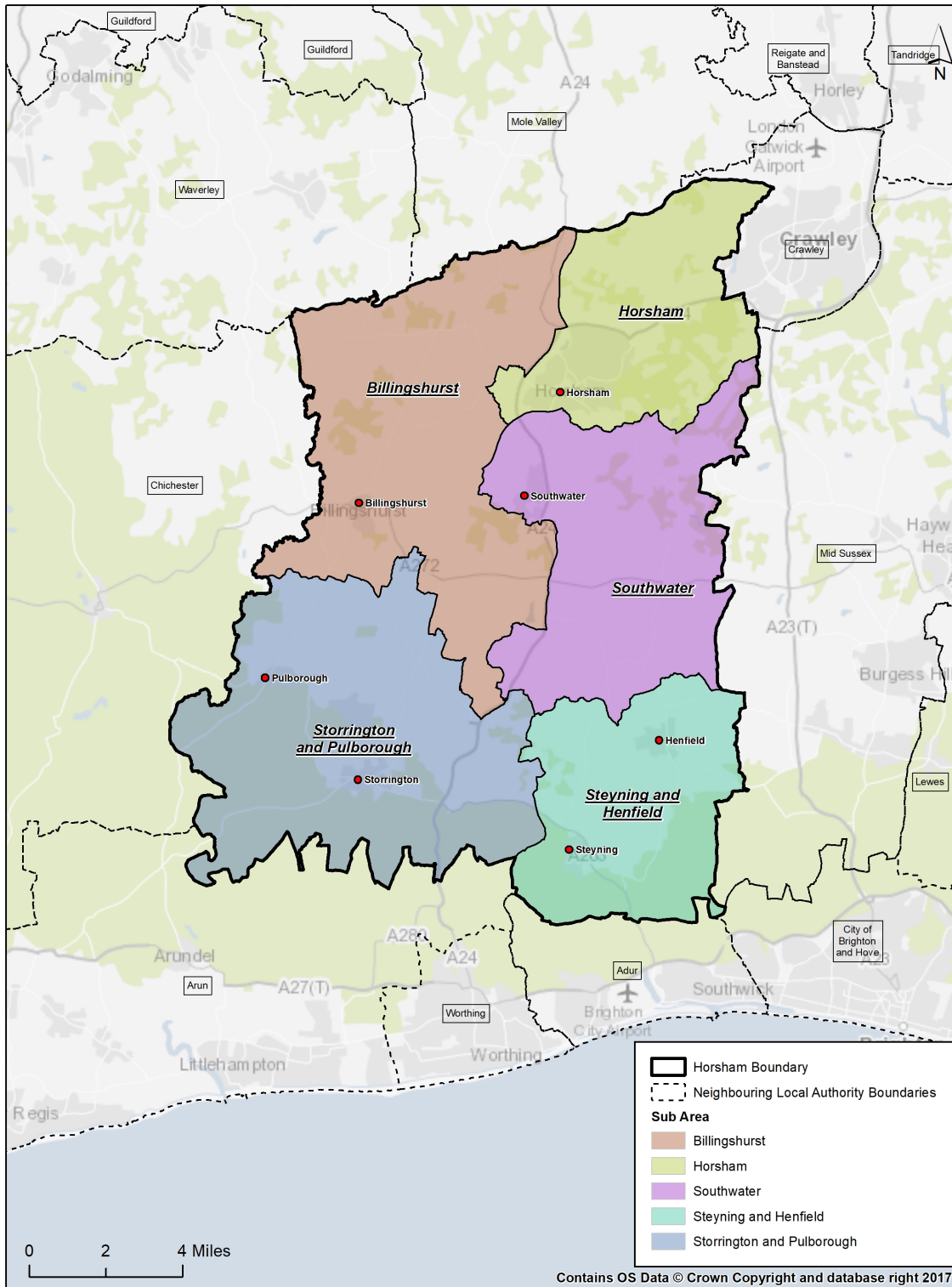
2.15.3 This data further highlights that whilst many in the District are physically active, the regularity of this could still increase, and there is still over a fifth of the population who are not active enough to gain any health benefits.

2.16 Sub Areas

2.16.1 In addition to the analysis above, to aid the delivery of the PPS the local authority has also been split into five sub-areas. This allows the supply and demand analysis for each pitch typology to be split into five areas that mirror how

residents may typically travel to use playing pitch facilities and the catchment areas of facilities. These five sub-areas are shown in figure 2.6.

Figure 2.6 Horsham District Council Sub Areas



Sub Areas in Horsham



3 FOOTBALL ANALYSIS

3.1 Introduction

- 3.1.1 This section of the report focusses on the supply and demand for grass football pitches. At the end of this section there is also a summary of the supply and demand findings for third generation (3G) Artificial Grass Pitches (AGP's) that are becoming increasingly important to service the needs of football for both competitive play and training.
- 3.1.2 This section includes the headline findings from the PPS, as well as a site by site analysis of football sites across Horsham. For further detail on the supply and demand of football in the study area, Technical Appendix A – Football Analysis provides a detailed analysis of supply and demand of football in Horsham, including all the required analysis as defined in the Sport England Playing Pitch Guidance.

3.2 Strategic Priorities for the Football Association

- 3.2.1 In August 2015, the Football Association (FA) released their National Game Strategy for Participation and Development (2015 – 2019), which committed the organisation to invest £260 million into grassroots football over the next four years. The strategy has four key priorities;
- Participation – 'More players playing football more often'. The FA are aiming to boost female youth participation by 11% and retain the current level of male team affiliation
 - Player Development – 'Better quality players being developed and entering the talent pathways'. The FA will invest £16m into coach education and development programmes. There will also be 1,000 more top level grassroots coaches developed and on-going investment into the skills coaching programme for 5 – 11 year olds
 - Better Training and Playing Facilities – The FA has committed £48m to new and improved facilities through the Football Foundation. This includes the roll out of a new sustainable model for grassroots facilities in 30 cities through football hubs owned and operated by local communities. An ambition has also been stated to ensure that half of mini-soccer and youth matches are played on high-quality artificial grass pitches
 - Football Workforce – 'Recruiting and developing volunteers and paid staff who service the game'. This will grow the workforce, increase the number of qualified referees and ensure there is an advisory board for every County FA.
- 3.2.2 The national strategy follows the FA's October 2014 announcements, stating its intentions to deliver 30 football hubs in cities across the country. The FA intends to increase the number of full size, publicly accessible 3G AGP's to over 1,000 across England. It also

intends to facilitate the delivery of more than 150 new club-owned and managed football to support the delivery of FA, County FA and professional club youth development and coach education programmes.

- 3.2.3 The growth of demand and supply of 3G provision and the changing patterns of demand among grass roots footballers is key and will be addressed as an output of this study.
- 3.2.4 In addition to the focus on 3G facilities the FA has emphasized, throughout consultations, the commitment of the organisation to improving grass pitches, with the overall target being to improve 2,000 grass pitches across the UK and reduce the amount of cancellations, especially due to waterlogging.
- 3.2.5 The body that governs football in the study area is the Sussex FA and all of the FA's community and development objectives are implemented through this local body.
- 3.2.6 In line with the recent National Strategy, the provision of 3G AGP's is a priority for the FA as this improves the quality and sustainability of football facilities across the UK. Consultation with Sussex FA indicates there is a shortage of full sized 3G AGP's that are suitable for competitive football – the only current full sized 3G AGP in Horsham, located at Shooting Field.
- 3.2.7 The FA stated that a key priority is to provide facilities that are sustainable for the long-term future of football in the study area. There is currently a large demand for football in the Horsham sub area, with large clubs and a significant junior football presence.

3.3 Supply

QUALITY OVERVIEW

- 3.3.1 To gather a full understanding of the supply of football pitches in Horsham, the 4global research team visited all football sites in the area and assessed the facilities using the FA's guidelines, as shown in Playing Pitch Strategy Appendix 2 – Football Association⁴.
- 3.3.2 A detailed record of all the supply data can be found in Technical Appendix A – Football Analysis, however this section will summarise the key findings.
- 3.3.3 Table 3.1 summarises how the grass football pitches in the study area were assessed, in line with Sport England PPS methodology (non-technical assessments).

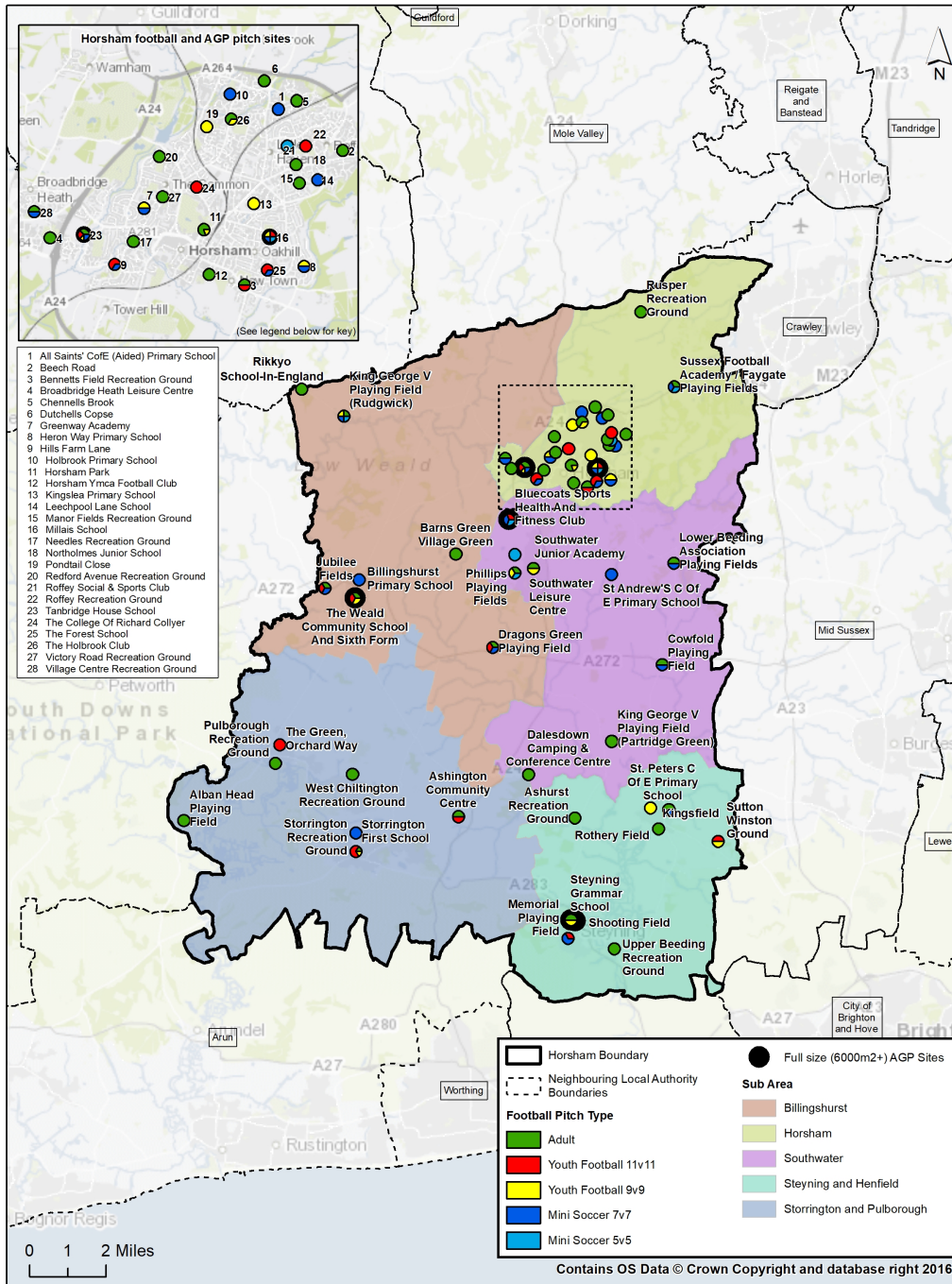
Table 3.1 – Supply of grass pitches in the study area. Source: 4global site assessments

Quality score	Adult football	Youth football		Mini soccer	
	11v11	11v11	9v9	7v7	5v5
Good (80-100%)	7	8	1	6	4
Standard (50-79.9%)	39	14	14	18	3
Poor (0-49.9%)	7	7	3	10	5

⁴ Sport England PPS Guidance – Football Appendix (<http://goo.gl/em3wyj>; 2015)

3.3.4 Table 3.1 shows that most pitches across the District are standard quality. A total of 146 pitches were assessed by 4global and 87 (60%) were rated as standard quality. There are 26 (18%) good quality pitches and 32 (22%) poor quality pitches in the District. The ancillary facilities averaged a quality rating of 61%, with many in need of refurbishment and extension.

Figure 3.1 – Football provision (grass and AGP) in Horsham Sub-Area. Source: 4g site assessments



Football sites by pitch type in Horsham

PITCH OWNERSHIP

- 3.3.5 As is common across the UK, a large proportion of sports provision in the study area is owned and operated by education and the local authority. In addition to this, the Horsham assessment results illustrate that there is a high amount of private and parish council site ownership in the study area.
- 3.3.6 Table 3.3 below shows the spread of ownership, illustrating an even spread of ownership between local authority, education and private third parties.
- 3.3.7 Of the 81 football sites, 47 (58%) of sites are owned by the Local Authority, however there are also seven education, seven parish council and seven privately owned sites. The majority of sites are maintained by education providers (29 sites – 36% of all sites), by the Local Authority (16 sites – 20%) or the Parish Council (10 sites – 11%).

Table 3.3 – Site ownership in Horsham District. Source: 4global site assessments

Type of ownership	Ownership	Management
Academy	0	1
Charity	3	2
Church	1	0
Church/Local Authority	1	0
Club	1	13
Local Authority/Club	0	2
Education	7	29
Leisure Centre	0	3
Local Authority	47	16
Parish Council	7	10
Private	7	1
Trust	5	2
Unknown	2	2

- 3.3.8 Nearly three-quarters of football sites in the district are available for community use (60 sites - 74% of all football sites) and 46 (58%) of these sites have secured community access. All sites that have unsecured community use are located at educational establishments.

3.4 Demand

3.4.1 Football is the most popular team sport across the study area, with a total of 283 teams recorded by the study, as shown in Table 3.4. The vast majority (137 – 48% of all teams) are based in the Horsham sub area. The remaining four sub areas have a fairly even split of teams playing there; between 31 and 42 teams (11% to 15% of all teams in the District).

Table 3.4 – Team Profile for football in Horsham District

Area	Adult Teams		Youth Teams				Mini Teams		Total
	Men's	Ladies	Boys		Girls		Mini Soccer		
			11v11	9v9	11v11	9v9	7v7	5v5	
Billingshurst	19	0	9	5	0	0	5	4	42
Horsham	28	1	48	20	3	1	21	15	137
Southwater	8	0	9	8	0	0	6	4	35
Steyning and Henfield	10	0	13	3	0	1	8	3	38
Storrington and Pulborough	11	0	6	5	0	0	6	3	31
Horsham District	76	1	85	41	3	2	46	29	283

3.4.2 Using the above team data and the volume of 54 clubs that were identified, the club to team ratio in Horsham District is 1:5.2, i.e. each club runs on average five teams. This is considerably higher than the national ratio of 1:3.3, an average of three teams per club.

MAJOR CLUB DEMAND SUMMARY

3.4.3 In order to understand the key trends for football in Horsham District, 4global consulted with all football clubs where they made themselves available to be included in the study. The consultations with seven of the largest clubs in the District are summarised below (in no particular order), focusing on the major priorities and issues raised by each of the clubs during consultation. A more detailed analysis of these clubs can be seen in Technical Appendix A – Football Analysis.

Table 3.5 – Key Club Consultation Summary

Club	Consultation Summary
Broadbridge Youth FC	Issues: <ul style="list-style-type: none"> Currently struggling for available training facilities, the senior sides have had to use indoor 5 a side pitches at the leisure centre at times due to lack of space

Club	Consultation Summary
	<ul style="list-style-type: none"> • At maximum capacity for junior training also, would like to have more junior teams but unsure where they would train • Had an agreement with housing developer and council for development of new home site but it is 2 years late currently • New development would have 3 grass pitches, making it slightly easier for organizing of home games • New site would have 30 year lease for the club • Facility development/future plans: • Would like to develop girls teams and disabled teams in the future • Would like to have 2 teams per age group in the junior section • Demand to have another 1 or 2 adult teams but currently have no suitable home ground • Developments are very much dependent on completion of new site.
<p>Horsham FC</p>	<p>Issues:</p> <ul style="list-style-type: none"> • Club has been restricted with the amount of teams it has had in recent years due to lack of available pitches • U18s had to fold as there wasn't a suitable available pitch • Lacking a lot of available training facilities for teams <p>Facility development/future plans:</p> <ul style="list-style-type: none"> • Major development creating new home ground for 2018/19 season • New HG will have two 3G pitches, one full size and one youth 11 v 11 pitch, this will open in 2019. • Planning permission has been granted by council waiting from the official go ahead from the secretary of state • Currently this project has been solely self-funded by the club due to selling land at the Holbrook FC for development of housing (the club owns the freehold of Holbrook FC) • With the development of the new pitches, the aim is to become more of a community club, they hope to increase youth football and senior football as well as introducing women's and girls' football • The club will be open to wider community usage of the pitches and want to develop links with local schools and possibly develop football courses and maybe an academy • Looking to introduce facilities for disabled football also <p>The club is in close contact with the council regarding the development.</p>
<p>Billingshurst FC</p>	<p>Facility development/future plans:</p> <ul style="list-style-type: none"> • Lack of pitches has meant use of senior pitches for mini soccer • This has meant quality of pitches is hard to maintain, especially as all teams train on grass at home ground also • Club would like to develop a U18 side in the future

Club	Consultation Summary
	<ul style="list-style-type: none"> • Just recently received funding from the Football Foundation to develop help develop a stand and floodlights as they are required due to the promotion of the 1st team. • Most pressing development plans are to create areas that are currently unused at the Jubilee ground to develop mini soccer pitches • The parish council who own the site have agreed to the plans but it would require a lot of funding to level the pitches and put drainage in. <p>Club is planning to utilize section 106 from surrounding development to help develop these pitches as well as looking to other grants.</p>
<p>Steyping Town Community FC</p>	<p>Issues:</p> <ul style="list-style-type: none"> • Main issues are ensuring there are enough pitches for all teams to have somewhere to play on a weekend • Newly developed 3G on site has proven difficult to manage and lease out, feel like they could be maximizing its usage more <p>Facility development/future plans:</p> <ul style="list-style-type: none"> • The club is meeting with the Sussex FA soon to talk about the development of a new set of changing rooms to allow more teams to be getting ready while the pitch is in use • Looking to develop more seating in the stands to meet with standards of higher leagues • Invested £2,000 to do minor work to changing rooms currently but want to apply for a grant to completely redo the changing rooms as they are in need of renovation • Would like to develop clubhouse to modernize it also • Ideally would like to develop the lighting on the home site to LED lights as lighting has been in place for over 30 years and is beginning to fade. • The club have also taken over the lease on Mackley Playing Fields. They are still in the process of developing pitches and facilities down there. <p>Development of teams:</p> <ul style="list-style-type: none"> • Would like to continue to develop the amount of teams they have, and have as many as available pitches allow <p>Would like to develop a girls section in the near future if possible.</p>
<p>Roffey Robins FC</p>	<p>Key issues:</p> <ul style="list-style-type: none"> • Worries of increased development in the area meaning there will likely be an increase in children who will want to play for the club • Club would struggle to accommodate any more players with current provision • Issues with some of the pitches, quality is lacking due to constant use <p>Facility development/future plans:</p>

Club	Consultation Summary
	<ul style="list-style-type: none"> • Would like to continue to develop teams if they could fit more in with current provision • Would like to develop a girls section if there was enough demand <p>No immediate plans for development of teams or facilities however they are looking to convert one pitch to a 3G AGP.</p>
Horsham Sparrows	<p>Key issues:</p> <ul style="list-style-type: none"> • Lack of available pitches, Horsham Park is used by a lot of local clubs and so quality of pitches suffers because of this • The club has to have 3 teams sharing most pitches on Saturday morning, making it difficult to accommodate all fixtures. • Changing facilities at Horsham Park need renovating for use by female team • Club has to use Greenway academy for mini soccer as Horsham doesn't accommodate well for mini soccer <p>Facility development/future plans:</p> <ul style="list-style-type: none"> • Just secured funding from the FA to help put on Wildcats sessions for girls aged 5-11 so the club has plans to increase amount of girls' teams and thus hopefully womens <p>Would like to increase boys teams but can't accommodate any more with current provision</p>
Henfield FC	<p>Key issues:</p> <ul style="list-style-type: none"> • First team may gain promotion to reach a county level meaning they may have to move and find a suitable ground • Developing girls' teams is a key issue that the club are keen to achieve, they have received a grant for this but are struggling for numbers and finding a home ground <p>Development:</p> <ul style="list-style-type: none"> • They have received a grant from Sport England to develop the Henfield common, this has been subsidised by the club as well • Redevelopment of the whole playing field to relay and put in suitable drainage • This development won't be ready till 2018/19 season and does not include the development of ancillary facilities on site. <p>The club would like to develop the ancillary facilities on Kingsfield, the changing rooms are decrepit and in need of renovation but have invested the majority of funds in the development of Henfield Common.</p>

3.4.4 A key trend from the club consultations was the lack of floodlit training provision, which limited clubs from developing the quality of their junior and adult play. This is consistent with club feedback from across the UK and is being addressed nationally by the FA and Sport England through the development of floodlit 3G AGP provision with secured

community use slots available at peak times. Facility development of this type will be further expanded upon in the recommendations and action plan section of this report.

3.5 Future Demand

DEMAND DRIVEN BY POPULATION GROWTH

- 3.5.1 To calculate the future demand for football in the study area, a Team Generation Rate⁵ has been calculated using the current number of teams and the current population. This measure allows us to calculate what size of population (for various age groups) will typically cause enough demand for a football team.
- 3.5.2 This Team Generation Rate can then be applied to the population projections for each sub area and the local authority as a whole to confirm how population growth or reduction will affect the demand for teams in each of the key age groups.
- 3.5.3 The number of projected demand for football teams in Horsham District is likely to increase due to the increase of population by 2031. There is expected to be an increase of 4 Adult Men's teams and 7.5 Youth Boy's teams.

Table 3.6 – Team Generation Rates for Football in Horsham District

Football age group	No. of teams	Current popn. per age group	Future population (2031) per age group	TGR (amount of population required to generate 1 team)	Population change in age group	Additional teams required
Football Adult Men 11v11 (16-45yrs)	76	20840	21,938	274	1098	4.01
Football Adult Women 11v11 (16-45yrs)	1	21355	21,403	21355	47	0.00
Football Youth Boys 11v11 (12-15yrs)	85	3367	3,665	40	298	7.53
Football Youth Girls 11v11 (12-15yrs)	3	3290	3,649	1097	359	0.33
Football Youth	41	1756	1,784	43	28	0.66

⁵ The Team Generation Rate calculation uses the current number of teams and the current population to calculate a proxy measure of the number of total residents per relevant sports team. This measure is therefore applied to the projected population (depending on the length of the strategy) to predict how many additional teams will be required in order to satisfy the demand from the 'new' population.

Football age group	No. of teams	Current popn. per age group	Future population (2031) per age group	TGR (amount of population required to generate 1 team)	Population change in age group	Additional teams required
Boys 9v9 (10-11yrs)						
Football Youth Girls 9v9 (10-11yrs)	2	1650	1,740	825	90	0.11
Football Mini Soccer Mixed 7v7 (8-9yrs)	46	3388	3,368	74	-20	-0.27
Football Mini Soccer Mixed 5v5 (6-7yrs)	29	3302	3,251	114	-52	-0.45
Total Projected Additional Demand (Teams)						12

3.5.4 Tables 3.7 to 3.11 show the TGRs for each of the five sub areas. The Horsham Sub Area has the highest projected growth in team numbers, with a total of six teams generated by 2031. The sub areas of Billingshurst and Steyning and Henfield are expected to see an increase in demand for an additional two teams by 2031.

3.5.5 Due to the slight decrease in population projected for the six to nine age groups, there is expected to be a small decrease in demand for Mini Soccer in each of the sub areas by 2031.

Table 3.7 – Team Generation Rates for Football in the Billingshurst Sub Area

Football age group	No. of teams	Current popn. per age group	Future population (2031) per age group	TGR	Population change in age group	Additional teams required
Football Adult Men 11v11 (16-45yrs)	19	2,761	2,909	145	149	1
Football Adult Women 11v11 (16-45yrs)	0	2,832	2,841	N/A	10	0.00
Football Youth Boys 11v11 (12-15yrs)	9	481	524	53	43	0.80
Football Youth Girls 11v11 (12-	0	435	481	N/A	46	0.00

Football age group	No. of teams	Current popn. per age group	Future population (2031) per age group	TGR	Population change in age group	Additional teams required
15yrs)						
Football Youth Boys 9v9 (10-11yrs)	5	259	263	52	4	0.08
Football Youth Girls 9v9 (10-11yrs)	0	250	264	N/A	14	0.00
Football Mini Soccer Mixed 7v7 (8-9yrs)	5	443	441	89	-2	-0.02
Football Mini Soccer Mixed 5v5 (6-7yrs)	4	498	490	124	-8	-0.06
Total Projected Additional Demand (Teams)						2

Table 3.8 – Team Generation Rates for Football in the Horsham Sub Area

Football age group	No. of teams	Current popn. per age group	Future population (2031) per age group	TGR	Population change in age group	Additional teams required
Football Adult Men 11v11 (16-45yrs)	28	9614	10,091	343	477	1.39
Football Adult Women 11v11 (16-45yrs)	1	9758	9,722	9758	-36	0.00
Football Youth Boys 11v11 (12-15yrs)	48	1260	1,371	26	112	4.25
Football Youth Girls 11v11 (12-15yrs)	3	1254	1,391	418	137	0.33
Football Youth Boys 9v9 (10-	20	731	742	37	12	0.32

Football age group	No. of teams	Current popn. per age group	Future population (2031) per age group	TGR	Population change in age group	Additional teams required
11yrs)						
Football Youth Girls 9v9 (10-11yrs)	1	672	709	672	37	0.05
Football Mini Soccer Mixed 7v7 (8-9yrs)	21	1441	1,432	69	-9	-0.13
Football Mini Soccer Mixed 5v5 (6-7yrs)	15	1382	1,360	92	-22	-0.23
Total Projected Additional Demand (Teams)						6

Table 3.9 – Team Generation Rates for Football in the Southwater Sub Area

Football age group	No. of teams	Current popn. per age group	Future population (2031) per age group	TGR	Population change in age group	Additional teams required
Football Adult Men 11v11 (16-45yrs)	8	3149	3,325	394	176	0.40
Football Adult Women 11v11 (16-45yrs)	0	3201	3,238	N/A	37	0.00
Football Youth Boys 11v11 (12-15yrs)	9	695	757	77	63	0.81
Football Youth Girls 11v11 (12-15yrs)	0	672	745	N/A	73	0.00
Football Youth Boys 9v9 (10-11yrs)	8	276	280	34	4	0.13
Football Youth Girls 9v9 (10-11yrs)	0	291	307	N/A	16	0.00
Football Mini Soccer	6	554	550	92	-4	-0.04

Football age group	No. of teams	Current popn. per age group	Future population (2031) per age group	TGR	Population change in age group	Additional teams required
Mixed 7v7 (8-9yrs)						
Football Mini Soccer Mixed 5v5 (6-7yrs)	4	509	501	127	-8	-0.06
Total Projected Additional Demand (Teams)						1

Table 3.10 – Team Generation Rates for Football in the Steyning and Henfield Sub Area

Football age group	No. of teams	Current popn. per age group	Future population (2031) per age group	TGR	Population change in age group	Additional teams required
Football Adult Men 11v11 (16-45yrs)	10	2251	2,375	225	124	0.55
Football Adult Women 11v11 (16-45yrs)	0	2374	2,399	N/A	25	0.00
Football Youth Boys 11v11 (12-15yrs)	13	392	427	30	35	1.16
Football Youth Girls 11v11 (12-15yrs)	0	376	419	N/A	42	0.00
Football Youth Boys 9v9 (10-11yrs)	3	184	187	61	3	0.05
Football Youth Girls 9v9 (10-11yrs)	1	169	178	169	9	0.05
Football Mini Soccer Mixed 7v7 (8-9yrs)	8	389	388	49	-2	-0.03
Football Mini Soccer Mixed 5v5 (6-7yrs)	3	406	400	135	-6	-0.05
Total Projected Additional Demand (Teams)						2

Table 3.11 – Team Generation Rates for Football in the Storrington and Pulborough Sub Area

Football age group	No. of teams	Current popn. per age group	Future population (2031) per age group	TGR	Population change in age group	Additional teams required
Football Adult Men 11v11 (16-45yrs)	11	3065	3,238	279	173	0.62
Football Adult Women 11v11 (16-45yrs)	0	3191	3,203	N/A	12	0.00
Football Youth Boys 11v11 (12-15yrs)	6	540	586	90	46	0.52
Football Youth Girls 11v11 (12-15yrs)	0	554	615	N/A	61	0.00
Football Youth Boys 9v9 (10-11yrs)	5	307	312	61	5	0.08
Football Youth Girls 9v9 (10-11yrs)	0	267	281	N/A	14	0.00
Football Mini Soccer Mixed 7v7 (8-9yrs)	6	561	558	93	-3	-0.03
Football Mini Soccer Mixed 5v5 (6-7yrs)	3	508	500	169	-8	-0.05
Total Projected Additional Demand (Teams)						1

- 3.5.6 When comparing the findings for the whole study area to national trends, the increase in adult teams contrasts with the rest of the country as similar studies across the UK have indicated a projected reduction in demand for adult football. It is therefore important to continue to provide adults with facilities and programmes that keep them in the game, to avoid affiliated football in Horsham District following national trend in the future.
- 3.5.7 In addition to the growth in adult football, the projected decrease in mini soccer is not consistent with an upward trend for the rest of the UK.

DEMAND DRIVEN BY LATENT DEMAND

3.5.8 While a large amount of future demand will be driven by population growth, it is also likely that clubs and operators are successful in converting latent demand into actual demand, therefore increasing the number of people playing football. The table below identifies all clubs, grouped by sub-area, that identified latent demand (not currently active), which they are aiming to convert into affiliated football demand within the next 1 – 3 years. This provides an estimation of the number of new teams that will be required in Horsham, in addition to the teams generated by population growth.

Table 3.12: Latent demand for football by sub-area

Club	Sub Area	Adult teams		Youth teams		Mini teams	Totals
		Mens	Ladies	Boys	Girls	Mini soccer	
Ashington Cougars	Storrington and Pulborough	0	0	2	1	0	3
Billingshurst FC	Billingshurst	0	0	1	0	0	1
Broadbridge Heath	Horsham	1	0	2	2	2	7
Chesworth Rovers	Horsham	0	0	0	0	1	1
Henfield	Steyning and Henfield	1	0	0	0	0	1
Heron Olympic	Horsham	0	0	2	0	0	2
Hills Farm Lane FC	Billingshurst	1	0	0	0	0	1
Horsham Crusaders	Horsham	1	0	1	0	0	2
Horsham FC	Southwater	2	1	4	2	3	12
Horsham Olympic	Horsham	0	0	1	0	0	1
Horsham Sparrows	Horsham	0	0	1	2	0	3
Horsham Tigers	Horsham	0	0	1	0	1	2
Horsham Trinity	Horsham	1	0	0	0	0	1
Horsham Youth	Southwater	0	1	3	3	2	9
Pulborough	Storrington and Pulborough	1	0	0	0	0	1
Roffey Robins	Horsham	0	0	2	0	2	4
Royal United	Southwater	1	0	2	0	0	3
Rudgwick Junior	Billingshurst	0	0	1	0	0	1
Steyning Town Community	Steyning and Henfield	1	1	2	0	0	4
Storrington Community Football Club	Storrington and Pulborough	0	0	3	0	0	3

Club	Sub Area	Adult teams		Youth teams		Mini teams	Totals
		Mens	Ladies	Boys	Girls	Mini soccer	
Upper Beeding	Steyning and Henfield	1	0	0	0	0	1
Watersfield	Storrington and Pulborough	0	0	3	3	3	9
Total – Billingshurst Sub Area		1	0	2	0	0	3
Total - Horsham Sub Area		3	0	10	4	6	23
Total – Southwater Sub Area		3	2	9	5	5	24
Total - Steyning and Henfield Sub Area		3	1	2	0	0	6
Total - Storrington and Pulborough Sub Area		1	0	8	4	3	16
Total - Horsham District		11	3	31	13	14	72

- 3.5.9 Consultations were undertaken with 41 out of 54 football clubs (76%) and all remaining demand data was obtained from The FA Whole Game System. Clubs were asked of any latent demand that may be converted into actual demand – 72 teams in total were identified in addition to the teams generated by future population growth. The sub areas of Horsham and Southwater have the highest amount of latent demand – 23 teams and 24 teams respectively.
- 3.5.10 The additional demand, both from population growth and the conversion of latent demand, will be considered as part of the future capacity analysis in the following sections.

3.6 Supply and Demand Balance

- 3.6.1 This section presents the supply and demand balance findings for grass football pitches (both for current and future analyses) for the study.
- 3.6.2 The pitch balance figures (i.e. the relationship between supply and demand) have been calculated using the capacity and pitch quality ratings, with further detail provided in Technical Appendix A – Football Analysis.
- 3.6.3 Table 3.13 provides the supply and demand analysis for all grass football provision in Horsham District. The table belows includes five different levels of analysis, which are repeated for each of the sub-areas in the following sections. These analyses include different levels of supply and demand, to test the impact of potential changes over the lifetime of the strategy. For example, analysis 2 and 5 only take into consideration sites that are secured for community use in 2018 and 2031 respectively.

Table 3.13: Overall football supply and demand for Horsham District

Balance per Pitch Type	Adult	Youth 11v11	Youth 9v9	Mini 7v7	Mini 5v5	Total
Analysis 1 - Sites that are secured for community use (2018)						
Total supply	82	32	21	48	6	189
Total demand	35	40	19.5	20	14	128.5
Balance	47	-8	1.5	28	-8	60.5
Analysis 2 - Sites that are available to the community (2018)						
Total supply	95	32	28	70	14	239
Total demand	35	40	19.5	20	14	128.5
Balance	60	-8	8.5	50	0	110.5
Analysis 3 - All sites included in supply and demand analysis (2018)						
Total supply	106	67	35	128	46	382
Total demand	35	40	19.5	20	14	128.5
Balance	71	27	15.5	108	32	253.5
Analysis 4 - Future analysis for all secured sites (2031)						
Total supply	82	32	21	48	6	189
Total demand	44	58.5	27.5	24.25	16.25	170.5
Balance	38	-26.5	-6.5	23.75	-10.25	18.5
Analysis 5 - Future Analysis for all sites available to the community (2031)						
Total supply	95	32	28	70	14	239
Total demand	44	58.5	27.5	24.25	16.25	170.5
Balance	51	-26.5	0.5	45.75	-2.25	68.5

- 3.6.4 Overall for the District, there are enough secured community use sites to meet current and future demand for Adult football pitches and Mini Soccer 7v7 pitches. However, there is a future need for pitches to accommodate additional football use on Youth 11v11 (27 match equivalents per week), Youth 9v9 (6.5 matches) and Mini 5v5 (10 matches).
- 3.6.5 Tables 3.14 to 3.18 shows the supply and demand for each sub area. The Billingshurst Sub Area has a sufficient number of pitches to meet current and future demand for Mini Soccer (5v5 and 7v7), as well as current demand for Adult and Youth 11v11 football pitches. However, by 2031 there is expected to be an operating balance of 1.5 match equivalents per week over-capacity for Adult pitches, 1 match over-capacity for Youth 11v11 pitches and 1.5 matches over-capacity for Youth 9v9 pitches.

- 3.6.6 The Horsham Sub Area, is significantly over-capacity on Youth 11v11 football pitches. When considering sites with secured community only, there is a balance of 17.5 match equivalents per week over-capacity on Youth 11v11 pitches in 2018, which rises to 24.75 matches per week over-capacity by 2031. There is enough of the remaining pitch types to service current demand, however by 2031 there is expected to be a need for 3.5 matches per week on Youth 9v9 and 5.5 matches on Mini 5v5 pitches. Adult pitches and Mini 7v7 pitches are currently under-capacity and expected to still be under-capacity in the Sub Area by 2031.
- 3.6.7 The Southwater Sub Area has similar balance scores to that of Horsham sub area – Adult and Mini 7v7 pitches are operating under-capacity both now and in the future. However, Youth 11v11, Youth 9v9 and Mini 5v5 pitches are expected to be operating over-capacity by 4.5 to 5.5 match equivalents per week by 2031.

Table 3.14: Overall football supply and demand for the Billingshurst Sub Area

Balance per Pitch Type	Adult	Youth 11v11	Youth 9v9	Mini 7v7	Mini 5v5	Total
Analysis 1 - Sites that are secured for community use (2018)						
Total supply	9	4	2	12	4	31
Total demand	8.5	3.5	3.5	2.5	2	20
Balance	0.5	0.5	-1.5	9.5	2	11
Analysis 2 - Sites that are available to the community (2018)						
Total supply	9	4	2	14	4	33
Total demand	8.5	3.5	3.5	2.5	2	20
Balance	0.5	0.5	-1.5	11.5	2	13
Analysis 3 - All sites included in supply and demand analysis (2018)						
Total supply	14	7	3	18	4	46
Total demand	8.5	3.5	3.5	2.5	2	20
Balance	5.5	3.5	-0.5	15.5	2	26
Analysis 4 - Future analysis for all secured sites (2031)						
Total supply	9	4	2	12	4	31
Total demand	9.5	5	3.5	2.5	2	22.5
Balance	-0.5	-1	-1.5	9.5	2	8.5
Analysis 5 - Future Analysis for all sites available to the community (2031)						
Total supply	9	4	2	14	4	33
Total demand	8.5	5	3.5	2.5	2	22.5
Balance	-0.5	-1	-1.5	11.5	2	10.5

Table 3.15: Overall football supply and demand for the Horsham Sub Area

Balance per Pitch Type	Adult	Youth 11v11	Youth 9v9	Mini 7v7	Mini 5v5	Total
Analysis 1 - Sites that are secured for community use (2018)						
Total supply	35	9	7	12	2	65
Total demand	13	26.5	8.5	8	6	62
Balance	22	-17.5	-1.5	4	-4	3
Analysis 2 - Sites that are available to the community (2018)						
Total supply	44	9	12	32	6	103
Total demand	13	26.5	8.5	8	6	62
Balance	31	-17.5	3.5	24	0	41
Analysis 3- All sites included in supply and demand analysis (2018)						
Total supply	50	25	14	50	8	147
Total demand	13	26.5	8.5	8	6	62
Balance	37	-1.5	5.5	42	2	85
Analysis 4 - Future analysis for all secured sites (2031)						
Total supply	35	9	7	12	2	65
Total demand	15.25	33.75	10.5	9.5	7.5	76.5
Balance	19.75	-24.75	-3.5	2.5	-5.5	-11.5
Analysis 5 - Future Analysis for all sites available to the community (2031)						
Total supply	44	9	12	32	6	103
Total demand	15.25	33.75	10.5	9.5	7.5	76.5
Balance	28.75	-24.75	1.5	22.5	-1.5	26.5

Table 3.16: Overall football supply and demand for the Southwater Sub Area

Balance per Pitch Type	Adult	Youth 11v11	Youth 9v9	Mini 7v7	Mini 5v5	Total
Analysis 1 - Sites that are secured for community use (2018)						
Total supply	12	0	2	12	0	26
Total demand	3.5	4	3	3	2	15.5
Balance	8.5	-4	-1	9	-2	10.5
Analysis 2 - Sites that are available to the community (2018)						
Total supply	16	0	4	12	4	36
Total demand	3.5	4	3	3	2	15.5
Balance	12.5	-4	1	9	2	20.5
Analysis 3 - All sites included in supply and demand analysis (2018)						
Total supply	16	16	4	46	34	116
Total demand	3.5	4	3	3	2	15.5
Balance	12.5	12	1	43	32	100.5
Analysis 4 - Future analysis for all secured sites (2031)						
Total supply	12	0	2	12	0	26
Total demand	5.25	5.25	7.5	5.5	4.5	28
Balance	6.75	-5.25	-5.5	6.5	-4.5	-2
Analysis 5 - Future Analysis for all sites available to the community (2031)						
Total supply	16	0	4	12	4	36

Balance per Pitch Type	Adult	Youth 11v11	Youth 9v9	Mini 7v7	Mini 5v5	Total
Total demand	5.25	5.25	7.5	5.5	4.5	28
Balance	10.75	-5.25	-3.5	6.5	-0.5	8

Table 3.17: Overall football supply and demand for the Steyning and Henfield Sub Area

Balance per Pitch Type	Adult	Youth 11v11	Youth 9v9	Mini 7v7	Mini 5v5	Total
Analysis 1 - Sites that are secured for community use (2018)						
Total supply	12	6	8	12	0	38
Total demand	4	3	1.5	3	2	13.5
Balance	8	3	6.5	9	-2	24.5
Analysis 2 - Sites that are available to the community (2018)						
Total supply	12	6	8	12	0	38
Total demand	4	3	1.5	3	2	13.5
Balance	8	3	6.5	9	-2	24.5
Analysis 3 - All sites included in supply and demand analysis (2018)						
Total supply	12	6	12	12	0	42
Total demand	4	3	1.5	3	2	13.5
Balance	8	3	10.5	9	-2	28.5
Analysis 4 - Future analysis for all secured sites (2031)						
Total supply	12	6	8	12	0	38
Total demand	6	4	2.5	3	2	17.5
Balance	6	2	5.5	9	-2	20.5
Analysis 5 - Future Analysis for all sites available to the community (2031)						
Total supply	12	6	8	12	0	38
Total demand	6	4	2.5	3	2	17.5
Balance	6	2	5.5	9	-2	20.5

Table 3.18: Overall football supply and demand for the Storrington and Pulborough Sub Area

Balance per Pitch Type	Adult	Youth 11v11	Youth 9v9	Mini 7v7	Mini 5v5	Total
Analysis 1 - Sites that are secured for community use (2018)						
Total supply	14	13	2	0	0	29
Total demand	5	3	3	3.5	2	16.5
Balance	9	10	-1	-3.5	-2	12.5
Analysis 2 - Sites that are available to the community (2018)						
Total supply	14	13	2	0	0	29
Total demand	5	3	3	3.5	2	16.5
Balance	9	10	-1	-3.5	-2	12.5
Analysis 3 - All sites included in supply and demand analysis (2018)						
Total supply	14	13	2	2	0	31
Total demand	5	3	3	3.5	2	16.5

Balance per Pitch Type	Adult	Youth 11v11	Youth 9v9	Mini 7v7	Mini 5v5	Total
Balance	9	10	-1	-1.5	-2	14.5
Analysis 4 - Future analysis for all secured sites (2031)						
Total supply	14	13	2	0	0	29
Total demand	5.75	7.25	5	4.25	2.75	25
Balance	8.25	5.75	-3	-4.25	-2.75	4
Analysis 5 - Future Analysis for all sites available to the community (2031)						
Total supply	14	13	2	0	0	29
Total demand	5.75	7.25	5	4.25	2.75	25
Balance	8.25	5.75	-3	-4.25	-2.75	4

3.7 Peak Time Analysis

- 3.7.1 In line with the 2013 Sport England PPS guidance, this study has considered the total supply and demand for facilities, measured in match equivalents per week.
- 3.7.2 While this is a valuable measure of whether or not pitches are at capacity, underplayed or overplayed, the patterns of demand should also be considered when assessing whether there are sufficient facilities across the Local Authority.
- 3.7.3 With this in mind, this section undertakes a peak time capacity analysis, to assess whether there are sufficient facilities during the periods that the greatest proportion of the population like to play football.
- 3.7.4 This will indicate whether there are enough pitches to satisfy the demand where a large amount of football is played at the same time (e.g. are there enough Adult 11v11 pitches so that all adult's teams can to play on Saturday afternoons)
- 3.7.5 The following peak times for each pitch type have been developed using data collected during the demand consultations with clubs and the Whole Game System FA report.
- Adult peak demand is Saturday PM
 - Youth 11v11 peak demand is Sunday PM
 - Youth 9v9 peak demand is Sunday PM
 - Mini Soccer 7v7 peak demand is Sunday AM
 - Mini Soccer 5v5 peak demand is Sunday AM
- 3.7.6 A full methodology for calculating peak time capacity can be found in Appendix A
- 3.7.7 Table 3.19 provides an analysis of all sites across the local authority where formal football demand has been identified. For all relevant sites, it has been identified whether there is spare capacity during the peak period (highlighted green).
- 3.7.8 It should be noted that where sites are at an overall deficit of capacity (highlighted red), it is assumed that there is no spare capacity during the peak period. It has also been assumed that all sites that are currently available for community use but have no formal demand identified, there will be spare capacity at the peak period. Conversely, all sites

that are not available for community use are assumed to have no spare capacity at the period of peak demand.

Table 3.19: Spare Peak Time Capacity for Football

Site	Adult 11v11	Yth 11v11	Yth 9v9	Mini 7v7	Mini 5v5
Alban Head Playing Field	No spare capacity at peak times	No spare capacity at peak times	No spare capacity at peak times	No spare capacity at peak times	No spare capacity at peak times
Ashington Community Centre	0.5	0.5	No spare capacity at peak times	No spare capacity at peak times	No spare capacity at peak times
Barns Green Village Green	No spare capacity at peak times	No spare capacity at peak times	No spare capacity at peak times	No spare capacity at peak times	No spare capacity at peak times
Beech Road	1	No spare capacity at peak times	No spare capacity at peak times	No spare capacity at peak times	No spare capacity at peak times
Bennetts Field Recreation Ground	No spare capacity at peak times	No spare capacity at peak times	No spare capacity at peak times	No spare capacity at peak times	No spare capacity at peak times
Bluecoats Sports Health and Fitness Club	No spare capacity at peak times	3.5	No spare capacity at peak times	4	3
Broadbridge Heath Leisure Centre	No spare capacity at peak times	No spare capacity at peak times	No spare capacity at peak times	No spare capacity at peak times	No spare capacity at peak times
Chennells Brook	0.5	No spare capacity at peak times	No spare capacity at peak times	No spare capacity at peak times	No spare capacity at peak times
The College of Richard Collyer	No spare capacity at peak times	0.5	No spare capacity at peak times	No spare capacity at peak times	No spare capacity at peak times
Cowfold Playing Field	0.5	No spare capacity at peak times	No spare capacity at peak times	0.5	No spare capacity at peak times
Dragons Green Playing Field	No spare capacity at peak times	1	No spare capacity at peak times	1	No spare capacity at peak times
Dutchells Copse	No spare capacity at peak times	No spare capacity at peak times	No spare capacity at peak times	No spare capacity at peak times	No spare capacity at peak times
Greenway Academy	No spare capacity at peak times	No spare capacity at peak times	0.5	No spare capacity at peak times	No spare capacity at peak times
Heron Way Primary School	No spare capacity at peak times	No spare capacity at peak times	0.5	No spare capacity at peak times	No spare capacity at peak times
Hills Farm Lane	No spare capacity at peak times	0.5	No spare capacity at peak times	No spare capacity at peak times	No spare capacity at peak times

Site	Adult 11v11	Yth 11v11	Yth 9v9	Mini 7v7	Mini 5v5
Horsham Park	No spare capacity at peak times	No spare capacity at peak times	No spare capacity at peak times	No spare capacity at peak times	No spare capacity at peak times
Jolesfield Common	1	No spare capacity at peak times	No spare capacity at peak times	0.5	No spare capacity at peak times
Jubilee Fields	No spare capacity at peak times	No spare capacity at peak times	No spare capacity at peak times	1	No spare capacity at peak times
King George V Playing Field (Rudgwick)	No spare capacity at peak times	No spare capacity at peak times	No spare capacity at peak times	No spare capacity at peak times	No spare capacity at peak times
King George V Playing Field (Partridge Green)	No spare capacity at peak times	No spare capacity at peak times	No spare capacity at peak times	No spare capacity at peak times	No spare capacity at peak times
Kingsfield (Henfield Leisure Centre)	No spare capacity at peak times	No spare capacity at peak times	No spare capacity at peak times	1	No spare capacity at peak times
Leechpool Lane School	No spare capacity at peak times	No spare capacity at peak times	No spare capacity at peak times	No spare capacity at peak times	No spare capacity at peak times
Lower Beeding Association Playing Fields	1	No spare capacity at peak times	No spare capacity at peak times	1	No spare capacity at peak times
Millais School	No spare capacity at peak times	No spare capacity at peak times	1	0.5	1
Needles Recreation Ground	1	No spare capacity at peak times	No spare capacity at peak times	No spare capacity at peak times	No spare capacity at peak times
Phillips Playing Fields	1	No spare capacity at peak times	1	No spare capacity at peak times	1
Pondtail Close	No spare capacity at peak times	No spare capacity at peak times	0.5	No spare capacity at peak times	No spare capacity at peak times
Pulborough Recreation Ground	1	No spare capacity at peak times	No spare capacity at peak times	No spare capacity at peak times	No spare capacity at peak times
Redford Avenue Recreation Ground	1	No spare capacity at peak times	No spare capacity at peak times	No spare capacity at peak times	No spare capacity at peak times
Roffey Recreation Ground	No spare capacity at peak times	No spare capacity at peak times	No spare capacity at peak times	No spare capacity at peak times	No spare capacity at peak times

Site	Adult 11v11	Yth 11v11	Yth 9v9	Mini 7v7	Mini 5v5
Roffey Social & Sports Club	1	No spare capacity at peak times	No spare capacity at peak times	No spare capacity at peak times	No spare capacity at peak times
Rothery Field	1	No spare capacity at peak times	No spare capacity at peak times	No spare capacity at peak times	No spare capacity at peak times
Shooting Field	No spare capacity at peak times	No spare capacity at peak times	No spare capacity at peak times	No spare capacity at peak times	No spare capacity at peak times
Slinfold Football Club	No formal pitches marked out at time of assessment				
Southwater Leisure Centre	No spare capacity at peak times	No spare capacity at peak times	No spare capacity at peak times	No spare capacity at peak times	No spare capacity at peak times
Steyning Grammar School, Rocks Road	2	No spare capacity at peak times	1	No spare capacity at peak times	No spare capacity at peak times
Storrington Recreation Ground	No spare capacity at peak times	4	1	No spare capacity at peak times	No spare capacity at peak times
Sussex Football Academy / Faygate Playing Fields	0.5	No spare capacity at peak times	No spare capacity at peak times	0.5	0.5
The Blackstone Academy Ground	No spare capacity at peak times	1	1	No spare capacity at peak times	No spare capacity at peak times
The Forest School	No spare capacity at peak times	No spare capacity at peak times	No spare capacity at peak times	No spare capacity at peak times	No spare capacity at peak times
The Holbrook Club	No spare capacity at peak times	No spare capacity at peak times	No spare capacity at peak times	No spare capacity at peak times	No spare capacity at peak times
The Rydon Community College	Site closed in August 2017 and transferred to Steyning Grammar School. At time of visit it was unsure what type of pitches would be provided				
Upper Beeding Recreation Ground	No spare capacity at peak times	No spare capacity at peak times	No spare capacity at peak times	No spare capacity at peak times	No spare capacity at peak times
Victory Road Recreation Ground	0.5	No spare capacity at peak times	No spare capacity at peak times	No spare capacity at peak times	No spare capacity at peak times
Village Centre Recreation Ground	No spare capacity at peak times	No spare capacity at peak times	No spare capacity at peak times	0.5	No spare capacity at peak times

Site	Adult 11v11	Yth 11v11	Yth 9v9	Mini 7v7	Mini 5v5
Warnham Football Pitch	No pitch present at time of assessment				
Washington Recreation Ground	No formal pitches marked out at time of assessment				
West Chiltington Recreation Ground	No spare capacity at peak times	No spare capacity at peak times	No spare capacity at peak times	No spare capacity at peak times	No spare capacity at peak times

3.7.9 Table 3.19 illustrates that there is spare capacity at peak times across the majority of football pitch sites when considering all sites in the District that are available for community use. There is spare capacity at 13.5 Adult pitches, 11 Youth 11v11 pitches, 6.5 Youth 9v9 pitches, 10.5 7v7 Mini Soccer pitches and 5.5 5v5 Mini Soccer pitches.

3.8 Artificial Grass Pitches (AGP's) for Football

- 3.8.1 There are three surface types that fall into the category of Artificial Grass Pitches (AGP); rubber crumb (3G), sand-based (filled or dressed) and water based.
- 3.8.2 The FA considers high quality 3G pitches as essential in promoting coach and player development across all age groups. These pitches can support intensive use and as such are valuable assets for both playing and training. Primarily, such facilities have been installed for community use and training however they are increasingly used for competition, which the FA wholly supports providing the pitch has been appropriately tested and is on the FA 3G pitch register. The FA's long-term ambition is to provide every affiliated team in England with the opportunity to train once a week on a floodlit 3G surface together with priority access for Charter Standard Community Clubs through a partnership agreement.
- 3.8.3 The FA has adopted the use of 3G pitches across all its competitions and incorporated this into the standard code of rules. This decision was taken due to the significant advances that have been made to the development of 3G Football Turf (FT) and the adoption of these surfaces by professional leagues throughout Europe and by both UEFA and FIFA for major competitions.
- 3.8.4 Competitive affiliated football can take place on 3G surfaces that have been tested to FA standards and is on the FA 3G Football Turf Pitch Register. All football training can take place on sand and water-based surfaces but a 3G surface is preferred.

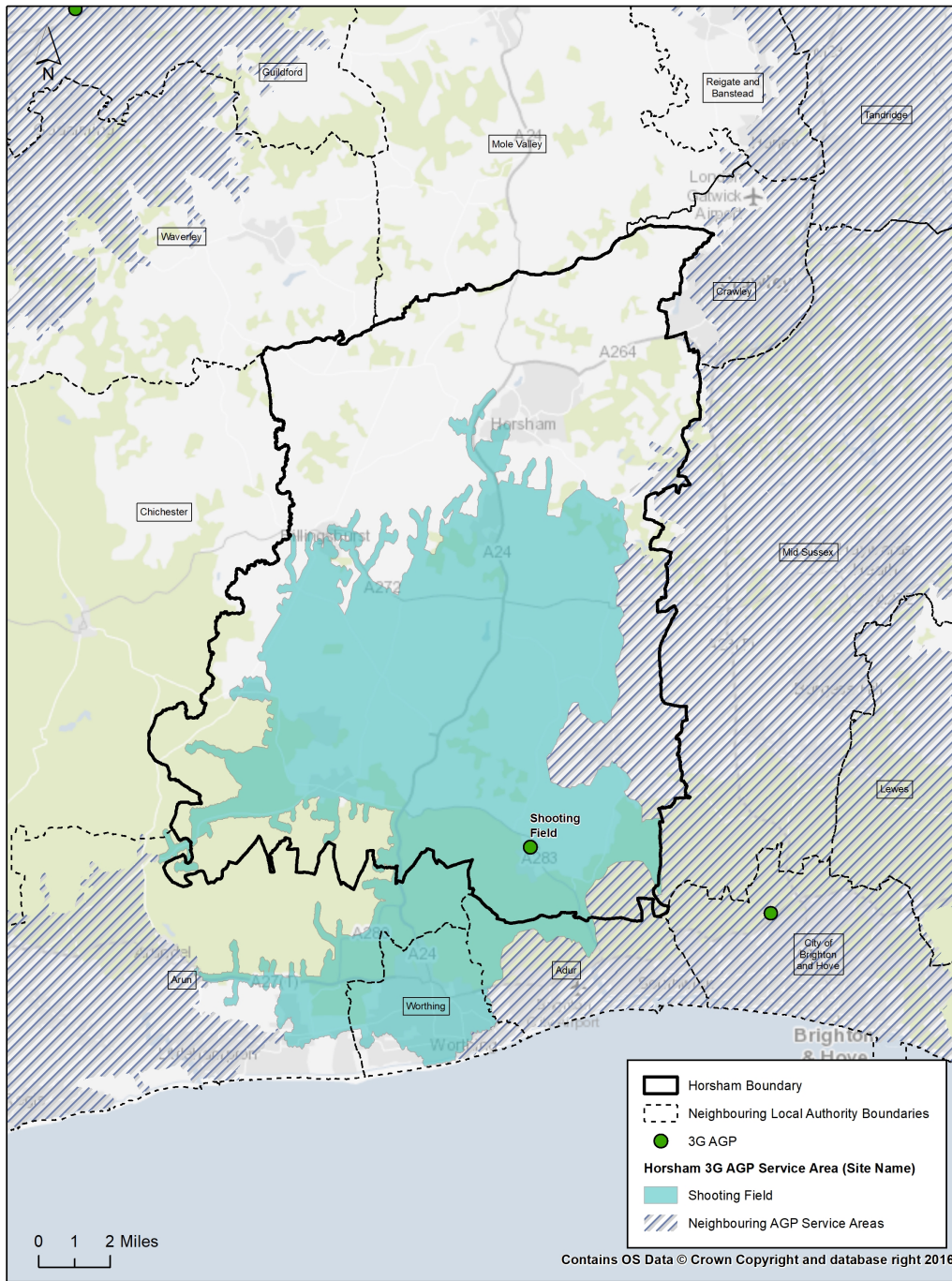
CURRENT SUPPLY AND DEMAND BALANCE – ARTIFICIAL GRASS PITCHES

- 3.8.5 As part of the FA National Game Strategy, the Football Association have identified a strategic objective to ensure that all teams playing competitive football have access to a floodlit 3G AGP to train on at least once a week. To do this, FA calculations show that a full size 3G AGP (available for community use at peak times) is required for every 42

teams, which will allow the required training and match play slots, as well as providing suitable supply at peak times (weekday evenings and weekends).

- 3.8.6 Using the demand data for the District, 283 teams have been identified as playing within Horsham District. Using the FA's suggested ratio of 1:42, this demonstrates the need for 6.7 full sized 3G AGP's, which it is suggested should be rounded up to seven to allow for a small comfort factor and for future growth in demand.
- 3.8.7 Stage B data for the project identifies one full sized 3G AGP facility within the study area, at Shooting Field, and three small sized facilities at The Holbrook Club and Windlesham House School.
- 3.8.8 Figure 3.2 overleaf shows a 20-minute drive time catchment area of the 3G AGP at Shooting Field. There is a gap in provision in the north of the District and it is therefore recommended that additional facilities are sought, to satisfy the demand of both informal/unaffiliated football and for demand from clubs that are affiliated to the FA.

Figure 3.2 – Full-sized 3G AGP in Horsham District – catchment areas



Full Size 3G AGP sites with community use availability service areas in Horsham (up to 20 minutes drive time)



FUTURE SUPPLY AND DEMAND BALANCE – ARTIFICIAL GRASS PITCHES

3.8.9 To understand the projected level of demand for 3G AGP’s in Horsham District across the lifetime of the project, the same ratio of 1:42 has been used, as well as the additional 81 teams identified in the TGR and latent demand calculations.

3.8.10 Using these updated parameters, it is projected that nine full sized 3G AGP's will be required to be accessible to the community by 2031 in Horsham District.

MEETING THE CURRENT AND FUTURE DEMAND FOR 3G AGP FACILITIES ACROSS HORSHAM

3.8.11 A key objective for The FA is to maximise the use of 3G pitches for competitive football match play. This will increase the quality of provision, reduce the number of cancellations and help to address future demand. Affordable pricing policy that includes match-based charges in line with grass pitches should be a consideration.

3.8.12 When selecting the sites that are appropriate for 3G AGP development, sites should have the following characteristics;

- Be available for significant use by local community clubs
- Have good access and ancillary facilities to service the pitch(es)
- Be financially sustainable
- Able to be maximised for training and match play provision during peak time
- Be well positioned to deliver wider football development programmes, including coach education and a recreational football offer, using spare off-peak capacity to deliver this

3.9 Strategic sites for Protection, Enhancement and Provision

3.9.1 Based on the evidence collated in the PPS for football pitch provision, it can be concluded that there are certain football facilities across the study area that are recorded as high value sites, for a number of reasons.

3.9.2 Table 3.20 provides a justification for how each of the sites, where football is currently available to the community, should be Protected, Enhanced or Provided for. Where it is recommended that a site is not required for community use football, this will also be explained in the table.

3.9.3 To confirm the sites that have spare capacity or a deficit, the site-by-site analysis in this section will provide a total balance per site to illustrate the sites that need investment either to improve the quality of pitches (and therefore carrying capacity), as well as the sites that need a greater number of grass pitches in order to satisfy demand. This will be shown in the 'capacity for community use' column.

Table 3.20: Site-by-site analysis for football sites in Horsham

Site Name	Sub-area	Pitch supply	Community use on site	Capacity balance for community use (grass pitches only)	Justification for Protection (PR), Enhancement (E) or Provision (PV)	
Alban Head Playing Field	Storrington and Pulborough	1x Adult Football	Available/Secured	0.5	PR	This site should be protected as playing pitches in the Local Plan. The site is used by Storrington Community Football Club and Watersfield FC on a regular basis.
					E	The pitch at this site was identified as standard quality, which is operating under-capacity. Therefore, no enhancements are recommended at this site.
					PV	No further provision has been identified as being required as part of this study.
All Saints' Church of England (Aided) Primary School	Horsham	1x 7v7 Mini Soccer	Not Available	N/A – not available for community use	PR	This site should be protected as playing pitches in the Local Plan. The site is not available to the community but it is used by the school for matches, training, physical education and other activity.
					E	Pitches at the site were identified as poor quality and an improved maintenance regime is recommended
					PV	No further provision has been identified as being required as part of this study.
Ashington Community Centre	Storrington and Pulborough	1x Adult Football 1x Youth 11v11	Available/Secured	2	PR	This site should be protected as playing pitches in the Local Plan. The site is used by Ashington Cougars FC on a regular basis.
					E	The pitches at this site were identified as good quality, which are operating under-capacity. Therefore, no enhancements are recommended at this site.
					PV	No further provision has been identified as being required as part of this study.

Site Name	Sub-area	Pitch supply	Community use on site	Capacity balance for community use (grass pitches only)	Justification for Protection (PR), Enhancement (E) or Provision (PV)	
Ashurst Recreation Ground	Steyning and Henfield	1x Adult Football	Available/Secured	No formal club demand recorded at the site as part of this study	PR	The site is available to the community but not currently used by any football clubs.
					E	No demand was identified for the standard quality Adult football pitch at this site. The Adult pitches in this sub area are under-capacity and therefore this pitch should be converted to Mini Soccer 5v5 pitches, which has a small amount of over-capacity.
					PV	No further provision has been identified as being required as part of this study.
Barns Green Village Green	Billingshurst	1x Adult Football	Available/Secured	1	PR	This site should be protected as playing pitches in the Local Plan. The site is used by Barns Green FC on a regular basis.
					E	The pitch at this site was identified as standard quality, which is operating under-capacity. Therefore, no enhancements are recommended at this site.
					PV	No further provision has been identified as being required as part of this study.
Beech Road	Horsham	1x Adult Football	Available/Secured	-5	PR	The site has one Adult standard quality football pitch. The car park is adequate, but there is are no changing facilities. The pitch is used by Loxwood FC and Roffey Robins FC, which has 12 and 13 Youth/Mini Soccer teams, and therefore is operating over-capacity by five match equivalents per week.
					E	It is recommended that the Adult-sized pitch at this site be converted into Youth and Mini Soccer pitches, in order to meet the needs of the clubs. The drainage and maintenance of the pitches should be improved to increase the carrying capacity of the pitches.

Site Name	Sub-area	Pitch supply	Community use on site	Capacity balance for community use (grass pitches only)	Justification for Protection (PR), Enhancement (E) or Provision (PV)	
					PV	No further provision has been identified as being required as part of this study.
Bennetts Field Recreation Ground	Horsham	1x Adult Football 1x Youth 11v11	Available/Secured	1.5	PR	This site should be protected as playing pitches in the Local Plan. The site is used by Heron Olympic FC and Horsham Baptists & Ambassadors FC on a regular basis.
					E	The pitches at this site were identified as standard quality, which are operating under-capacity. Therefore, no enhancements are recommended at this site.
					PV	No further provision has been identified as being required as part of this study.
Billingshurst Primary School	Billingshurst	1x 7v7 Mini Soccer	Available/Unsecured	No formal club demand recorded at the site as part of this study	PR	This site should be protected as playing pitches in the Local Plan. The site is available to the community but not currently used by any football clubs. It is used by the school for matches, training, physical education and other activity.
					E	Pitches at the site were identified as of poor condition and an improved maintenance regime is recommended
					PV	No further provision has been identified as being required as part of this study.
Bluecoats Sports Health and Fitness Club	Southwater	4x Youth 11v11 5x 7v7 Mini Soccer 4x 5v5 Mini Soccer	Not Available	N/A – not available for community use	PR	This site should be protected as playing pitches in the Local Plan. The site is not available to the community but it is used by the school for matches, training, physical education and other activity.
					E	Pitches at the site were identified as good quality and no enhancements are required. In the Southwater Sub Area, Youth 11v11, Youth 9v9 and Mini 5v5 pitches are expected to

Site Name	Sub-area	Pitch supply	Community use on site	Capacity balance for community use (grass pitches only)	Justification for Protection (PR), Enhancement (E) or Provision (PV)	
						be operating over-capacity by 4.5 to 5.5 match equivalents per week by 2031. It is therefore recommended that future use of these pitches by community clubs is investigated.
					PV	No further provision has been identified as being required as part of this study.
Broadbridge Heath Leisure Centre	Horsham	1x Adult Football	Available/Unsecured	1.5	PR	This site should be protected as playing pitches in the Local Plan. Broadbridge Heath Youth FC has 12 Youth and Mini Soccer teams that use pitches at this site on a regular basis.
					E	This site has unsecured community access and therefore formal security of tenure for community use of the site should be obtained.
					PV	No further provision has been identified as being required as part of this study.
Broadbridge Heath Village Centre	Horsham	1x Adult Football 1x Mini 7v7	Available/Secured	1.5	PR	This site should be protected as playing pitches in the Local Plan. The site is used by Broadbridge Heath FC on a regular basis.
					E	The pitches at this site were identified as standard quality, which are operating under-capacity. Therefore, no enhancements are recommended at this site.
					PV	No further provision has been identified as being required as part of this study.
Broadwood Recreation Ground	Horsham	1x Youth 11v11	Available/Secured	No formal club demand	PR	This site should be protected as playing pitches in the Local Plan. The site is available for community use, but no demand was recorded as part of this study.

Site Name	Sub-area	Pitch supply	Community use on site	Capacity balance for community use (grass pitches only)	Justification for Protection (PR), Enhancement (E) or Provision (PV)	
		1x 7v7 Mini Soccer		recorded at the site as part of this study	E	The pitches at this site were identified as standard quality. Therefore, no enhancements are recommended at this site.
					PV	No further provision has been identified as being required as part of this study.
Castlewood Primary School	Southwater	Unknown	Unavailable	N/A – not available for community use	PR	This site should be protected as playing pitches in the Local Plan. The site is not available to the community but it is used by the school for matches, training, physical education and other activity.
					E	No enhancements are recommended at this site.
					PV	No further provision has been identified as being required as part of this study.
Chennells Brook	Horsham	2x Adult Football	Available/Secured	2.5	PR	This site should be protected as playing pitches in the Local Plan. The site is used by Roffey FC on a regular basis.
					E	The pitches at this site were identified as standard quality, which are operating under-capacity. Therefore, no enhancements are recommended at this site.
					PV	No further provision has been identified as being required as part of this study.
Colegate Primary School	Horsham	Unknown	Unavailable	N/A – not available for	PR	This site should be protected as playing pitches in the Local Plan. The site is not available to the community but it is used by the school for matches, training, physical education and other activity.

Site Name	Sub-area	Pitch supply	Community use on site	Capacity balance for community use (grass pitches only)	Justification for Protection (PR), Enhancement (E) or Provision (PV)	
				community use	E	No enhancements are recommended at this site.
					PV	No further provision has been identified as being required as part of this study.
Cowfold Playing Field	Southwater	1x Adult Football 1x 7v7 Mini Soccer	Available/Secured	5	PR	This site should be protected as playing pitches in the Local Plan. The site is used by Cowfold AC FC and Lower Beeding & Handcross Juniors FC on a regular basis.
					E	The pitches at this site were identified as standard quality, which are operating under-capacity. Therefore, no enhancements are recommended at this site.
					PV	No further provision has been identified as being required as part of this study.
Dalesdown Camping & Conference Centre	Southwater	1x Adult Football	Available/Secured	No formal club demand recorded at the site as part of this study	PR	This site should be protected as playing pitches in the Local Plan. The site is available to the community but not currently used by any football clubs.
					E	In the Southwater Sub Area, Adult pitches are operating under-capacity. However, Youth 11v11, Youth 9v9 and Mini 5v5 pitches are expected to be operating over-capacity by 4.5 to 5.5 match equivalents per week by 2031. The Adult pitch at this site should be converted into a pitch size that is required by local clubs.
					PV	No further provision has been identified as being required as part of this study.

Site Name	Sub-area	Pitch supply	Community use on site	Capacity balance for community use (grass pitches only)	Justification for Protection (PR), Enhancement (E) or Provision (PV)	
Dragons Green Playing Field	Billingshurst	1x Adult Football 1x Youth 11v11	Available/Secured	6.5	PR	This site should be protected as playing pitches in the Local Plan. The site is used by Hills Farm Lane FC and TD Shipley FC on a regular basis.
					E	The pitches at this site were identified as standard quality, which are operating under-capacity. Therefore, no enhancements are recommended at this site.
					PV	No further provision has been identified as being required as part of this study.
Dutchells Copse	Horsham	2x Adult Football	Available/Unsecured	1.5	PR	This site should be protected as playing pitches in the Local Plan. The site is used by Horsham Crusaders FC and Horsham Olympic FC on a regular basis.
					E	The pitches at this site were identified as standard quality, which are operating under-capacity. Therefore, no enhancements are recommended at this site.
					PV	No further provision has been identified as being required as part of this study.
Farlington School	Billingshurst	1x Sand Based AGP	Not available/Unsecured	N/A – not available for community use	PR	This site should be protected as playing pitches in the Local Plan. The site is not available to the community but it is used by the school for matches, training, physical education and other activity.
					E	No enhancements are recommended at this site.
					PV	No further provision has been identified as being required as part of this study.

Site Name	Sub-area	Pitch supply	Community use on site	Capacity balance for community use (grass pitches only)	Justification for Protection (PR), Enhancement (E) or Provision (PV)	
Greenway Academy	Horsham	1x Youth 9v9 1x Mini 7v7	Available/Unsecured	1	PR	This site should be protected as playing pitches in the Local Plan. The site is available to the community and is used by the academy for matches, training, physical education and other activity.
					E	Pitches at the site were identified as of poor condition and an improved maintenance regime is recommended.
					PV	No further provision has been identified as being required as part of this study.
Heron Way Primary School	Horsham	1x Youth 9v9 1x Mini 7v7	Available/Unsecured	3.5	PR	This site should be protected as playing pitches in the Local Plan. The site is used by Heron Way Football Club on a regular basis.
					E	The pitches at this site were identified as standard quality, which are operating under-capacity. Therefore, no pitch enhancements are recommended at this site. The use of the site is unsecured and therefore the Club should be supported in obtaining a formal community use agreement.
					PV	No further provision has been identified as being required as part of this study.
Hills Farm Lane	Horsham	2x Youth 11v11 1x Mini 7v7	Available/Secured	-0.5	PR	This site should be protected as playing pitches in the Local Plan. Horsham Tigers FC use the pitches at peak times for its nine teams (U7 to U16) and has plans to increase in team numbers in the coming years.
					E	The two Youth 11v11 and one Mini Soccer 7v7 pitches at this site are of poor quality. The site is operating over-capacity, by 0.5 match equivalents per week, and therefore improvement

Site Name	Sub-area	Pitch supply	Community use on site	Capacity balance for community use (grass pitches only)	Justification for Protection (PR), Enhancement (E) or Provision (PV)	
						to the pitch drainage and maintenance is required to increase the carrying capacity of the pitches.
					PV	No further provision has been identified as being required as part of this study.
Holbrook Primary School	Horsham	1x Mini 7v7	Available/Unsecured	No formal club demand recorded at the site as part of this study	PR	This site should be protected as playing pitches in the Local Plan. The site is not available to the community but is used by the school for matches, training, physical education and other activity.
					E	Pitches at the site were identified as of poor condition and an improved maintenance regime is recommended.
					PV	No further provision has been identified as being required as part of this study.
Horsham Park	Horsham	4x Adult Football 1x Youth 9v9	Available/Secured	1	PR	This site should be protected as playing pitches in the Local Plan. This site is used by Adult teams of six different clubs, as well as 15 Youth and Mini Soccer teams of Horsham Sparrows FC.
					E	The four Adult and one Youth 9v9 football pitches at this site are of standard quality and require improvement of the drainage and maintenance in order to sustain the amount of football use. The changing facilities at the Park require refurbishment to accommodate Women and Girl team use, as Horsham Sparrows FC plan to increase these team numbers.
					PV	No further provision has been identified as being required as part of this study.

Site Name	Sub-area	Pitch supply	Community use on site	Capacity balance for community use (grass pitches only)	Justification for Protection (PR), Enhancement (E) or Provision (PV)	
Horsham YMCA Football Club	Horsham	1x Adult Football	Available/Secured	0 (supply meets demand)	PR	This site should be protected as playing pitches in the Local Plan – it is the Home Ground of Horsham YMCA Football Club.
					E	Provision at this site is of good quality and therefore no enhancements are recommended as part of this study.
					PV	No further provision has been identified as being required as part of this study.
Jubilee Fields – Billingshurst FC	Billingshurst	2x Adult Football 2x Youth 11v11 2x Mini 7v7	Available/Secured	0.5	PR	This site should be protected as playing pitches in the Local Plan. It is used by Billingshurst FC at peak times.
					E	The five football pitches at this site are poor and standard quality – there is an average of 40% pitch quality. Improvement to the drainage and maintenance of these pitches is required to increase the carrying capacity in order to meet the future needs of Billingshurst FC.
					PV	The Club should be supported in its plans to utilise redundant space at the Fields for new Mini Soccer pitches. A feasibility study should also be undertaken to determine the site's suitability to accommodate a new 3G AGP at this site.
Jolesfield Common	Southwater	1x Adult Football 1x Mini 7v7	Available/Secured	-1.5	PR	This site should be protected as playing pitches in the Local Plan. At time of visit, pitches were unplayable due to extremely poor drainage. Partridge Green FC has Adult and Youth teams that would like to use the site again once the issues with drainage of the pitches have been resolved.
					E	There are no changing facilities at the site, only a storage container and small car park, which are inadequate from the Club's perspective. Pitches at the site were identified as poor

Site Name	Sub-area	Pitch supply	Community use on site	Capacity balance for community use (grass pitches only)	Justification for Protection (PR), Enhancement (E) or Provision (PV)	
						quality and an improved drainage system/maintenance regime is recommended.
					PV	No further provision has been identified as being required as part of this study.
King George V Playing Field (Rudgwick)	Billingshurst	1x Adult Football 1x Youth 9v9 1x Mini 7v7 1x Mini 5v5	Available/Secured	6	PR	This site should be protected as playing pitches in the Local Plan. The site is used by Rudgwick Juniors FC and Rudgwick Panthers FC on a regular basis.
					E	The pitches at this site were identified as standard quality, which are operating under-capacity. Therefore, no enhancements are recommended at this site.
					PV	No further provision has been identified as being required as part of this study.
King George V Playing Field (Partridge Green)	Southwater	1x Adult Football	Available/Unknown	1	PR	This site should be protected as playing pitches in the Local Plan. The site is used by Partridge Green FC, who have two adult teams.
					E	Site users have identified the maintenance of the pitch as standard, suffering from some drainage issues. An increased maintenance regime and improved drainage are required in order to increase pitch quality.
					PV	No further provision has been identified as being required as part of this study.
Kingsfield (Henfield)		1x Adult Football	Available/Secured	4	PR	This site should be protected as playing pitches in the Local Plan. The site is used by Henfield FC on a regular basis.

Site Name	Sub-area	Pitch supply	Community use on site	Capacity balance for community use (grass pitches only)	Justification for Protection (PR), Enhancement (E) or Provision (PV)	
Leisure Centre)	Steyning and Henfield	1x Mini 7v7			E	The pitches at this site were identified as standard quality, which are operating under-capacity. Therefore, no enhancements are recommended at this site.
					PV	No further provision has been identified as being required as part of this study.
Kingslea Primary School	Horsham	1x Youth 9v9	Available/Unsecured	No formal club demand recorded at the site as part of this study	PR	This site should be protected as playing pitches in the Local Plan. The site is not available to the community but is used by the school for matches, training, physical education and other activity.
					E	Pitches at the site were identified as of standard condition and an improved maintenance regime is recommended.
					PV	No further provision has been identified as being required as part of this study.
Leechpool Lane School	Horsham	1x Mini 7v7	Available/Unsecured	1.5	PR	This site should be protected as playing pitches in the Local Plan. The site is used by the school for matches, training, physical education and other activity. The site is also used by Roffey Robins FC on a regular basis.
					E	The use of Leechpool Lane School is unsecured and therefore the Club should be supported in obtaining a formal community use agreement.
					PV	No further provision has been identified as being required as part of this study.
Lower Beeding Association	Southwater	1x Adult Football 1x Mini 7v7	Available/Secured	8	PR	This site should be protected as playing pitches in the Local Plan. The site is used by Lower Beeding & Handcross Juniors on a regular basis.

Site Name	Sub-area	Pitch supply	Community use on site	Capacity balance for community use (grass pitches only)	Justification for Protection (PR), Enhancement (E) or Provision (PV)	
Playing Fields					E	The pitches at this site were identified as good quality, which are operating under-capacity. Therefore, no enhancements are recommended at this site.
					PV	No further provision has been identified as being required as part of this study.
Mackleys Recreation Ground	Steyning and Henfield	No pitch present at time of assessment	Available/Unknown	N/A - No pitch present at time of assessment	PR	No formal football provision was identified at the site in the assessment and no demand was recorded as part of the study. However, in consultation with the FA, it was stated that the site is likely to accommodate football demand in the future and it should therefore be protected as playing fields in the Local Plan.
Manor Fields Recreation Ground (Amberley FC)	Horsham	1x Adult Football	Available/Secured	0 (supply meets demand)	PR	This site should be protected as playing pitches in the Local Plan. It is the Home Ground of Amberley FC.
					E	The pitch at this site was identified as poor quality and an improved drainage system/maintenance regime is recommended.
					PV	No further provision has been identified as being required as part of this study.
Memorial Playing Field	Steyning and Henfield	1x Youth 11v11 2x Mini 7v7	Available/Secured	No formal club demand recorded at the site as	PR	No demand was recorded as part of this study for football at this site, however 2017/18 affiliation data shows Steyning Town FC and Upper Bedding FC will be using this site for Junior and Adult football. The site should therefore be protected as playing fields in the Local Plan.

Site Name	Sub-area	Pitch supply	Community use on site	Capacity balance for community use (grass pitches only)	Justification for Protection (PR), Enhancement (E) or Provision (PV)	
				part of this study	E	The site suffers from some unofficial use and dog fouling issues due to being so popular. Improved signage is recommended. The pitches were identified as standard as part of the site assessment, however if additional demand is generated from current users, an increased and improved maintenance regime would be recommended in order to increase pitch carrying capacity
					PV	No further provision has been identified as being required as part of this study.
Millais School	Horsham	1x Youth 11v11 1x Youth 9v9 1x Mini 7v7 1x Mini 5v5 1x Sand Based AGP	Available/Secured	4.5	PR	This site should be protected as playing pitches in the Local Plan. The site is used by the school for matches, training, physical education and other activity. It is also used by Horsham Baptists and Ambassadors FC on a regular basis.
					E	Pitches at the site were identified as poor quality and an improved drainage system/maintenance regime is recommended.
					PV	No further provision has been identified as being required as part of this study.
Muntham House School	Billingshurst	1x Youth 11v11 1x Mini 7v7	Not available/Unsecured	No formal club demand recorded at the site as	PR	This site should be protected as playing pitches in the Local Plan. The site is not available to the community but is used by the school for matches, training, physical education and other activity.
					E	Pitches at the site were identified as standard quality and an improved maintenance regime is recommended.

Site Name	Sub-area	Pitch supply	Community use on site	Capacity balance for community use (grass pitches only)	Justification for Protection (PR), Enhancement (E) or Provision (PV)	
				part of this study	PV	No further provision has been identified as being required as part of this study.
Needles Recreation Ground	Horsham	1x Adult Football	Available/Secured	0 (supply meets demand)	PR	This site should be protected as playing pitches in the Local Plan. Broadbridge Heath Youth FC has 12 Youth and Mini Soccer teams that use pitches at this site on a regular basis.
					E	The Club has identified latent demand, which include teams that currently cannot be accommodated due to a lack of training and match facilities. The pitch at this site is of poor quality. Improvement to the drainage and maintenance of the pitches would increase the carrying capacity and allow for some the Club's latent demand to be accommodated on this site.
					PV	No further provision has been identified as being required as part of this study.
Northolmes Junior School	Horsham	1x Mini 5v5	Not available/Unsecured	No formal club demand recorded at the site as part of this study	PR	This site should be protected as playing pitches in the Local Plan. The site is not available to the community but is used by the school for matches, training, physical education and other activity.
					E	Pitches at the site were identified as poor quality and an improved maintenance regime is recommended.
					PV	No further provision has been identified as being required as part of this study.
	Southwater	1x Adult Football	Available/Unknown	4.5	PR	This site should be protected as playing pitches in the Local Plan. The site is used by Southwater FC on a regular basis.

Site Name	Sub-area	Pitch supply	Community use on site	Capacity balance for community use (grass pitches only)	Justification for Protection (PR), Enhancement (E) or Provision (PV)	
Phillips Playing Fields		1x Youth 9v9 1x Mini 5v5			E	The pitches at this site were identified as standard quality, which are operating under-capacity. Therefore, no enhancements are recommended at this site.
					PV	No further provision has been identified as being required as part of this study.
Pondtail Close	Horsham	1x Youth 9v9	Available/Secured	1	PR	This site should be protected as playing pitches in the Local Plan. The site is used by Heron Olympic FC on a regular basis.
					E	The pitch at this site was identified as standard quality, which is operating under-capacity. Therefore, no enhancements are recommended at this site.
					PV	No further provision has been identified as being required as part of this study.
Pulborough Recreation Ground	Storrington and Pulborough	2x Adult Football	Available/Secured	2.5	PR	This site should be protected as playing pitches in the Local Plan. The site is used Pulborough FC on a regular basis.
					E	The pitches at this site were identified as standard quality, which are operating under-capacity. Therefore, no enhancements are recommended at this site.
					PV	No further provision has been identified as being required as part of this study.
Redford Avenue	Horsham	1x Adult Football	Available/Secured	1	PR	This site should be protected as playing pitches in the Local Plan. It is used by Roffey Robins FC, which has 13 Youth and Mini Soccer teams.

Site Name	Sub-area	Pitch supply	Community use on site	Capacity balance for community use (grass pitches only)	Justification for Protection (PR), Enhancement (E) or Provision (PV)	
Recreation Ground					E	The Adult football pitch at this site should be converted into a Youth or Mini Soccer pitch(es) to better meet the needs of the Club.
					PV	No further provision has been identified as being required as part of this study.
Rikkyo School-In-England	Billingshurst	2x Adult Football	Not available/Unsecured	No formal club demand recorded at the site as part of this study	PR	This site should be protected as playing pitches in the Local Plan. The site is not available to the community but is used by the school for matches, training, physical education and other activity.
					E	Pitches at the site were identified as standard quality and an improved maintenance regime is recommended.
					PV	No further provision has been identified as being required as part of this study.
Roffey Social & Sports Club	Horsham	1x Adult Football	Available/Secured	0.5	PR	This site should be protected as playing pitches in the Local Plan. It is used by Roffey Robins FC, which has 13 Youth and Mini Soccer teams.
					E	Pitches at the site were identified as standard quality and an improved maintenance regime is recommended.
					PV	No further provision has been identified as being required as part of this study.
Roffey Recreation Ground	Horsham	1x Youth 11v11	Available/Secured	1	PR	This site should be protected as playing pitches in the Local Plan. It is used by Roffey Robins FC, which has 13 Youth and Mini Soccer teams.

Site Name	Sub-area	Pitch supply	Community use on site	Capacity balance for community use (grass pitches only)	Justification for Protection (PR), Enhancement (E) or Provision (PV)	
					E	Pitches at the site were identified as standard quality and an improved maintenance regime is recommended.
					PV	No further provision has been identified as being required as part of this study.
Rothery Field – Henfield FC	Steyping and Henfield	1x Adult Football	Available/Secured	-0.5	PR	This site should be protected as playing pitches in the Local Plan. The site is used by Henfield FC, which has 11 teams (Adult, Junior and Mini Soccer), however not all of the Club's teams can be accommodated on this site.
					E	The Adult football pitch at this site is of poor quality and improvement to the drainage and maintenance of the pitch is required to increase the carrying capacity – currently 0.5 match equivalents per week over-capacity. A Sport England grant was secured to improve the drainage of pitches and this is currently being undertaken.
					PV	No further provision has been identified as being required as part of this study.
Rudgwick Primary School	Billingshurst	N/A	Unknown/Unknown	No formal club demand recorded at the site as part of this study	PR	This site should be protected as playing pitches in the Local Plan. The site is not available to the community but is used by the school for matches, training, physical education and other activity.
					E	Pitches at the site were identified as standard quality and an improved maintenance regime is recommended.
					PV	No further provision has been identified as being required as part of this study.
	Horsham	1x Adult Football	Available/Secured	No formal club	PR	The site is available to the community but not currently used by any football clubs.

Site Name	Sub-area	Pitch supply	Community use on site	Capacity balance for community use (grass pitches only)	Justification for Protection (PR), Enhancement (E) or Provision (PV)	
Rusper Recreation Ground				demand recorded at the site as part of this study	E	No demand was identified for the standard quality Adult football pitch at this site. The Adult pitches in this sub area are under-capacity and therefore this pitch should be converted to a Youth 11v11 pitch, which has large amounts of over-capacity.
					PV	No further provision has been identified as being required as part of this study.
Shooting Field - Steyning Town Community Football Club	Steyning and Henfield	1x 3G AGP	Available/Secured	N/A	PR	This site should be protected as playing pitches in the Local Plan. Steyning Town Community Football Club has 22 teams that play at this site.
					E	Shooting Field has the only full-sized 3G AGP in the District, yet the Club reports difficulty in managing the renting of this pitch to other clubs. Support should be provided to the Club in order to maximise the use of this pitch.
					PV	No further provision has been identified as being required as part of this study.
Southwater Junior Academy	Southwater	3x Mini 5v5	Not available/Unsecured	N/A – not available for community use	PR	This site should be protected as playing pitches in the Local Plan. The site is not available to the community but is used by the school for matches, training, physical education and other activity.
					E	Pitches at the site were identified as poor quality and an improved maintenance regime is recommended.
					PV	No further provision has been identified as being required as part of this study.
Southwater Leisure Centre	Southwater	1x Adult Football	Available/Secured	0 (supply meets demand)	PR	This site should be protected as playing pitches in the Local Plan. Horsham Youth FC has Youth teams that use this site on a regular basis.

Site Name	Sub-area	Pitch supply	Community use on site	Capacity balance for community use (grass pitches only)	Justification for Protection (PR), Enhancement (E) or Provision (PV)	
		1x Youth 9v9 1x Sand Based AGP			E	Pitches at the site were identified as standard quality and an improved maintenance regime is recommended.
					PV	No further provision has been identified as being required as part of this study.
Southwater Sports Club	Southwater	1x Adult Football	Available/Secured	0 (supply meets demand)	PR	This site should be protected as playing pitches in the Local Plan. It is the home Ground of Southwater FC.
					E	The pitch at the site was identified as standard quality and an improved maintenance regime is recommended.
					PV	No further provision has been identified as being required as part of this study.
St Andrew's C of E Primary School	Southwater	1x Mini 7v7	Not available/Unsecured	N/A – not available for community use	PR	This site should be protected as playing pitches in the Local Plan. The site is not available to the community but is used by the school for matches, training, physical education and other activity.
					E	Pitches at the site were identified as standard quality and an improved maintenance regime is recommended.
					PV	No further provision has been identified as being required as part of this study.
St John's Catholic Primary School	Horsham	1x Mini 7v7	Not available/Unsecured	N/A – not available for community use	PR	This site should be protected as playing pitches in the Local Plan. The site is not available to the community but is used by the school for matches, training, physical education and other activity.
					E	Pitches at the site were identified as standard quality and an improved maintenance regime is recommended.
					PV	No further provision has been identified as being required as part of this study.

Site Name	Sub-area	Pitch supply	Community use on site	Capacity balance for community use (grass pitches only)	Justification for Protection (PR), Enhancement (E) or Provision (PV)	
St. Peters C of E Primary School	Steyning and Henfield	2x Youth 9v9	Not available/Unsecured	N/A – not available for community use	PR	This site should be protected as playing pitches in the Local Plan. The site is not available to the community but is used by the school for matches, training, physical education and other activity.
					E	Pitches at the site were identified as standard quality and an improved maintenance regime is recommended.
					PV	No further provision has been identified as being required as part of this study.
Steyning Grammar School, Rocks Road	Steyning and Henfield	2x Adult Football 2x Youth 9v9 1x Sand Based AGP	Available/Secured	3.5	PR	This site should be protected as playing pitches in the Local Plan. The site is used Ashington Cougars FC and Steyning Town Community FC on a regular basis.
					E	The pitches at this site were identified as standard quality, which are operating under-capacity. Therefore, no enhancements are recommended at this site.
					PV	No further provision has been identified as being required as part of this study.
Storrington First School	Storrington and Pulborough	1x Mini 7v7	Not available/Unsecured	N/A – not available for community use	PR	This site should be protected as playing pitches in the Local Plan. The site is not available to the community but is used by the school for matches, training, physical education and other activity.
					E	Pitches at the site were identified as poor quality and an improved maintenance regime is recommended.
					PV	No further provision has been identified as being required as part of this study.
Storrington Recreation Ground	Storrington and Pulborough	1x Adult Football	Available/Secured	10	PR	This site should be protected as playing pitches in the Local Plan. The site is used Storrington Community Football Club on a regular basis.

Site Name	Sub-area	Pitch supply	Community use on site	Capacity balance for community use (grass pitches only)	Justification for Protection (PR), Enhancement (E) or Provision (PV)	
		4x Youth 11v11 1x Youth 9v9			E	The pitches at this site were identified as standard and good quality, which are operating under-capacity. Therefore, no enhancements are recommended at this site.
					PV	No further provision has been identified as being required as part of this study.
Sussex Football Academy / Faygate Playing Fields	Horsham	1x Adult Football 2x Mini 7v7 1x Mini 5v5	Available/Unsecured	11	PR	This site should be protected as playing pitches in the Local Plan. The site is used by Faygate United FC, Horsham Athletic FC and Horsham FC on a regular basis.
					E	The pitches at this site were identified as standard quality, which are operating under-capacity. Therefore, no enhancements are recommended at this site.
					PV	No further provision has been identified as being required as part of this study.
The Blackstone Academy Ground	Steyning and Henfield	1x Youth 11v11 1x Youth 9v9	Available/Secured	6.5	PR	This site should be protected as playing pitches in the Local Plan. The site is used by Henfield FC on a regular basis.
					E	The pitches at this site were identified as good quality, which are operating under-capacity. Therefore, no enhancements are recommended at this site.
					PV	No further provision has been identified as being required as part of this study.
Tanbridge House School	Horsham	3x Adult Football 2x Youth 11v11 1x Youth 9v9	Not available/Unsecured	N/A – not available for community use	PR	This site should be protected as playing pitches in the Local Plan. The site is not available to the community but is used by the school for matches, training, physical education and other activity.
					E	Pitches at the site were identified as standard quality and an improved maintenance regime is recommended.

Site Name	Sub-area	Pitch supply	Community use on site	Capacity balance for community use (grass pitches only)	Justification for Protection (PR), Enhancement (E) or Provision (PV)	
		2x Mini 7v7 1x Sand Based AGP			PV	No further provision has been identified as being required as part of this study.
The College of Richard Collyer	Horsham	2x Youth 11v11	Not available/Unsecured	N/A – not available for community use	PR	This site should be protected as playing pitches in the Local Plan. The site is not available to the community but it is used by the college for matches, training, physical education and other activity.
					E	Pitches at the site were identified as good quality and no enhancements are required. In the Horsham Sub Area, there is a large amount of over-capacity on Youth 11v11 football pitches. When considering sites with secured community only, there is a balance of 8 match equivalents per week over-capacity on Youth 11v11 pitches in 2018, which rises to 26.5 matches per week over-capacity by 2031. It is therefore recommended that future use of these pitches by community clubs is investigated.
					PV	No further provision has been identified as being required as part of this study.
The Forest School	Horsham	2x Youth 11v11 1x Mini 7v7	Available/Unsecured	-4.5	PR	This site should be protected as playing pitches in the Local Plan. The site is used by the school for matches, training, physical education and other activity. It is also used by Chesworth Rovers FC Mini Soccer and Youth teams on a regular basis.
					E	Pitches at the site were identified as standard quality and an improved drainage system/maintenance regime is recommended in order to increase the carrying capacity of the pitches. The use of these pitches by the Club is unsecured

Site Name	Sub-area	Pitch supply	Community use on site	Capacity balance for community use (grass pitches only)	Justification for Protection (PR), Enhancement (E) or Provision (PV)	
						and therefore a formal community use agreement should be obtained.
					PV	No further provision has been identified as being required as part of this study.
The Green, Orchard Way	Storrington and Pulborough	1x Youth 11v11	Available/Secured	No formal club demand recorded at the site as part of this study	PR	This site should be protected as playing pitches in the Local Plan. However, no demand for this pitch size was identified as part of this study.
					E	The capacity balance for Youth 11v11 pitches in this sub area are under-capacity. It is recommended that the Youth 11v11 pitch at this site be converted into either a Youth 9v9, Mini Soccer 7v7 or Mini Soccer 5v5 pitches, which are currently over-capacity in this sub area.
					PV	No further provision has been identified as being required as part of this study.
The Holbrook Club	Horsham	2x Adult Football 1x Youth 9v9 2x 3G AGP	Available/Secured	0.5	PR	This site should be protected as playing pitches in the Local Plan as it is the Home Ground of Horsham FC.
					E	The Club is limited in the number of teams that it can field due to a lack of suitable pitches available at peak times in Horsham. An U18s side has recently folded and the Club's Adult teams play outside Horsham District at Sussex FA facilities in Lancing. The Holbrook Club is currently being partly redeveloped to enable development of new football provision at Hop Oast (located on the Southern edge of Horsham town).
					PV	A clause in the Section 106 legal agreement stipulates that no housebuilding at the land next to The Holbrook Club can start until the new pitches at Hop Oast are ready to use. This was put in place to ensure no sports teams are displaced after

Site Name	Sub-area	Pitch supply	Community use on site	Capacity balance for community use (grass pitches only)	Justification for Protection (PR), Enhancement (E) or Provision (PV)	
						work on the residential development on The Holbrook Club land commences. The plan for the new site includes three grass pitches and two new 3G AGPs - one full-sized and one Youth 11v11 in size. Support should be provided to the Club in providing suitable football facilities, in terms of quantity and quality, at the Hop Oast site.
The Rydon Community College	Storrington and Pulborough	N/A (site closed and transferred to Steyning Grammar School)	Available/ Unsecured	-3.5	PR	This site should be protected as playing pitches in the Local Plan. The site is used by the college for matches, training, physical education and other activity. It is also used by Ashington Cougars FC and Thakeham Village FC Mini Soccer and Youth teams on a regular basis.
					E	An improved drainage system/maintenance regime is recommended in order to increase the carrying capacity of the pitches. The use of these pitches by the Club is unsecured and therefore a formal community use agreement should be obtained.
					PV	No further provision has been identified as being required as part of this study.
The Weald Community School and Sixth Form	Billingshurst	1x Adult Football 1x Youth 11v11 1x youth 9v9	Not available/Unsecured	N/A – not available for community use	PR	This site should be protected as playing pitches in the Local Plan. The site is not available to the community but is used by the school for matches, training, physical education and other activity.
					E	Pitches at the site were identified as poor quality and an improved maintenance regime is recommended.
					PV	No further provision has been identified as being required as part of this study.

Site Name	Sub-area	Pitch supply	Community use on site	Capacity balance for community use (grass pitches only)	Justification for Protection (PR), Enhancement (E) or Provision (PV)	
Upper Beeding Recreation Ground	Steyning and Henfield	1x Adult Football	Available/Secured	0.5	PR	This site should be protected as playing pitches in the Local Plan. The site is used by Upper Beeding FC on a regular basis.
					E	The pitches at this site were identified as good quality, which are operating under-capacity. Therefore, no enhancements are recommended at this site.
					PV	No further provision has been identified as being required as part of this study.
Victory Road Recreation Ground	Horsham	1x Adult Football	Available/Secured	1.5	PR	This site should be protected as playing pitches in the Local Plan. The site is used by Horsham Trinity FC on a regular basis.
					E	The pitches at this site were identified as standard quality, which are operating under-capacity. Therefore, no enhancements are recommended at this site.
					PV	No further provision has been identified as being required as part of this study.
Warnham Football Pitch	Billingshurst	N/A	Available/Unknown	-1.5	PR	This site should be protected as playing pitches in the Local Plan. Broadbridge Heath Youth FC has 12 Youth and Mini Soccer teams that use pitches at this site on a regular basis.
					E	The Club has identified latent demand, which include teams that currently cannot be accommodated due to a lack of training and match facilities. Improvement to the drainage and maintenance of the pitches would increase the carrying capacity and allow for some the Club's latent demand to be accommodated on this site.
					PV	No further provision has been identified as being required as part of this study.

Site Name	Sub-area	Pitch supply	Community use on site	Capacity balance for community use (grass pitches only)	Justification for Protection (PR), Enhancement (E) or Provision (PV)	
West Chilmington Recreation Ground	Storrington and Pulborough	1x Adult Football	Available/Secured	1	PR	This site should be protected as playing pitches in the Local Plan. The site is used by West Chilmington FC on a regular basis.
					E	The pitches at this site were identified as standard quality, which are operating under-capacity. Therefore, no enhancements are recommended at this site.
					PV	No further provision has been identified as being required as part of this study.
Windlesham House School	Storrington and Pulborough	2 small sided AGP	Available/ Secured	N/A	PR	This site should be protected as playing pitches in the Local Plan.
					E	No further enhancement has been identified as part of this study.
					PV	No further required provision has been identified as part of the study.

3.10 Football Summary

- 3.10.1 This section summarises the findings from the football analysis, which will form the basis of the recommendation and action plan section for HDC.
- 3.10.2 Table 5.21 includes the response to 5 key questions, which are asked for all PPS studies across the UK, in order to provide a standardised illustration of supply and demand for sports provision.

Table 5.21 – Key PPS findings for football in Horsham

Key Question	Analysis
<p>What are the main characteristics of the current supply and demand for provision?</p>	<p>The quality of football provision across the District is standard and appears to have stayed at a consistent level over the past years, with 78% of the 146 pitches assessed scoring in the Standard quality rating or above.</p> <p>There are 81 football sites in Horsham District, of which 58% (47) are owned by the Local Authority – and 16 of these also managed by HDC. The highest proportion of management type is educational establishments – 36% of all football sites.</p> <p>The level of demand has also stayed relatively consistent, with a current total of 283 teams, the majority of which are within the Adult and Junior 11v11 age groups.</p> <p>Both the supply and demand for football facilities is dominated by the Horsham sub-area, which is home to the majority of the large clubs, as well as a number of the strategic football sites.</p>
<p>Is there enough accessible and secured community use provision to meet current demand</p>	<p>The current supply and demand analysis for secured and accessible pitch provision shows there is a significant amount of overall spare capacity across the District, however this is not for all pitch typologies as youth 11v11 and mini 5v5 have a deficit of provision. More insight can be provided when looking at a breakdown of spare capacity across the four subareas.</p> <ul style="list-style-type: none"> • The Billingshurst Sub Area has a sufficient number of pitches to meet current and future demand for Mini Soccer (5v5 and 7v7), as well as current demand for Adult and Youth 11v11 football pitches. However, by 2031 there is expected to be an operating balance of 1.5 match equivalents per week over-capacity for Adult pitches, 1 match over-capacity for Youth 11v11 pitches and 1.5 matches over-capacity for Youth 9v9 pitches. • The Horsham sub area is significantly over capacity on youth 11v11 pitches, there is a balance of 24.75 match equivalents per week over capacity by 2031. However there is enough remaining pitch types to service current demand. Spare capacity has been identified on Adult 11v11 and mini 7v7 pitches, which suggest that a significant amount of youth 11v11 and mini 5v5 demand is not currently being placed on the recommended pitch size for these age groups. • The Southwater Sub Area has similar balance scores to

Key Question	Analysis
	<p>that of Horsham sub area – Adult and Mini 7v7 pitches are operating under-capacity both now and in the future. However, Youth 11v11, Youth 9v9 and Mini 5v5 pitches are expected to be operating over-capacity by 4.5 to 5.5 match equivalents per week by 2031.</p> <ul style="list-style-type: none"> • The Steyning and Henfield sub area is operating over capacity by 2 match equivalents for mini 5v5, both now and in 2031 • The Storrington and Pulborough sub area is currently playing over capacity for youth 9v9, mini 7v7 and mini 5v5, by 2031 all age groups are expected to be running over capacity by 3, 4.25 and 2.75 match equivalents respectively. <p>There is a significant deficit of 3G AGP provision in the area, with only one full sized 3G AGP in Horsham District - located at Shooting Field – and the analysis showing a requirement to increase provision to a total 7 full sized 3G AGPS based on team demand.</p>
<p>Is the provision that is accessible of sufficient quality and appropriately maintained?</p>	<p>The majority of pitches (78%) are rated as standard quality or higher and receive adequate maintenance to retain pitch quality. There are 26 pitches across the District that are rated good quality and 32 that are rated as poor quality – The highest scoring pitches in Horsham are located at The Blackstone Academy Ground, Bluecoats Sports Club, Horsham YMCA Football Club and Storrington Recreation Ground. The majority of poor pitches identified as part of the study are located at educational establishments, however Jubilee Fields, Jolesfield Common, Rusper Recreation Ground and Rothery Field are some of the Council sites identified as poor. There are 13 sites operating at or over capacity and improvement to the quality and maintenance of these pitches is required.</p>
<p>What are the main characteristics of the future supply and demand for provision</p>	<p>There is expected to be demand for an additional 12 teams generated by an increase in Horsham District’s population. The largest growth is projected in Youth Boy’s 11v11 (U13 to U16s) – 8 teams are expected by 2031. This demand is projected to be particularly significant in the Horsham sub area, given the current level of demand in this area.</p>
<p>Is there enough accessible and secured community use provision to meet future demand?</p>	<p>The future supply and demand analysis for secured and accessible pitch provision identifies spare capacity across Horsham District, however there is a significant deficit for Youth 11v11, Youth 9v9 and Mini 5v5 pitches.</p> <p>Spatially, the sub-area with the highest future projected deficit of supply is the Horsham sub-area, which is largely caused by the very low level of secured Youth 11v11 provision (both in this sub area and Horsham District) and the high level of demand generated from some of the larger clubs in the District.</p> <p>The current deficit of 3G AGP provision in the area is likely to worsen during the life of the strategy, with a total of 8 additional 3G pitches required by 2031 when taking into consideration the 81 additional teams identified in the TGR and latent demand calculations.</p>

4 CRICKET ANALYSIS

4.1 Introduction and Strategic Context

4.1.1 In order to understand the overall objectives and priorities of the ECB, an analysis of key recent strategies and documentation has been undertaken and summarised below.

CRICKET UNLEASHED (2016)⁶

4.1.2 The ECB published its new strategic plan in 2016. One of the core aims of the strategy is to create more players, great teams and inspired fans, guided by good governance and strong financial operations. The goal of Cricket Unleashed is to make the game more accessible and inspire the next generation of players, coaches, officials and volunteers.

4.1.3 The ECB is looking to work with Local Authorities to develop fit-for-purpose facility and participation plans that will engage with local residents and ensure residents are provided with the right facilities to help them play the game.

ALL STARS CRICKET (2017)⁷

4.1.4 Launched in 2017, All Stars Cricket is an ECB initiative that provides children aged five to eight with an introduction to cricket, focussing on parental engagement in supporting the newly trained All Stars Cricket Activators, as well as a special focus on establishing women's softball and cricket events.

4.1.5 The programme will be delivered nationwide at over 1,800 centres, predominantly at club sites, and the ECB expect it to have a positive impact on junior demand in the short to medium term, providing a transition for children into formal junior cricket.

4.1.6 It is key that this Playing Pitch Strategy recognises the opportunity made available by Cricket Unleashed and All Stars Cricket and provides a framework that allows stakeholders to work together and deliver against the key objectives of 'more play', 'great teams' and 'inspired fans'.

GROUND TO PLAY – ENGLAND AND WALES CRICKET BOARD STRATEGIC PLAN (2010 – 2013)

4.1.7 The ECB published its strategic plan in 2010. One of the core aims of the strategy was to enhance facilities, environments and participation. The ECB prioritised the expansion of indoor cricket facilities, better use of school facilities and establishing better school-club links in order to position cricket at the heart of the community. This strategy was followed by the National Club Strategy (2012).

⁶ <http://cricketunleashed.com/pages/intro.php>

⁷ <https://www.ecb.co.uk/play/all-stars>

NATIONAL CLUB STRATEGY (2012)

- 4.1.8 The ECB's National Club Strategy was developed from its Strategic Plan. It focussed on promoting the sustainability of clubs and their facilities. The ECB developed accessible, high quality and innovative facilities which inspired the nation to choose cricket, as well as creating a culture of sustainable development, in order to leave a legacy for generations to come.

4.2 Consultation Overview

KEY CLUBS

- 4.2.1 There are 28 cricket clubs that were identified by the ECB as playing in the area; 13 of these clubs responded to 4global requests for information. The 15 non-responding cricket clubs, with reasons for not responding, are shown in Technical Appendix B – Cricket Analysis. The data gathered from this consultation has been used to help inform the remainder of this assessment. The clubs with the largest number of teams in Horsham are Steyning CC (14 teams), Horsham CC (13 teams), Slinfold CC and Barns Green CC (12 teams each). There is a total of 148 teams identified as playing in Horsham.

PROGRAMMES, INITIATIVES AND FUNDING OPPORTUNITIES

- 4.2.2 The ECB is looking to provide appropriate provision and club support to clubs that attract a wide demographic of participants. This includes teams that consist of BME players, who tend to play informally on public parks and as such is in line with cross-sport trends that suggest players are looking for informal, flexible participation opportunities rather than regular, time consuming match play.

4.3 Supply

QUANTITY OVERVIEW

- 4.3.1 Table 4.1 overleaf presents the data collected on cricket pitch supply in Horsham. Technical Appendix B – Cricket Analysis presents a detailed audit of all pitches across the study area including carrying capacity and supply and demand balance.
- 4.3.2 There are 32 sites in Horsham that comprise grass / artificial wickets – 29 of which are available for community use. The largest sites, in term of grass wickets, are located at West Chiltington Recreation Ground, Jubilee Fields, and Horsham Sports Club. All of these sites have over 20 grass wickets as well as an artificial wicket. The Weald Community School and Sixth Form has the largest artificial wicket provision in the District, with three artificial wickets on three squares.
- 4.3.3 Sites with both grass and artificial wickets offer the greatest versatility in provision, as the artificial wicket can be utilised for informal cricket, mid-week and junior teams. The grass wickets can therefore be prioritised for formal cricket and for weekend adult teams.

Table 4.1 – Supply of cricket pitches in Horsham District

Site	Sub Area	Squares	Wickets (grass)	Wickets (artificial)	Capacity: grass – artificial (Match equivalents per season)
Alban Head Playing Field	Storrington and Pulborough	1	9	0	36-0
Amberley Cricket Club	Storrington and Pulborough	1	6	0	24-0
Ashurst Recreation Ground	Steyning and Henfield	1	6	0	24-0
Barns Green Village Green	Billingshurst	1	10	1	40-60
Broadbridge Heath Cricket Club	Billingshurst	1	12	1	60-60
Cottesmore School	Horsham	3	29	0	116-0
Jubilee Fields	Billingshurst	2	22	1	103-60
Henfield Common	Steyning and Henfield	1	14	0	56-0
Horsham Sports Club	Horsham	2	25	1	125-60
King George V Playing Field (Rudgwick)	Billingshurst	1	12	1	60-60
King George V Playing Field (Partridge Green)	Southwater	1	12	0	48-0
Lower Beeding Association Playing Fields	Southwater	1	6	0	24-0
Memorial Playing Field	Steyning and Henfield	1	12	1	60-60
Nuthurst Cricket Club	Southwater	1	6	0	24-0
Parham Park	Storrington and Pulborough	1	10	0	50-0
Pulborough Recreation Ground	Storrington and Pulborough	1	10	0	40-0
Roffey Cricket Club	Horsham	1	12	0	60-0
Slinfold Cricket Club	Billingshurst	1	13	0	52-0
Southwater Cricket Club	Southwater	1	16	0	64-0
Steyning Grammar School, Rocks Road	Steyning and Henfield	2	4	1	16-60
Storrington Recreation Ground	Storrington and Pulborough	1	10	1	40-60
Sussex Football Academy / Faygate Playing Fields	Horsham	1	12	0	48-0
The Blackstone Academy Ground	Steyning and Henfield	2	18	0	90-0
The Forest School	Horsham	1	0	1	0-60
The Rydon Community College	Storrington and Pulborough	1	0	1	0-60
The Weald Community School and Sixth Form	Billingshurst	3	9	3	45-180

Upper Beeding Recreation Ground	Steyning and Henfield	1	6	0	24-0
Victory Road Recreation Ground	Horsham	1	10	1	50-60
Warnham Cricket Club	Billingshurst	1	11	0	44-0
Washington Recreation Ground	Storrington and Pulborough	1	3	0	0-0
West Chiltington Recreation Ground	Storrington and Pulborough	1	20	1	100-60
Wiston Cricket Field	Storrington and Pulborough	1	6	0	24-0

4.3.4 Capacity calculations are shown in total match equivalents per season and are based on the following criteria:

Grass Wickets:

Good: 5 match equivalents per season per wicket

Standard: 4 match equivalents per season per wicket

Poor: 0 match equivalents per season

Artificial Wickets

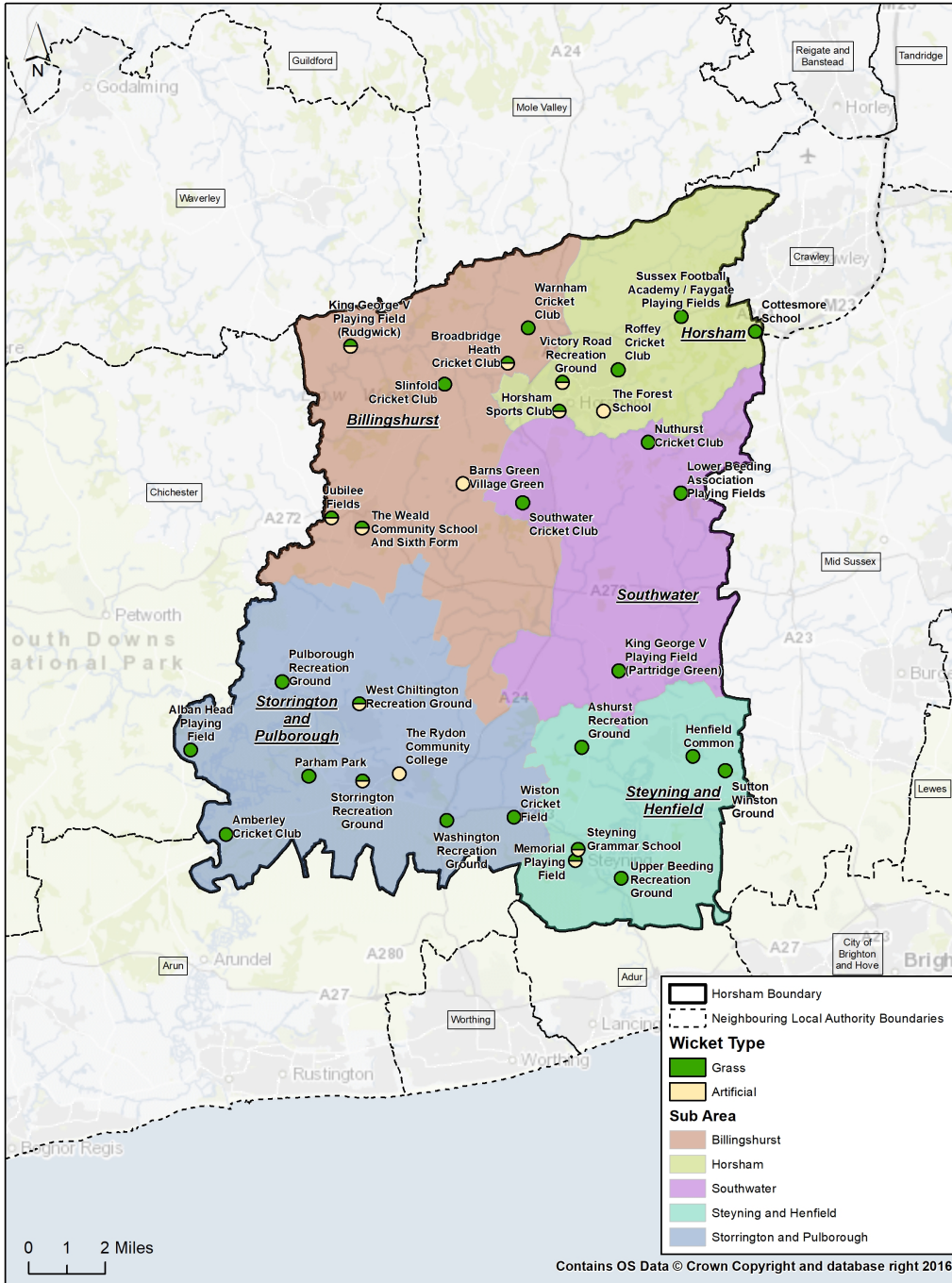
Good: 60 match equivalents per season per wicket

Standard: 60 match equivalents per season per wicket

Poor: 0 match equivalents per season

4.3.5 Map 4.1 details the sub area within which the cricket sites fall. The sub area with the largest amount of cricket provision is Storrington and Pulborough, which has nine cricket sites. There are three cricket sites in the Southwater sub area, which has the least amount of cricket provision

Map 4.1 – Cricket Sites in Horsham District



Cricket sites by wicket type in Horsham



TENURE AND MANAGEMENT

- 4.3.6 Table 4.2 shows that ownership of cricket sites is mostly by Local Authority, Parish Council or Trust, which means these pitches are more likely to have greater accessibility. On the other hand, this reliance on the Local Authority may also lead to a reduced quality of general facilities, as residents are relying on Council maintenance teams, which are continuing to be restricted financially. There are 14 sites (44%) that are maintained by the Local Authority.

Table 4.2 – Ownership breakdown for Cricket in Horsham District

Pitch ownership	Ownership	Management
Club	3	3
Council/club (Upper Beeding FC)	1	0
Education	3	2
Local Authority	6	14
Parish Council	5	6
Private	6	4
Trust	7	3
Unknown	1	0

- 4.3.7 Table 4.2 also shows that there are six privately-owned sites, which may lead to a restricted level of accessibility (particularly the affordability and maintenance) for teams and clubs in the area. Table 4.3 below provides a breakdown of ownership and management types of the cricket sites in Horsham District, the majority of which have secured community use.

Table 4.3 – Cricket Site Breakdown of Security of Community Use

Playing Pitch Sites	Sub Area	Community/Secured Use on Site	Ownership	Management
Alban Head Playing Field	Storrington and Pulborough	Available/ Secured	Parish Council	Parish Council
Amberley Cricket Club	Storrington and Pulborough	Available/ Secured	Parish Council	Parish Council
Ashurst Recreation Ground	Steyning and Henfield	Available/ Secured	Local Authority	Council
Barns Green Village Green	Billingshurst	Available/ Secured	Trust	Club
Broadbridge Heath Cricket Club	Billingshurst	Available/ Secured	Unknown	Club
Cottesmore School	Horsham	Not available / Unsecured	Private	School

Playing Pitch Sites	Sub Area	Community/Secured Use on Site	Ownership	Management
Jubilee Fields	Billingshurst	Available/ Secured	Local Authority	Local Authority
Henfield Common	Steyning and Henfield	Available/ Secured	Parish Council	Club
Horsham Sports Club	Horsham	Available/ Secured	Local Authority	Club
King George V Playing Field	Billingshurst	Available/ Secured	Local Authority	Parish Council
King George V Playing Field (Partridge Green)	Southwater	Available/ Unknown	Local Authority	Parish Council
Lower Beeding Association Playing Fields	Southwater	Available/ Secured	Lower Beeding Association	Lower Beeding Association
Memorial Playing Field	Steyning and Henfield	Available/ Secured	Local Authority	Local Authority
Nuthurst Cricket Club	Southwater	Available/ Secured	Parish Council	Club
Parham Park	Storrington and Pulborough	Available/ Unsecured	Private	Private
Pulborough Recreation Ground	Storrington and Pulborough	Available/ Secured	Parish Council	Parish Council
Roffey Cricket Club	Horsham	Available/ Secured	Trust	Club
Slinfold Cricket Club	Billingshurst	Available/ Secured	Trust	Club
Southwater Cricket Club	Southwater	Available/ Secured	Private	Club
Steyning Grammar School, Rocks Road	Steyning and Henfield	Available/ Secured	Local Authority	School
Storrington Recreation Ground	Storrington and Pulborough	Available/ Secured	Parish Council	Club
Sussex Football Academy / Faygate Playing Fields	Horsham	Available/ Secured	Private land owner	Club

Playing Pitch Sites	Sub Area	Community/Secured Use on Site	Ownership	Management
The Blackstone Academy Ground	Steyning and Henfield	Available/ Secured	Local Authority (Woodmancote & Blackstone Playing Fields Association)	Private
The Forest School	Horsham	Not available/ Unsecured	Local Authority	Education
The Rydon Community College	Storrington and Pulborough	Not Available / Unsecured	Unknown	Education
The Weald Community School And Sixth Form	Billingshurst	Available/ Secured	Local Authority	Education
Upper Beeding Recreation Ground	Steyning and Henfield	Available/ Secured	Local Authority	Council/club (Upper Beeding FC)
Victory Road Recreation Ground	Horsham	Available/ Secured	Local Authority	Local Authority
Warnham Cricket Club	Billingshurst	Available/ Secured	Parish Council	Club
Washington Recreation Ground	Storrington and Pulborough	Available/ Secured	Local Authority	Local Authority
West Chiltington Recreation Ground	Storrington and Pulborough	Available/ Secured	Parish Council	Parish Council
Wiston Cricket Field	Storrington and Pulborough	Available/ Secured	Unknown	Club

QUALITY ASSESSMENT

- 4.3.8 Each site (where access was possible) was visited and assessed by the 4global research team (in June 2017) using a non-technical assessment framework provided by the ECB. The assessment considers the quality of playing surface, the quality of changing rooms and the score of their maintenance regime when compared to ECB recommendations. In addition to the site visits, club and NGB consultation was used to validate the quality ratings. Each site is rated as GOOD, STANDARD or POOR.
- 4.3.9 Table 4.4 summarises the quality assessment results. Full details of the subsequent carrying capacity allocations of each site by pitch type can be found in Technical Appendix B – Cricket Analysis. Given the ratings, the overall standard of pitches across Horsham is adequate, with 85% of open and working pitches scoring standard or better.

Table 4.4 – Summary of cricket pitch scoring in Horsham

Sub Area	Good	Standard	Poor
Billingshurst	3	5	2
Horsham	3	5	1
Southwater	1	3	0
Steyning and Henfield	2	6	0
Storrington and Pulborough	1	5	3
Total no. of pitches in the borough	10	24	6

- 4.3.10 The top three scoring sites are at Horsham Sports Club (86% overall score), Jubilee Fields (90%) and The Blackstone Academy Ground (93%). The pitch outfield and changing facilities/pavilion at these sites are of excellent quality, and were awarded between 92% and 100% assessment scores.
- 4.3.11 There are five sites in Horsham District that were assessed as poor quality - Wiston Cricket Field, The Forest School, Washington Recreation Ground, The Weald Community School and Sixth Form and Pulborough Recreation Ground. The pitch outfield at these sites are generally uneven with poor grass coverage. The changing facilities at Wiston Cricket Field are of the poorest quality in the District, a 20% quality score was given, as it is a small poor-quality facility.

4.4 Demand

CLUB AND TEAM PROFILE

- 4.4.1 Through the demand consultations with clubs, 28 clubs have been identified as playing in Horsham District. Survey responses were received by 13 clubs and the team profiles of these clubs are shown in Table 4.5 overleaf. Despite numerous attempts being made by 4global to obtain information, team details of 15 clubs that were non-contactable have been supplied by Sussex Cricket Foundation.

Table 4.5 – Cricket club profiles for responding clubs. Source: PPS club consultations

Club	Sub Area	No. of competitive teams				Total
		Senior men	Senior women	Boys	Girls	
Amberley CC	Storrington and Pulborough	1	0	0	0	1
Ashington CC	Storrington and Pulborough	1	0	0	0	1
Ashurst CC	Steyning and Henfield	1	0	0	0	1
Barns Green CC	Billingshurst	3	1	8	0	12
Beeding & Bramber CC	Steyning and Henfield	2	0	0	0	2
Billingshurst CC	Billingshurst	4	0	4	0	8
Broadbridge Heath CC	Billingshurst	2	0	2	0	4
Cowfold & Lower Beeding CC	Southwater	1	0	0	0	1
Henfield CC	Steyning and Henfield	3	1	7	1	12
Holmbush Park CC	Billingshurst	1	0	0	0	1
Horsham CC	Horsham	4	1	8	0	13
Horsham Trinity CC	Horsham	4	0	6	0	10
Nuthurst CC	Southwater	1	0	0	0	1
Parham Park CC	Storrington and Pulborough	1	0	0	0	1
Partridge Green CC	Southwater	1	0	1	0	2
Pulborough CC	Storrington and Pulborough	1	0	4	0	5
RMU CC	Steyning and Henfield	2	0	0	0	2
Roffey CC	Horsham	4	0	8	0	12
Rudgwick CC	Billingshurst	1	0	2	0	3
Slinfold CC	Billingshurst	4	0	8	0	12
Southwater CC	Steyning and Henfield	4	0	7	0	11
Steyning CC	Steyning and Henfield	3	1	10	0	14
Steyning Rebels CC	Steyning and Henfield	1	0	0	0	1
Storrington CC	Storrington and Pulborough	1	0	4	0	5
Warnham CC	Billingshurst	2	0	0	0	2
Washington CC	Storrington and Pulborough	1	0	0	0	1
Watersfield CC	Storrington and Pulborough	1	0	0	0	1
West Chiltington & Thakeham CC	Storrington and Pulborough	3	1	6	0	10
Total		58	5	85	1	149

Club	Sub Area	No. of competitive teams				Total
		Senior men	Senior women	Boys	Girls	

- 4.4.2 There is a total of 149 teams playing at the 28 clubs in Horsham. The largest clubs (in terms of team numbers) are at Barns Green CC (12 teams), Roffey CC (12 teams), Slinfold CC (12 teams), Horsham CC (13 teams) and Steyning CC (14 teams)
- 4.4.3 To further understand the demand for cricket in the study area, the following detailed consultations provide further clarity on the priorities and issues of key clubs (that responded to 4global's survey requests) in the study area.

Table 4.6 – Major club cricket consultations in Horsham

Club	Consultation Summary
Billingshurst CC	The Club currently has a total of seven teams; three Adult and four Junior teams (U9, 10, 12, 16) who all train at Jubilee Fields. The site is owned by Billingshurst Parish Council, but there is a formal agreement for the Club to maintain all of the facilities, including the two grass wickets. Previously, the Club had an U14 team, however the team has folded in recent years due to a lack of demand. There are plans to actively recruit members and increase the number of teams at the Club, especially in the Junior section. The site has suffered vandalism in the past, with litter around the car park and damage to the fencing. Another issue the Club faces is that there are two grass football pitches that overlap the second cricket pitch, which affects the quality of the pitch.
Henfield CC	There are four Adult teams currently operating at this Club, one of which is a Women's team, as well as a Junior Girl's U12 team and two other Junior teams, the majority of which play at Henfield Common. The Clubs' Men's 3 rd team must travel outside the study area to access cricket provision, as there are no suitable pitches available at peak times. There are no plans to increase the number of teams at the Club, as it feels the Club is currently at capacity.
Southwater CC	One of the largest clubs in the area, there are four Adult teams and seven Junior teams ranging from U9 to U15. Matches are spread across two different sites - King George V Playing Field and Southwater CC. The Cricket Club site is owned by a Trust but managed and maintained by the Club to a good standard. The Club has seen an increase in members in recent years, resulting in the introduction of the 3 rd team and two U9 teams. The Club plan to continue to expand and gain one more Junior team for next season. The club will be relocating their main ground in 2019 due to the construction of a housing development on their current ground at Southwater CC. They expect to formally begin use of the new site from 1 st April 2019.
West Chiltington & Thakeham CC	The club currently has 3 senior men's teams and 1 senior women's team, along with 6 juniors. Their current ground is West Chiltington & Thakeham recreation ground; however, due to demand they are opening a second ground. Their new ground at Abingworth Meadows, called Thakeham ground has not formally opened as of yet, but will open in 2019. This new site will have 6 grass wickets, with an additional artificial strip. The changing facilities will be DDA compliant, with home and away provision and will be used by the 3 rd XI, Ladies and Colts.

CURRENT, FUTURE AND LATENT DEMAND

- 4.4.4 In order to estimate the future demand for cricket in the study area, a Team Generation Rate⁸ has been calculated using the current number of teams and the current population. This measure allows us to calculate what size of population (for various age groups) will typically cause enough demand for a cricket team.
- 4.4.5 This TGR can now be applied to the population projections for the study area to confirm how population growth or reduction will affect the demand for teams in each of the key age groups.
- 4.4.6 The impact of population projections on the need for cricket provision has been divided into the five identified sub areas and are displayed as such below.
- 4.4.7 It should be noted that population projections for each sub-area are not available in the detail required to complete the calculation at a local level. We have therefore utilised the projected growth factor for the study area as a whole and applied this to each of the sub areas in turn.

Table 4.7: Horsham - Impact of population projections on the need for cricket provision (Team Generation Rates)

Cricket age group	Current popn. Within age group	No. Of teams	TGR (Amount of population required to generate 1 team)	Future population (2031) within age group	Predicted future number of teams	Additional teams required
Adult (18-55) – males only	29,607	58	510	28,936	57	-1
Adult (18-55) – females only	30,919	5	6184	29,031	4.7	-0.3
Youth (8-18) – boys only	10,237	85	120	10,686	89	4
Total Projected Additional Demand (Teams)						2.7

- 4.4.8 Table 4.7 shows that there will be an additional 4 junior teams and no additional adult teams due to a decrease in population in this age group. The TGR is based on 2014 Sub National Population Projections (SNPP 2014).
- 4.4.9 The demand created by these teams will be in line with ECB guidance, 10 matches per adult team and 8 per junior team. This means the TGR calculation is projecting that there

⁸ The Team Generation Rate calculation uses the current number of teams and the current population to calculate a proxy measure of the number of total residents per relevant sports team. This measure is therefore applied to the projected population (depending on the length of the strategy) to predict how many additional teams will be required in order to satisfy the demand from the 'new' population.

will be a future 32 additional junior matches played in Horsham in 2031, compared with 2018.

4.5 Capacity Analysis for Cricket in Horsham

- 4.5.1 Using the supply of the cricket sites and the current level of demand, the overall capacity of each of the sites has been calculated. 22 of the 28 available cricket sites have been identified as having spare capacity for their grass wickets.
- 4.5.2 Table 4.8 shows the total supply and demand balance for cricket pitches in Horsham, not taking into consideration the use of artificial pitches for matches, which occurs in Horsham. Table 4.8 also shows the balance when it is assumed that non-turf pitches are not used for matches at any age group. It is likely that in reality, a small number of clubs such as those with larger junior sections, will use the non-turf pitches for a small proportion of their matches.

Table 4.8 – Overall Cricket balance figures for Horsham – grass pitches only

Not Including Non-Turf Pitches in Analysis		
Supply and demand figures (matches)	Demand 1185	Supply 1391
Overall balance (matches)	+216	
Pitch balance figure (no. of grass or artificial wickets)	51.2 grass wickets or 3.4 artificial wickets	

- 4.5.3 To assess the availability of cricket facilities at peak times, it has been assumed that the period of highest demand for cricket matches is on a Saturday afternoon for adults and Saturday or Sunday mornings for juniors. The capacity analysis below takes account of peak period usage.

4.6 Capacity Analysis

- 4.6.1 The following section contains the summary capacity analysis for cricket in Horsham, as well as for a number of relevant analyses, as requested by the ECB and the Sport England 2013 Playing Pitch Guidance. The analysis has been divided into the five sub areas and are displayed below accordingly.

Table 4.9: Billingshurst - Summary capacity analysis for cricket

Balance per Pitch Type	Adults (Grass only)	Juniors (playing on only artificial pitches)	All matches played on	
			Grass Only	Grass +Artificial
Supply – pitch capacity in match equivalents (For available sites only)	374	420	374	794
Demand – match equivalents for matches and training	186	192	378	378
Current Balance for secured sites only	188	228	-4	416

Balance per Pitch Type	Adults (Grass only)	Juniors (playing on only artificial pitches)	All matches played on	
			Grass Only	Grass +Artificial
Current Balance for all available sites only	188	228	-4	416
Projected number of teams (10 matches for each additional adult team and 8 matches for each additional junior team)	60	40	100	100
Future additional demand (from TGR)	0	8	8	8
Future balance for all available, secured sites	128	180	-112	308

4.6.2 Table 4.9 identified the following key findings:

- Billingshurst has the highest supply of, and demand for, grass and artificial pitches of all sub areas in the district
- When all cricket pitches with secured use in Billingshurst are considered, the pitches are currently operating under-capacity. However, if all adult and junior matches were played on grass wickets only, there would be overplay of 4 matches.
- Analysis for current supply and demand shows space capacity for an additional 8 match equivalents on grass wickets
- Project number of teams (which is taken from club surveys) combined with future demand from TGRs shows that, if all demand was to be accommodated on grass wickets, cricket pitches will be 90 match equivalents over-capacity per season.

With the inclusion of artificial and grass wickets, there is spare capacity to accommodate all current and future demand for cricket in the Billingshurst sub area.

Table 4.10: Horsham Sub Area - Summary capacity analysis for cricket

Balance per Pitch Type	Adults (Grass only)	Juniors (playing on only artificial pitches)	All matches played on	
			Grass Only	Grass +Artificial
Supply – pitch capacity in match equivalents (For available sites only)	283	120	283	403
Demand – match equivalents for matches and training	130	175	305	305
Current Balance for secured sites only	153	-55	-22	98
Current Balance for all available sites only	153	-55	-22	98
Projected number of teams	0	0	0	0
Future additional demand (from TGR)	0	8	0	0
Future balance for all available, secured sites	153	-63	-22	98

4.6.3 Table 4.10 identifies the following key findings:

- The sub-area is under supplied in terms of Junior artificial wicket provision, with a total of 55 match equivalents over-capacity per season, which is exacerbated by future TGR demand resulting in 63 match equivalents over-capacity per season.
- There is spare capacity on grass wickets when all Adult cricket demand is accounted for, however the pitches are over-capacity by 22 match equivalents per season when all Adult and Junior demand is played on grass wickets only.
- When all current and future demand is played on secured grass and artificial wickets, there is spare capacity in Horsham sub area for 98 match equivalents per season.

Table 4.11: Southwater Sub Area - Summary capacity analysis for cricket

Balance per Pitch Type	Adults (Grass only)	Juniors (playing on only artificial pitches)	All matches played on	
			Grass Only	Grass +Artificial
Supply – pitch capacity in match equivalents (For available sites only)	160	0	160	160
Demand – match equivalents for matches and training	62	40	102	102
Current Balance for secured sites only	98	-40	58	58
Current Balance for all available sites only	98	-40	58	58
Future additional latent demand	10	8	18	18
Future additional demand (from TGR)	0	0	0	0
Future balance for all available, secured sites	88	-48	40	40

4.6.4 Table 4.11 identifies the following key findings:

- There are no artificial wickets in the Southwater sub area. This means that there is an under-supply of artificial wickets by 40 match equivalents per season, when Junior demand is considered on artificial wickets only.
- However, there is spare capacity in this sub area when all current and future, Adult and Junior, demand is played on grass wickets.

Table 4.12: Steyning and Henfield Sub Area - Summary capacity analysis for cricket

Balance per Pitch Type	Adults (Grass only)	Juniors (playing on only artificial pitches)	All matches played on	
			Grass Only	Grass +Artificial
Supply – pitch capacity in match equivalents (For available sites only)	270	120	270	390
Demand – match equivalents for matches and training	157	116	273	273
Current Balance for secured sites only	113	4	-3	117
Current Balance for all available sites only	113	4	-3	117

Future additional latent demand	0	0	0	0
Future additional demand (from TGR)	0	8	8	8
Future balance for all available, secured sites	113	-4	-11	109

4.6.5 Table 4.12 identifies the following key findings:

- In Steyning and Henfield, there is currently a small surplus of artificial wickets, when all Junior demand is played on artificial wickets. There is also currently a small deficit of grass wickets when all Adult and Junior demand is played on grass wickets.
- This small amount of deficit is increased slightly when future demand is considered – four match equivalents for Juniors playing on artificial wickets and 11 match equivalents for Adults and Juniors playing on grass wickets.
- When all Adult and Junior demand (current and future) is played on grass and artificial wickets, there is spare capacity of 109 match equivalents per season.

Table 4.13: Storrington and Pulborough Sub Area - Summary capacity analysis for cricket

Balance per Pitch Type	Adults (Grass only)	Juniors (playing on only artificial pitches)	All matches played on	
			Grass Only	Grass +Artificial
Supply – pitch capacity in match equivalents (For available sites only)	314	120	314	434
Demand – match equivalents for matches and training	115	112	227	227
Current Balance for secured sites only	149	8	37	157
Current Balance for all available sites only	199	8	87	207
Future additional latent demand	10	0	10	10
Future additional demand (from TGR)	0	8	8	8
Future balance for all available, secured sites	139	0	19	139

4.6.6 Table 4.13 identifies the following key findings:

- In the Storrington and Pulborough sub area, there is enough supply to meet demand for cricket in 2018 and 2031.
- There is spare capacity for all cricket demand to be played on grass wickets, however supply meets demand by 2031 (i.e. pitch is at capacity) when Junior play is accommodated on artificial wickets only.

PEAK TIME SUPPLY AND DEMAND ANALYSIS

4.6.7 In line with the 2013 Sport England PPS guidance, this study has considered the total supply and demand for facilities, measured in match equivalents per week and per season.

- 4.6.8 While this is a valuable measure of whether or not pitches are at capacity, underplayed or overplayed, the patterns of demand should also be considered when assessing whether there are sufficient facilities across the district.
- 4.6.9 With this in mind, this section undertakes a peak time capacity analysis, to assess whether there are sufficient facilities during the periods that the greatest proportion of the population like to play cricket.
- 4.6.10 This will indicate whether there are enough pitches to satisfy the demand where a large amount of cricket is played at the same time (e.g. are there enough grass cricket squares so that all adult teams can to play on Saturday afternoons?)
- 4.6.11 The following assumptions on peak times have been developed, based on standard practice for competitive grass roots cricket
- Adult peak demand is assumed to be Saturday PM
 - Youth cricket peak demand is Weekdays anytime
- 4.6.12 A full methodology for calculating peak time capacity can be found in Technical Appendix B – Cricket Analysis.
- 4.6.13 Table 4.14 provides an analysis of all sites across the District where formal cricket demand has been identified. For all relevant sites, it has been identified whether there is spare capacity during the peak period (highlighted green). It should be noted that where sites are at an overall deficit of capacity (highlighted red), it is assumed that there is not spare capacity during the peak period. It has also been assumed that all sites that are currently available for community use but have no formal demand identified, there will be spare capacity at the peak period. Conversely, all sites that are not available for community use are assumed to have no spare capacity at the period of peak demand.

Table 4.14: Peak time supply and demand analysis – Cricket grass squares

Site Name	Sub area	No of Cricket Squares	Availability	Peak Time Balance – Adult Cricket (Sat PM)	Peak Time Balance – Junior Cricket (weekdays)
Alban Head Playing Field	Storrington and Pulborough	1	Available	0.5 match equivalents of spare capacity in the peak period	5 match equivalents of spare capacity in the peak period
Amberley Cricket Club	Storrington and Pulborough	1	Available	0.5 match equivalents of spare capacity in the peak period	5 match equivalents of spare capacity in the peak period
Barns Green Village Green	Billingshurst	1	Available	No spare capacity in the peak period	1 match equivalents of spare capacity in the peak period

Site Name	Sub area	No of Cricket Squares	Availability	Peak Time Balance – Adult Cricket (Sat PM)	Peak Time Balance – Junior Cricket (weekdays)
Broadbridge Heath Cricket Club	Billingshurst	1	Available	No spare capacity in the peak period	4 match equivalents of spare capacity in the peak period
Jubilee Fields	Billingshurst	2	Available	No spare capacity in the peak period	8 match equivalents of spare capacity in the peak period
Henfield Common	Steyning and Henfield	1	Available	No spare capacity in the peak period	1.5 match equivalents of spare capacity in the peak period
Horsham Sports Club	Horsham	2	Available	No spare capacity in the peak period	6 match equivalents of spare capacity in the peak period
King George V Playing Field (Rudgwick)	Billingshurst	2	Available	0.5 match equivalents of spare capacity in the peak period	4 match equivalents of spare capacity in the peak period
King George V Playing Field (Partridge Green)	Southwater	1	Available	No spare capacity in the peak period	4 match equivalents of spare capacity in the peak period
Lower Beeding Association Playing Fields	Southwater	1	Available	0.5 match equivalents of spare capacity in the peak period	5 match equivalents of spare capacity in the peak period
Memorial Playing Field	Steyning and Henfield	1	Available	No spare capacity in the peak period	No spare capacity in the peak period
Nuthurst Cricket Club	Southwater	1	Available	0.5 match equivalents of spare capacity in the peak period	5 match equivalents of spare capacity in the peak period

Site Name	Sub area	No of Cricket Squares	Availability	Peak Time Balance – Adult Cricket (Sat PM)	Peak Time Balance – Junior Cricket (weekdays)
Parham Park	Storrington and Pulborough	1	Available	0.5 match equivalents of spare capacity in the peak period	5 match equivalents of spare capacity in the peak period
Pulborough Recreation Ground	Storrington and Pulborough	1	Available	0.5 match equivalents of spare capacity in the peak period	3 match equivalents of spare capacity in the peak period
Roffey Cricket Club	Horsham	1	Available	No spare capacity in the peak period	1 match equivalents of spare capacity in the peak period
Slinfold Cricket Club	Billingshurst	1	Available	No spare capacity in the peak period	1 match equivalents of spare capacity in the peak period
Southwater Cricket Club	Southwater	1	Available	No spare capacity in the peak period	2 match equivalents of spare capacity in the peak period
Steyning Grammar School, Rocks Road	Steyning and Henfield	2	Available	1 match equivalents of spare capacity in the peak period	10 match equivalents of spare capacity in the peak period
Storrington Recreation Ground	Storrington and Pulborough	1	Available	0.5 match equivalents of spare capacity in the peak period	3 match equivalents of spare capacity in the peak period
Upper Beeding Recreation Ground	Steyning and Henfield	1	Available	No spare capacity in the peak period	5 match equivalents of spare capacity in the peak period
Victory Road Recreation Ground	Horsham	1	Available	No spare capacity in the peak period	2 match equivalents of spare capacity in

Site Name	Sub area	No of Cricket Squares	Availability	Peak Time Balance – Adult Cricket (Sat PM)	Peak Time Balance – Junior Cricket (weekdays)
					the peak period
Warnham Cricket Club	Billingshurst	1	Available	No spare capacity in the peak period	5 match equivalents of spare capacity in the peak period
Washington Recreation Ground	Storrington and Pulborough	1	Available	0.5 match equivalents of spare capacity in the peak period	5 match equivalents of spare capacity in the peak period
West Chiltington Recreation Ground	Storrington and Pulborough	1	Available	No spare capacity in the peak period	2 match equivalents of spare capacity in the peak period
Wiston Cricket Field	Storrington and Pulborough	1	Available	0.5 match equivalents of spare capacity in the peak period	5 match equivalents of spare capacity in the peak period

4.6.14 Table 4.15 below summarises this information and shows the total spare capacity during the peak period for each of the five sub-areas.

Table 4.15: Peak period spare capacity by sub-area

Sub-area	Total spare adult capacity in the peak period (Match Equivalents)	Total spare junior capacity in the peak period (Match Equivalents)
Billingshurst	0.5	23
Horsham	No spare capacity	9
Southwater	1	16
Steyning and Henfield	1	16.5
Storrington and Pulborough	3.5	33

4.6.15 Table 4.15 illustrates that there is very little spare adult capacity for available cricket sites in the peak period, which limits future growth of clubs and does not allow site operators and management team to increase the amount of cricket played on a weekly basis. This will be considered alongside the total supply and demand analysis when providing recommendations on future cricket facility provision across the District.

4.6.16 Table 4.15 also shows a large amount of spare capacity for junior cricket in the peak period. It should be noted that for the analysis, a total capacity of 5 matches per square (weekdays) has been used for junior cricket, which represents the maximum number of

junior matches that can be played in a week. In reality, this capacity would be reduced if cricket club undertake maintenance works or any adult or junior cricket training sessions take place during the week.

4.7 Strategic sites for Protection, Enhancement and Provision

4.7.1 Based on the evidence collated in the PPS for cricket pitch provision, it can be concluded that there are certain cricket facilities across Horsham that are recorded as high value sites, for a number of reasons.

4.7.2 Table 4.14 provides a justification for how each of the cricket sites should be Protected, Enhanced or Provided for.

Table 4.14 – Strategic cricket sites for protection and enhancement

Site Name	Sub Area	No of Pitches	Games Per Season		Peak Time Analysis		Justification for Protection (PR), Enhancement (E) or Provision (PV)	
			Games played (Adult – Junior)	Capacity (Grass – Artificial)	Saturday PM or Sunday PM (Adult) 2 slots available per week	Weekdays (Juniors) 5 slots available		
Alban Head Playing Field	Storrington and Pulborough	1	10-0	36-0	This site is currently under capacity 0.5 spare match slot	This site is currently under capacity 5 spare match equivalents	P	This site should be protected as playing fields in the Local Plan. It is used by Watersfield CC, which has one senior team and one U7 team.
							R	
							E	
							P	No required provision has been identified as part of this study.
							V	
Amberley Cricket Club	Storrington and Pulborough	1	10-0	24-0	This site is currently under capacity 0.5 spare match slot	This site is currently under capacity 5 spare match	P	This site should be protected as playing fields in the Local Plan – it is used by teams of Amberley Cricket Club, which has one senior team.
							R	

Site Name	Sub Area	No of Pitches	Games Per Season		Peak Time Analysis		Justification for Protection (PR), Enhancement (E) or Provision (PV)	
			Games played (Adult – Junior)	Capacity (Grass – Artificial)	Saturday PM or Sunday PM (Adult) 2 slots available per week	Weekdays (Juniors) 5 slots available		
						equivalents	E	The site provides basic cricket facilities, yet they are adequate for the needs of the club. No enhancement has been recommended at this site.
							P V	No required provision has been identified as part of this study.
Ashurst Recreation Ground	Steyning and Henfield	1	10	24-0	This site is currently under capacity 1 spare match slot	This site is currently under capacity 20 spare match equivalents	P	This site should be protected as playing fields in the Local Plan. It is used by Ashurst Cricket Club, which has one Adult team.
							E	The main issue at this site is that the outfield is over-used at times and slightly uneven, as a result of football pitches in use during the Winter. There are also lots of potholes in the car park, which is in need of resurfacing.
							P V	No required provision has been identified as part of this study.
Barns Green Village Green	Billingshurst	1	40-8	40-60	This site is currently at capacity	This site is currently under capacity 1 spare match equivalents	P R	This site should be protected as playing fields in the Local Plan. It is used by Barns Green Cricket Club, which has four senior teams and one Youth U10 team.
							E	The site scored an overall good quality rating (75.86%). The outfield, artificial wicket and changing facilities are of good quality.

Site Name	Sub Area	No of Pitches	Games Per Season		Peak Time Analysis		Justification for Protection (PR), Enhancement (E) or Provision (PV)	
			Games played (Adult – Junior)	Capacity (Grass – Artificial)	Saturday PM or Sunday PM (Adult) 2 slots available per week	Weekdays (Juniors) 5 slots available		
								No enhancement has been identified as part of this study.
							P V	No required provision has been identified as part of this study.
Broadbridge Heath Cricket Club	Billingshurst	1	20-16	60-60	This site is currently at capacity	This site is currently under capacity 4 spare match equivalents	P	This site should be protected as playing fields in the Local Plan. It is used by Broadbridge Heath Cricket Club, which has two Adult teams and two Youth teams, U10 and U12.
							E	The site scored an overall good quality rating (78%). The outfield, grass wickets and changing facilities are of high quality. No enhancement has been identified as part of this study.
							P V	No required provision has been identified as part of this study.
Cottesmore School	Horsham	3	N/A	116-0	N/A – not available for community use	N/A – not available for community use	P R	This site should be protected as playing fields in the Local Plan. This site is not available for community use – therefore no community demand data was gathered – but it is used by pupils of the school.

Site Name	Sub Area	No of Pitches	Games Per Season		Peak Time Analysis		Justification for Protection (PR), Enhancement (E) or Provision (PV)	
			Games played (Adult – Junior)	Capacity (Grass – Artificial)	Saturday PM or Sunday PM (Adult) 2 slots available per week	Weekdays (Juniors) 5 slots available		
							E	The three pitches at this site are of standard quality (55% to 74% overall scores). The changing facilities at this site are of good quality, but the non-turf practice nets are poor and in need of refurbishment/ replacement.
							P V	No required provision has been identified as part of this study.
Henfield Common	Steyning and Henfield	1	65-56	56-0	This site is currently at capacity	This site is currently under capacity 1.5 spare match equivalents	P	This site should be protected as playing fields in the Local Plan. It is used by Henfield Cricket Club, which has four senior teams, one of which is female, and three junior teams.
							E	The Club has recently refurbished the external of the changing pavilion, however to accommodate future grow, a larger pavilion is required. Development of football pitches on the site has led to a reduction in the cricket pitch size, which the Club would like to re-address.
							P V	No required provision has been identified as part of this study.
Horsham					This site is currently at	This site is	P	This site should be protected as playing

Site Name	Sub Area	No of Pitches	Games Per Season		Peak Time Analysis		Justification for Protection (PR), Enhancement (E) or Provision (PV)	
			Games played (Adult – Junior)	Capacity (Grass – Artificial)	Saturday PM or Sunday PM (Adult) 2 slots available per week	Weekdays (Juniors) 5 slots available		
Sports Club	Horsham	2	50-64	125-60	capacity	currently under capacity 6 spare match equivalents	R	fields in the Local Plan. It is used by Horsham Cricket Club, which has five senior teams, one of which is female and eight junior teams.
							E	The cricket pitches and changing pavilion at this site are of good quality (86% and 79% overall quality scores). No enhancement has been identified as part of this study.
							P V	No required provision has been identified as part of this study.
Jubilee Fields	Billingshurst	2	38-32	103-60	This site is currently at capacity	This site is currently under capacity 8 spare match equivalents	P R	This site should be protected as playing fields in the Local Plan. The site is used by Billingshurst CC, a large cricket club in the area, which has 4 senior and 4 junior teams ranging from u9-u16.
							E	The cricket pitches and changing pavilion at this site are of good and standard quality (90% and 70% overall quality scores). No enhancement has been identified as part of this study.
							P V	No required provision has been identified as part of this study.
King	Billingshurst	1	10-16	60-60	This site is currently under	This site is	P	This site should be protected as playing

Site Name	Sub Area	No of Pitches	Games Per Season		Peak Time Analysis		Justification for Protection (PR), Enhancement (E) or Provision (PV)	
			Games played (Adult – Junior)	Capacity (Grass – Artificial)	Saturday PM or Sunday PM (Adult) 2 slots available per week	Weekdays (Juniors) 5 slots available		
George V Playing Field (Rudgwick)					capacity 0.5 spare match slots	currently under capacity 4 spare match equivalents	R	fields in the Local Plan. It is used by Rudgwick Cricket Club, which has 1 senior team and 1 youth u10 team.
							E	The grass wickets are of good quality with a standard outfield, however the practice nets and artificial wickets on site are in poor condition and in need of replacement.
							P V	No required provision has been identified as part of this study.
King George V Playing Field (Partridge Green)	Southwater	1	13-13	48-0	This site is currently at capacity	This site is currently under capacity 4 spare match equivalents	P R	This site should be protected as playing fields in the Local Plan. It is used by Partridge Green Cricket Club, who have one adult and one junior team. It is also used by two teams from Southwater CC (one adult and one junior)
							E	The cricket pitch and changing pavilion at this site are of standard quality. No issues were raised by the Club and therefore no enhancement has been identified as part of this study.
							P V	No required provision has been identified as part of this study.

Site Name	Sub Area	No of Pitches	Games Per Season		Peak Time Analysis		Justification for Protection (PR), Enhancement (E) or Provision (PV)	
			Games played (Adult – Junior)	Capacity (Grass – Artificial)	Saturday PM or Sunday PM (Adult) 2 slots available per week	Weekdays (Juniors) 5 slots available		
Lower Beeding Association Playing Fields	Southwater	1	10-0	24-0	This site is currently under capacity 0.5 spare match slot	This site is currently under capacity 5 spare match equivalents	P	This site should be protected as playing fields in the Local Plan. It is used by Cowfold & Lower Beeding Cricket Club, which has 1 senior team.
							R	
							E	
							P	No required provision has been identified as part of this study.
Memorial Playing Field	Steyning and Henfield	1	62-60	60-60	This site is currently operating at capacity	This site is currently operating at capacity	P	This site should be protected as playing fields in the Local Plan. This site is used by Steyning Cricket Club, which has 4 senior teams and 10 junior teams.
							R	
							E	
							P	No required provision has been identified as part of this study.
							V	

Site Name	Sub Area	No of Pitches	Games Per Season		Peak Time Analysis		Justification for Protection (PR), Enhancement (E) or Provision (PV)	
			Games played (Adult – Junior)	Capacity (Grass – Artificial)	Saturday PM or Sunday PM (Adult) 2 slots available per week	Weekdays (Juniors) 5 slots available		
Nuthurst Cricket Club	Southwater	1	13-0	24-0	This site is currently under capacity 0.5 spare match slot per year	This site is currently under capacity 5 spare match equivalents	P	This site should be protected as playing fields in the Local Plan. It is used by teams at Nuthurst Cricket Club, which has 1 senior team and 1 youth u10 team.
							R	
							E	
Parham Park	Storrington and Pulborough	1	10-0	50-0	This site is currently under capacity 0.5 spare match slot	This site is currently under capacity 5 spare match equivalents	P	This site should be protected as playing fields in the Local Plan. It is used by Parham Park Cricket Club, which has 1 senior team.
							R	
							E	
Pulborough Recreation	Storrington and	1	10-32	40-0	This site is currently over capacity	This site is currently	P	This site should be protected as playing fields in the Local Plan. It is used by
							R	
							V	

Site Name	Sub Area	No of Pitches	Games Per Season		Peak Time Analysis		Justification for Protection (PR), Enhancement (E) or Provision (PV)	
			Games played (Adult – Junior)	Capacity (Grass – Artificial)	Saturday PM or Sunday PM (Adult) 2 slots available per week	Weekdays (Juniors) 5 slots available		
Ground	Pulborough				0.5 spare match slots per year	under capacity 3 spare match equivalents		
							E	The overall quality of this site is poor. The pitch is severely sloped and fairly bumpy, but the drainage appears to be adequate. The changing facility is showing signs of age and the non-turf practice nets are very poor quality. Refurbishment/replacement of all facilities at this site is needed.
							P V	No required provision has been identified as part of this study.
Roffey Cricket Club	Horsham	1	40-64	60-0	This site is currently at capacity	This site is currently under capacity 1 spare match equivalents	P R	
							E	The grass wickets and non-turf practice nets at this site are of good quality (80%-83%), however the changing pavilion is of standard quality (52%) and the drainage on the site is very poor – it has collapsed in areas. To mitigate flooding of the pitch during wet weather, improvement to the drainage system at this site is required.
							P	No required provision has been identified as

Site Name	Sub Area	No of Pitches	Games Per Season		Peak Time Analysis		Justification for Protection (PR), Enhancement (E) or Provision (PV)	
			Games played (Adult – Junior)	Capacity (Grass – Artificial)	Saturday PM or Sunday PM (Adult) 2 slots available per week	Weekdays (Juniors) 5 slots available		
							V	part of this study.
Slinfold Cricket Club	Billingshurst	1	40-64	52-0	This site is currently at capacity	This site is currently under capacity 9 spare match equivalents	P	This site should be protected as playing fields in the Local Plan - it is used by Slinfold Cricket Club, which has 4 senior teams and 8 youth teams.
							R	
							E	The quality of the pitch at this site is good, yet the changing pavilion is poor. Club teams currently use a marquee for changing, which is unsuitable. The maintenance equipment at this site is also poor and is hindering the quality of the pitch. Improvement to the changing facilities and an upgrade of the maintenance equipment is required to sustain community use of this site.
							P	No required provision has been identified as part of this study.
							V	
Southwater Cricket Club	Southwater	1	26-27	64-0	This site is currently at capacity	This site is currently under capacity 1 spare match equivalents	P	This site should be protected as playing fields in the Local Plan. It is used by Southwater Cricket Club, one of the largest clubs in the area, which has 4 senior teams and 7 youth teams, ranging from u9-u16.
							R	
							E	This site is due for redevelopment by Barclays Homes, to help with a new housing

Site Name	Sub Area	No of Pitches	Games Per Season		Peak Time Analysis		Justification for Protection (PR), Enhancement (E) or Provision (PV)	
			Games played (Adult – Junior)	Capacity (Grass – Artificial)	Saturday PM or Sunday PM (Adult) 2 slots available per week	Weekdays (Juniors) 5 slots available		
								plan. As part of the deal, the company will build a new pitch on the field next to the current site with a new pavilion.
							P V	Support should be provided to the Club in receiving adequate facilities following the development of its existing site.
Steyning Grammar School, Rocks Road	Steyning and Henfield	2	10-0	16-60	This site is currently under capacity 1 spare match slots per year	This site is currently under capacity 10 spare match equivalents	P	This site should be protected as playing fields in the Local Plan. It is used by R.M.U Cricket Club, which has 1 senior team.
							E	A large site with two cricket pitches which are well utilised by the school and cricket club. The facilities are of standard quality (63% and 65% overall site scores) and no issues were raised during consultation. No enhancement is required as part of this study.
							P V	In order to better meet the needs of the clubs, a dedicated changing pavilion adjacent to the pitches is recommended.
Storrington Recreation Ground	Storrington and Pulborough	1	10-32	40-60	This site is currently under capacity 0.5 spare match slots per	This site is currently under capacity 3 spare match	P R	This site should be protected as playing fields in the Local Plan. It is used by Storrington Cricket Club, which has 4 youth teams.

Site Name	Sub Area	No of Pitches	Games Per Season		Peak Time Analysis		Justification for Protection (PR), Enhancement (E) or Provision (PV)	
			Games played (Adult – Junior)	Capacity (Grass – Artificial)	Saturday PM or Sunday PM (Adult) 2 slots available per week	Weekdays (Juniors) 5 slots available		
					year	equivalents	E	The pitches are of standard quality (61%) and no issues were raised during consultation. No enhancement is required as part of this study.
							P V	No required provision has been identified as part of this study.
Sussex Football Academy / Faygate Playing Fields	Horsham	1	40-0	48-0	This site is currently under capacity 1 spare match slots per year	This site is currently under capacity 20 spare match equivalents	P	This site should be protected as playing fields in the Local Plan. It is used by the 3 rd and 4 th Men's teams at Roffey CC.
							E	The overall quality score for this site is standard (56%), however the site does suffer from unofficial use that has a detrimental effect on the quality of the pitches.
							P V	No required provision has been identified as part of this study.
The Blackstone Academy Ground	Steyning and Henfield	2	90-0	90-0	This site is currently at capacity	This site is currently at capacity	P R	This site should be protected as playing fields in the Local Plan. County Junior squads, Sussex Disability county teams and local schools, regularly play and train here at this site.
							E	The cricket pitches at this site are of good quality and the changing pavilion is in an

Site Name	Sub Area	No of Pitches	Games Per Season		Peak Time Analysis		Justification for Protection (PR), Enhancement (E) or Provision (PV)	
			Games played (Adult – Junior)	Capacity (Grass – Artificial)	Saturday PM or Sunday PM (Adult) 2 slots available per week	Weekdays (Juniors) 5 slots available		
								excellent condition (100%), which contributed to 94% and 92% overall site scores. No enhancement is required as part of this study.
							P V	No required provision has been identified as part of this study.
The Forest School	Horsham	1	N/A	0-60	N/A – not available for community use	N/A – not available for community use	P	This site should be protected as playing fields in the Local Plan, as it is used by pupil of the School. The facilities are unavailable for community use.
							E	The overall quality score for this site is poor (43%) – the pitch outfield and grass wickets are very poor quality. As the facilities are unavailable for community use, no enhancement is required as part of this study.
							P V	No required provision has been identified as part of this study.
The Rydon Community College	Storrington and Pulborough	1	N/A	0-60	N/A – not available for community use	N/A – not available for community use	P R	This site should be protected as playing fields in the Local Plan, as it is used by pupil of the School. The facilities are unavailable for community use.
							E	The overall quality score for this site is

Site Name	Sub Area	No of Pitches	Games Per Season		Peak Time Analysis		Justification for Protection (PR), Enhancement (E) or Provision (PV)	
			Games played (Adult – Junior)	Capacity (Grass – Artificial)	Saturday PM or Sunday PM (Adult) 2 slots available per week	Weekdays (Juniors) 5 slots available		
								standard (66%) – the pitch outfield and artificial wickets are standard quality, but the changing pavilion is excellent (92%). As the facilities are unavailable for community use, no enhancement is required as part of this study.
							P V	No required provision has been identified as part of this study.
The Weald Community School and Sixth Form	Billingshurst	3	N/A	45-180	N/A – no community use was identified as part of this study	N/A – no community use was identified as part of this study	P	This site should be protected as playing fields in the Local Plan, as it is used by pupil of the School.
							E	There is one standard quality pitch (59%) and two poor quality (both 46%) pitches at this site. The two poor quality pitches have artificial wickets and non-turf practice nets that are in need of refurbishment/ replacement.
							P V	No required provision has been identified as part of this study.
Upper Beeding Recreation Ground	Steyning and Henfield	1	20-0	24-0	This site is currently at capacity	This site is currently under capacity 5 spare match	P R	This site should be protected as playing fields in the Local Plan. It is used by Beeding & Bamber Cricket Club, which has 2 senior teams.

Site Name	Sub Area	No of Pitches	Games Per Season		Peak Time Analysis		Justification for Protection (PR), Enhancement (E) or Provision (PV)	
			Games played (Adult – Junior)	Capacity (Grass – Artificial)	Saturday PM or Sunday PM (Adult) 2 slots available per week	Weekdays (Juniors) 5 slots available		
						equivalents	E	The overall quality score for this site is standard (58%) – the changing pavilion is dated and in need of refurbishment/ replacement.
							P V	No required provision has been identified as part of this study.
Victory Road Recreation Ground	Horsham	1	40-57	50-60	This site is currently at capacity	This site is currently under capacity 2 spare match equivalents	P	This site should be protected as playing fields in the Local Plan. It is used by Horsham Trinity CC, which has 4 senior teams and 8 youth teams.
							E	The cricket pitch and changing pavilion at this site are of good quality, particularly the pitch outfield (87%) and grass wicket (83%) No enhancement has been identified as part of this study.
							P V	No required provision has been identified as part of this study.
Warnham Cricket Club	Billingshurst	1	28-0	44-0	This site is currently at capacity	This site is currently under capacity 5 spare match equivalents	P R	This site should be protected as playing fields in the Local Plan. It is used by teams of Warnham Cricket Club, which has 2 senior teams and Holmbush Park Cricket Club, which has 1 senior team.
							E	The overall quality score for this site is

Site Name	Sub Area	No of Pitches	Games Per Season		Peak Time Analysis		Justification for Protection (PR), Enhancement (E) or Provision (PV)	
			Games played (Adult – Junior)	Capacity (Grass – Artificial)	Saturday PM or Sunday PM (Adult) 2 slots available per week	Weekdays (Juniors) 5 slots available		
								standard (59%) and the pitch outfield is of good quality (80%). However, houses within close proximity of the pitch boundary are susceptible to being struck by cricket balls and therefore protecting netting is required. The changing pavilion is of poor quality (40%) and in need of refurbishment/ replacement.
							P V	No required provision has been identified as part of this study.
Washington Recreation Ground	Storrington and Pulborough	1	10-0	0-0	This site is currently over capacity 0.5 spare match slot	This site is currently under capacity 5 spare match equivalents	P R	This site should be protected as playing fields in the Local Plan. It is used by Washington Cricket Club , which has 1 senior team.
							E	The site is of poor quality – 45% quality score. There is poor drainage and molehills present across the pitch outfield. Improvement to the drainage and surface of the pitch would enhance the site for cricket use.
							P V	No required provision has been identified as part of this study.
West Chiltington	Storrington and	1	40-48	100-60	This site is currently at	This site is currently	P	This site should be protected as playing fields in the Local Plan. It is used by West

Site Name	Sub Area	No of Pitches	Games Per Season		Peak Time Analysis		Justification for Protection (PR), Enhancement (E) or Provision (PV)	
			Games played (Adult – Junior)	Capacity (Grass – Artificial)	Saturday PM or Sunday PM (Adult) 2 slots available per week	Weekdays (Juniors) 5 slots available		
Recreation Ground	Pulborough				capacity	under capacity 2 spare match equivalents	R	Chiltington & Thakeham Cricket Club , which has 4 senior teams, one of which is womens, 6 youth teams.
							E	The facilities at this site are of good quality (79% overall score), especially the changing pavilion, which recently developed a new building and scored 100% quality score. As a multi-sport site, there is demand from the football club for additional mini soccer pitches. Protection of the cricket pitch outfield is the priority for the club and support should be provided for this.
							P V	No required provision has been identified as part of this study.
Wiston Cricket Field	Storrington and Pulborough	1	15-0	24-0	This site is currently under capacity 0.5 spare match slot	This site is currently under capacity 5 spare match equivalents	P R	This site should be protected as playing fields in the Local Plan. It is used by Steyning Rebels Cricket Club, which have 1 senior team.
							E	The facilities at this site are of poor quality (41% overall score), particularly the changing pavilion – 20% assessment score. There is also a lack of car parking at this site.

Site Name	Sub Area	No of Pitches	Games Per Season		Peak Time Analysis		Justification for Protection (PR), Enhancement (E) or Provision (PV)	
			Games played (Adult – Junior)	Capacity (Grass – Artificial)	Saturday PM or Sunday PM (Adult) 2 slots available per week	Weekdays (Juniors) 5 slots available		
							P V	An improvement to the changing facilities and car parking provision at this site is required to sustain community usage.

4.8 Cricket Summary

- 4.8.1 This section summarises the findings from the cricket analysis, which will form the basis of the recommendation and action plan section for Horsham District Council.
- 4.8.2 Table 4.15 includes the response to 5 key questions, which are asked for all PPS studies across the UK, in order to provide a standardised illustration of supply and demand for sports provision.

Table 4.15 – Key PPS findings for cricket in Horsham

Key Question	Analysis
What are the main characteristics of the current supply and demand for provision?	<p>There are 32 cricket sites in Horsham, 29 sites are available to the community and 27 of these have secured community access. Ownership of cricket sites across the District is dominated by Local Authority/Parish Council sites, with a total of 21.</p> <p>The majority of pitches (24) in Horsham were deemed standard as part of the site assessments. There are 10 pitches of good quality (with the majority -6- located in the Billingshurst and Horsham sub areas) and 6 poor quality pitches (2 in Billingshurst, 1 in Horsham and 1 in Storrington and Pulborough).</p> <p>Demand for cricket in Horsham is high with a number of clubs having more than ten teams; the clubs with the largest number of cricket teams in Horsham are Steyning CC (14 teams), Henfield CC (13 teams), Horsham CC (13 teams), Barns Green CC, Roffey CC and Sinfeld CC (12 teams each). There is a total of 148 teams and 28 clubs identified as playing in Horsham.</p>
Is there enough accessible and secured community use provision to meet current demand	<p>Parham Park is the only sites with unsecured community use, however, there are only 3 sites in Horsham that are not available for community use (Cottesmore School, The Forest School and The Rydon Community College). The analysis has identified spare capacity of secured cricket provision, demonstrating that there is sufficient accessible and secured provision to meet current demand within the District.</p>
Is the provision that is accessible of sufficient quality and appropriately maintained?	<p>85% of cricket sites in Horsham scored a quality rating of standard or good, which suggests an adequate level of maintenance is being provided. There are six pitches across the District that scored as poor: Wiston Cricket Field, Washington Recreation Ground, Rydborough Recreation Ground, The Forest School and The Weald Community school were identified as some of the lowest scoring in the area and therefore these sites require increased maintenance and investment to upgrade these sites.</p>
What are the main characteristics of the future supply and demand for provision	<p>The future supply and demand analysis indicates that there will be significant spare capacity of grass pitch provision, when this is complemented by the utilisation of artificial wickets amongst sites for mid-week and junior matches.</p> <p>However, if all future demand was to be placed on grass wickets only, the analysis shows an overplay of 112 matches on secured sites by 2031.</p>
Is there enough accessible and secured community use provision to meet future demand?	<p>There are 32 cricket sites in Horsham, 29 sites are available to the community and 27 of these have secured community access. Ownership of cricket sites across the District is dominated by Local Authority/Parish Council sites, with a total of 21.</p> <p>The majority of pitches (24) in Horsham were deemed standard as part of the site assessments. There are 10 pitches of good quality (with the majority -6- located in the Billingshurst and Horsham sub areas) and 6 poor quality pitches (2 in Billingshurst, 1 in Horsham and 1 in Storrington and Pulborough).</p> <p>Demand for cricket in Horsham is high with a number of clubs having more than ten teams; the clubs with the largest number of cricket teams in Horsham are Steyning CC (14 teams), Henfield CC (13 teams), Horsham CC (13 teams), Barns Green CC, Roffey CC and Sinfeld CC (12 teams each). There is a total of 148 teams and 28 clubs identified as</p>

Key Question	Analysis
	playing in Horsham.

4.9 Introduction and Strategic Context

4.9.1 The Rugby Football Union (RFU) is the national governing body responsible for grassroots and elite rugby in England. The RFU season operates from September to April.

RFU STRATEGIC PLAN (2017-2021)

4.9.2 In October 2017, the RFU published its strategic plan, with the overall objective of being England's strongest sport, underpinned by good governance and regulation, as well as increased investment in the game to drive elite performance and community participation⁹.

4.9.3 The following key areas of focus are particularly relevant for this strategy;

- **Protect our clubs:** Support clubs to protect themselves against risks to sustainability in the key areas of leadership, facilities and finances. Support clubs to meet all their statutory and regulatory obligations
- **Expand places to play through Artificial Grass Pitches:** Install and manage strategically placed Artificial Grass Pitches (AGP's) nationwide, increasing playing opportunities for the 15-a-side game and other variants in communities where natural turf pitches are significantly overused. Improve access to rugby in non-traditional and urban areas
- **Engage new communities in rugby:** Increase female player numbers, with more teams and matches, expansion in the education environment and transitioning more players to clubs
- **Grow the grass-roots game:** Increase the number of active male and female (14+) 15-a-side teams by 10%. Increase the number of 15-a-side matches played by 20%. Increase the number of active rugby union players by 10%.

4.9.4 The objectives and targets of the RFU will be referenced throughout this strategy and utilised to prioritise facility development projects as part of the recommendations and action plan section.

4.10 Consultation Overview

4.10.1 The demand for rugby in the study area is satisfied by four clubs: Pulborough Rugby Club (19 teams) Holbrook Rugby Club (1 team), Horsham RUFC (17 teams) and Barnes Green RFC (2 teams). While Horsham RUFC, Pulborough Rugby Club and Holbrook Rugby Club own and manage their own ground, Barnes Green RFC currently use a site that is privately owned and with unsecured community use.

4.11 Supply

4.11.1 There are twelve sites in Horsham comprising rugby pitches and eight of these sites are able to accommodate community rugby usage. Four of these eight sites are available for

⁹ RFU Strategic Plan (<http://www.englandrugby.com/about-the-rfu/rfu-strategic-plan/>): 2017)

community use and currently accommodate community rugby use. Details of ownership and management of rugby sites is shown in Table 5.1.

Table 5.1: Details of supply - rugby sites in Horsham

Site Name	Sub Area	Community use on site	Security of Use	Owners	Management Type	Senior	Junior / Mini
Barns Green RFC ¹⁰	Billingshurst	Available	Unsecured	Private	Unknown	2	0
Bluecoats Sports Health and Fitness Club	Southwater	Not Available	Unsecured	Education	Leisure Centre	0	7
Coolhurst Ground (Horsham RFC)	Horsham	Available	Secured	Club	Club	4 ¹¹	0
Pennthorpe School	Billingshurst	Available	Unsecured	Private	Education	1	1
Pulborough Rugby Club	Storrington and Pulborough	Available	Secured	Club	Club	3	0
Steyning Grammar School, Rocks Road	Steyning and Henfield	Available	Unsecured	Council	Education	1	1
Tanbridge House School	Horsham	Not Available	Unsecured	Local Authority	Education	0	1
Tanbridge House School	Horsham	Available	Unsecured	Local Authority	Education	1	0
The College of Richard Collyer	Horsham	Not Available	Unsecured	Private	Education	0	1
The Forest School	Horsham	Not Available	Unsecured	Local Authority	Education	0	1
The Holbrook Club (Holbrook Rugby Club)	Horsham	Available	Unsecured	Club	Leisure Centre	1	0
The Weald Community School and Sixth Form	Billingshurst	Not Available	Unsecured	Local Authority	Education	2	0
Windlesham House School	Storrington and Pulborough	Available	Secured	Education	Education	1	2

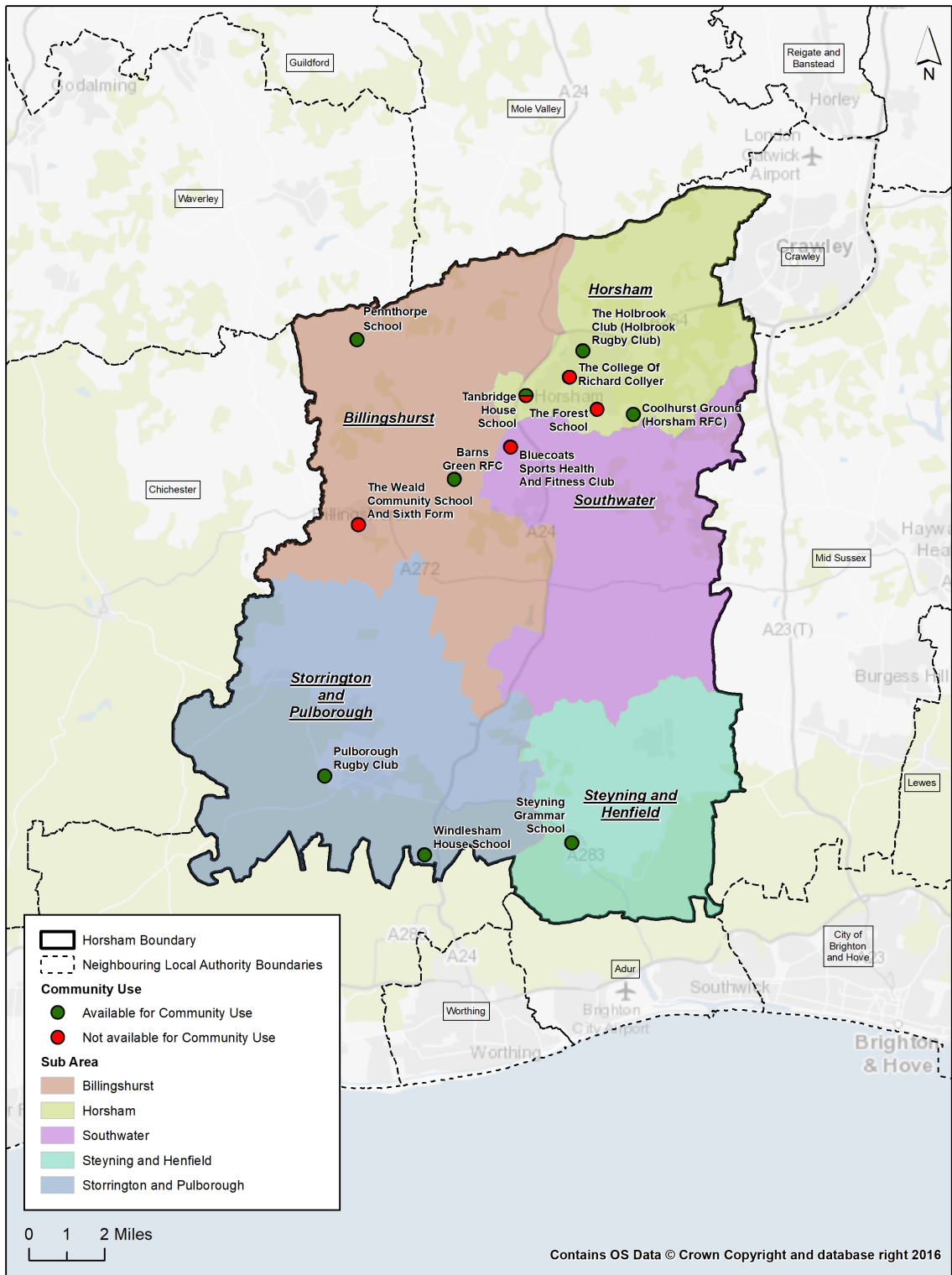
¹⁰ Club did not respond to 4global's requests for information

¹¹ Coolhurst Ground: 4 senior pitches at time of assessment. Consultation with the RFU has revealed that currently one grass pitch has been replaced with a WR22 AGP.

- 4.11.2 The Holbrook Club (Holbrook Rugby Club) has unsecured community use, as the site owners are planning to sell the playing fields to developers.¹² The Club require security of use for other rugby pitches in the study area to meet demand from teams and for financial sustainability. Barns Green RFC pitches are also privately owned and therefore have unsecured community use. The two large rugby clubs in the study area – Horsham RUFC and Pulborough Rugby Club are club-owned and therefore have security of tenure for use of these sites. Steyning RFC have unsecured use of the pitches at Steyning Grammar school (Rocks Road). It should also be noted that they use the AGP at the school to train on and for 02 Touch Rugby Sessions.
- 4.11.3 Map 5.1 overleaf shows the geographic location of the rugby pitches across the study area and illustrates that two rugby clubs are located in the Horsham sub area, one in the Billingshurst sub area and one in the Storrington and Pulborough sub area.

¹² Following the initial consultation with Holbrook RUFC, a later consultation has confirmed that one Rugby pitch was sold in 2017 by the owners, leaving them with one rugby pitch. However, they have confirmed that there are no current plans for the remaining rugby pitch to be sold off.

Map 5.1 – Rugby pitch audit in Horsham



Rugby Union pitch sites by community use availability in Horsham

QUALITY ASSESSMENT

- 4.11.4 Each site was visited and assessed by 4global using non-technical assessments as determined by the RFU. The methodology for assessing rugby pitch quality analyses two key elements; the maintenance programme and level of drainage. Further detail on this process can be seen in the Technical Appendix C – Rugby Union Analysis.
- 4.11.5 Each pitch is scored and classified in one of three categories. These represent actions required to improve site quality. A breakdown for each of the two scoring elements and three respective categories is provided in the following two tables.

Table 5.2 – Rugby pitch maintenance quality assessment specifications. Source: RFU PPS Guidance

Category	Overall Quality Rating
MO	Action requires significant improvements to the maintenance programme
M1	Action requires minor improvements to the maintenance programme
M2	Action requires no improvements to the maintenance programme

Table 5.3 – Rugby pitch drainage quality assessment specifications. Source: RFU PPS Guidance

Category	Overall Quality Rating
DO	Action on pipe draining system is needed on pitch
D1	Action on silt drainage system is needed on pitch
D2	No action is needed on pitch drainage

- 4.11.6 These scores are then combined to provide a match equivalent capacity, as calculated in table 5.4 below. Depending on the score of a site, a pitch is assigned a certain carrying capacity which can then be used to calculate the overall capacity of a site.

Table 5.4 – Match equivalent calculation for rugby pitches. Source: Appendices 4a to 4c – Rugby Football Union¹³

Drainage	Maintenance		
	Poor (MO)	Standard (M1)	Good (M2)
Natural Inadequate (DO)	0.5	1.5	2
Natural Adequate (D1)	1.5	2	3
Pipe Drained (D2)	1.75	2.5	3.25
Pipe and Slit Drained (D3)	2	3	3.5

- 4.11.7 Table 5.5 summarises the quality assessment results for those sites currently used by the community. Full details of the subsequent carrying capacity allocations of each site by pitch type can be found in Technical Appendix C – Rugby Analysis.

¹³ Sport England PPS Guidance – RFU Appendices (<http://goo.gl/em3wyj>: 2015)

Table 5.5 – Quality summary by pitch type

Drainage	Maintenance		
	Poor (M0)	Standard (M1)	Good (M2)
Natural Inadequate (D0)	3	0	0
Natural Adequate (D1)	6	0	5
Pipe Drained (D2)	5	7	2
Pipe and Slit Drained (D3)	0	0	0

4.11.8 Across all rugby pitches in the study area, the pitches at Penntorpe School (one senior and one junior pitch) and The Forest School (one junior pitch) were given the poorest assessment score as they were deemed as having inadequate drainage and very poor maintenance.

4.11.9 The best quality pitches in the area are located at the Bluecoats Sports & Health and Fitness, The Holbrook Club (Holbrook Rugby Club) and Coolhurst Ground (Horsham RFC), as all three sites have some pitches that are pipe drained, although not all pitches at Coolhurst are pipe drained.

4.12 Demand

CURRENT DEMAND

4.12.1 Through the demand consultations with clubs, four clubs have been identified as playing in Horsham. Survey responses were received by three clubs and are shown in Table 5.6 below, with details on the team profiles.

Table 5.6 – Rugby club profiles for responding clubs. Source: PPS club consultations

Club	Sub Area	No. of competitive teams				Total
		Adult	18-19 years youth teams	Junior teams (U12-17)	Mini / Midi teams (U7-11)	
Pulborough Rugby Club	Storrington and Pulborough	4	2	7 (including girls)	6	19
Holbrook Rugby Club	Horsham	1	0	0	0	1
Horsham RUFC	Horsham	3	1	7 (including girls)	6	17
Barnes Green RFC*	Billingshurst	2	0	0	0	2
Steyning RFC	Steyning	1	0	0	0	1
Total		11	3	14	12	40

*club did not respond to 4global's requests for information.

4.12.2 For mid-week training sessions, Horsham RUFC and Pulborough Rugby Club use non-pitch grassed areas at their homegrounds, while Holbrook Rugby Club has a small-sided 3G AGP that it uses for mid-week training during the Winter. Steyning RFC use the astro-turf at Steyning Grammar School

4.12.3 A summary of the consultation undertaken with the two key responding rugby clubs in Horsham are displayed in Table 5.7 below. Further detail on the demand consultations and data collection can be seen in Technical Appendix C – Rugby Analysis.

Table 5.7: Summary of demand consultations from rugby clubs in Horsham

Club	Consultation Summary
<p>Pulborough Rugby Club</p>	<p>The club own and maintain the land upon which they play and train. No issues with the quality of pitches was specified.</p> <p><u>Senior teams and pitch usage:</u></p> <ul style="list-style-type: none"> • 4 senior mens teams - train together on a Tuesday (2 hours) and a Thursday (2 hours) on 1 pitch. There are 3 senior mens teams in Leagues / Merit tables and 1 occasional 'Port Drinkers' team. • 1 senior women's teams - train on a Tuesday (2 hours) and a Thursday (2 hours) on 1 pitch. <p><u>Junior teams:</u></p> <ul style="list-style-type: none"> • Boys: U12,13,14,15,16 and Colts - Sunday Morning Train/Play • Girls: U13,15,18- Sunday Morning Train/Play • Minis: U6,7,8,9,10,11- Sunday Morning Train/Play <p><u>Development plans:</u></p> <ul style="list-style-type: none"> • The installation of a new AGP pitch to deal with training over capacity is a priority for the club. The club sometimes use open spaces to train as it is very busy and also that some training gets called off in the Winter, so it must rent AGP/Indoor spaces. • Expansion of the club house to deal with increased demand – new changing rooms required and highlighted within the County Facility Plan. • Priority project for the club identified as permanent floodlighting to training pitch in the next 18 – 24 months. The club uses temporary, portable floodlights to accommodate midweek training demand and has some early plans to develop a covered training facility. • The club is looking to tarmac its parking which is in a poor condition. • The club has a large junior section but struggles to accommodate both genders at the same time. Ideally, they would like to acquire more land to accommodate additional junior and mini demand.

Club	Consultation Summary
Horsham RUFC (Coolhurst Ground)	<p>The club is privately owned and is maintained by a volunteer groundsman who is frequently in use. No problems were identified with the senior pitches as they are on a slight slope and have good drainage.</p> <p><u>Teams and pitch usage:</u></p> <ul style="list-style-type: none"> • 3 Senior Male Teams - train Tuesday and Thursday Night (2 hours) and play Saturday afternoon • 13 Mini/Junior Teams - train or play on Sundays (2 hours), range from U6 to U18 Colts • 1 Adult Touch Team - Train Monday nights (2hours) • South of England regional teams use the facilities once a month (avg) and some county sides use the facilities but not on a frequent basis. <p><u>Training use:</u></p> <ul style="list-style-type: none"> • Mini and Junior section use grass pitches all season round to train/play on, and all for 3 hours on a Sunday. • Senior Sides train Tuesday and Thursday night all together for 2 hours, starting on the grass then moving to the AGP in the winter. • Girls section train as one group for 2 hours a week. • Touch sides train on site but he was unsure due to it being a new project. <p><u>Development plans:</u></p> <ul style="list-style-type: none"> • Full size WR22 AGP pitch currently being processed, with barriers and floodlights. This is being funded through the RFU and said to be worth around £1,000,000. This will not be used solely by the club, it will be open to other teams in the community. • 4 new changing rooms, with built in showers and toilets, are being built in time for the new season since the current clubhouse can't accommodate current numbers. • Has received RFU grant and Rugby Football Foundation loan funding for the development of a new changing block. <p>(Consultation with the RFU has revealed that at the time of writing this report, the above developments have been completed and the club are currently undertaking refurbishment of the existing clubhouse. The WR22 AGP pitch has replaced one of the existing natural turf pitches on site)</p> <p><u>Issues:</u></p> <ul style="list-style-type: none"> • Vandalism - fly tipping in the car park

Club	Consultation Summary
<p>Steyning RFC (Steyning Grammar School)</p>	<p>Steyning RFC currently have one team and play their matches at Steyning Grammar School there are 2 pitches at Steyning Grammar, one adult and one youth pitch. Both pitches have poor drainage and consequently low carrying capacity.</p> <p><u>Team and pitch usage:</u></p> <ul style="list-style-type: none"> • 1 senior male team – train on Thursday evenings on the AGP at the grammar school (therefore this is fitness training), play matches on Saturday afternoon. • On Monday night Steyning RFC facilitate an 02 Touch rugby session, which is attended by club members and the public on a pay and play basis. <p><u>Development Plans</u></p> <ul style="list-style-type: none"> • The club have high attendance of members for the midweek training session (25-30 players) therefore aspire to create a second team. • They also have plans to develop a mini section of the club for 6 – 8 years olds. <p><u>Issues</u></p> <ul style="list-style-type: none"> • The pitches have poor drainage issues which is often problematic in the winter, when the school uses the pitches during the week • The AGP the club uses is not World Rugby compliant therefore cannot be used for full contact training, which is a potential barrier to league progression and consequently future growth.

FUTURE DEMAND

- 4.12.4 In order to predict the future demand for rugby in Horsham, a Team Generation Rate¹⁴ has been calculated using the current number of teams and the current population. The future population projections for Horsham are aligned to their Local Plan, which is from 2018 to 2031. This measure allows us to calculate what size of population (for various age groups) will typically cause enough demand for a rugby team.
- 4.12.5 This Team Generation Rate can be applied to the population projections for the study area to confirm how population growth or reduction will affect the demand for teams in each of the key age groups.
- 4.12.6 Table 5.8 shows the TGR calculations for rugby teams in Horsham, which is likely to stay consistent due to minor increase or decrease in population by 2031. There is a projected increase of one youth boys teams by 2031.

Table 5.8 – Future demand projections for rugby teams in Horsham

Horsham TGR Analysis						
Age Group	Current popn. Within age group	No. Of teams	TGR (amount of population required to generate 1 team)	Future population (2031) within age group	Predicted future number of teams	Additional teams required
Rugby Union Senior Men (19-45yrs)	18,326	9	2,036	19,242	10	0
Rugby Union Senior Women (19-45yrs)	18,901	1	18,901	18,718	0	0
Rugby Union Youth Boys (13-18yrs)	4,989	13	384	5,440	13	1
Rugby Union Youth Girls (13-18yrs)	4,911	4	1,228	5,426	4	0
Rugby Union Mini/Midi Mixed (7-12yrs)	10,191	12	849	10,365	12	0
Total Projected Additional Demand (Teams)						1

- 4.12.7 In addition, unmet and displaced demand for provision is also identified on a sport by sport basis. Unmet demand is defined as the number of additional teams that could be fielded if access to a sufficient number of pitches (and ancillary facilities) was available. Displaced demand refers to teams that are generated from residents of the area but due

¹⁴ The Team Generation Rate calculation uses the current number of teams and the current population to calculate a proxy measure of the number of total residents per relevant sports team. This measure is therefore applied to the projected population (depending on the length of the strategy) to predict how many additional teams will be required in order to satisfy the demand from the 'new' population.

to any number of factors do not currently play within the area. Consultation with the rugby clubs in Horsham suggests there is no unmet or displaced demand in the District.

4.13 Supply and Demand Balance

- 4.13.1 To calculate whether there is any spare capacity at rugby sites in Horsham, Table 5.9 shows the supply and demand figures across the four sites that are available for community rugby use – three sites of which currently have community use.
- 4.13.2 To assess the availability of rugby facilities at peak times, it has been assumed that the period of highest demand for rugby matches is on a Saturday afternoon for adults and Sunday morning or afternoon for juniors. The supply and demand analysis below shows that there is no spare capacity for further demand at and Pulborough Rugby Club.

Table 5.9 – Supply and Demand Balance by Club

Site Name	Sub Area	Pitch type	Quantity	Supply (Capacity)	Demand (matches + training in match equivalents)		Balance (supply minus demand)
					SNR	JNR	
Pulborough Rugby Club	Storrington and Pulborough	Snr	3	9.25	4	7.5	-2.25
The Holbrook Club (Holbrook Rugby Club)	Horsham	Snr	1	1.75	1	0	0.75
Coolhurst Ground (Horsham RUFC)	Horsham	Snr	4	17.5 ¹⁵	3	7	7.5
Barns Green RFC	Billingshurst	Snr	1	1.5	1	0	0.5
Steyning RFC	Horsham	Snr	2	3	2.5 ¹⁶	0	0.5
Total		Snr	9	33	11.5	14.5	7

- 4.13.3 As shown in Table 5.9, The Holbrooke Club, Horsham RFC, Barns Green RFC and Steyning RFC have spare capacity to accommodate additional community rugby use. Whereas Pulborough RFC has a negative balance of -2.25, showing a deficit of provision at the Club's home ground.

4.14 Capacity Analysis

- 4.14.1 The following section contains the summary capacity analysis for rugby in Horsham, as well as for a number of relevant analyses, as requested by the RFU and the Sport England Playing Pitch Guidance.

Table 5.10: Summary capacity analysis

¹⁵ This includes the additional capacity of 14 match equivalent sessions (MES) from the new 3G AGP at Coolhurst Sports Ground (10 MES Monday – Friday, 1.5 hour per MES, 4 MES Saturday and Sunday).

¹⁶ This includes 02 touch rugby training as club members attend this in addition to training on Thursday evenings.

Current analysis (2018)	Senior Rugby Union	Junior Rugby Union	Total
Supply – pitch capacity in match equivalents (For available secured sites only)	23.5	6	29.5
Demand – match equivalents for matches and training	11.5	14.5	26
1. Current Balance for secured and available sites only	12	-8.5	3.5
Supply – pitch capacity in match equivalents (For available sites only)	29.75	8	37.75
Demand – match equivalents for matches and training	11.5	14.5	26
2. Current Balance for all available sites only	18.25	-6.5	11.75
Future analysis (2031)			
Future additional demand (from TGR)	0	1	1
3. Future Balance for all secured available sites only	12	-7.5	4.5
4. Future balance for all available sites	18.25	-5.5	12.75

4.14.2 Table 5.10 identifies the following key findings: When all pitches are counted in the balance, not just those used within formal rugby clubs, Horsham's rugby pitches are operating at 11.75 matches per week under-capacity. However, it should be highlighted that generally, rugby clubs prefer to focus meeting their needs on club sites even if capacity is available on school sites to avoid club fragmentation. Therefore, a more realistic analysis is the one reflected as part of table 5.11: Balance for club sites only.

Table 5.11: Balance for Club Sites

Balance for Club Sites (Including the new WR22 AGP at Coolhurst Ground - replacement of a natural turf pitch)	Senior Rugby Union	Junior Rugby Union	Total
Total supply – pitch capacity in match equivalents only (for club sites only)	33	0	33 ¹⁷
Total demand – match equivalents for matches and training (for club sites only)	11.5	14.5	26 ¹⁸
Current Balance for club sites only	21.5	-14.5	7

4.14.3 When considering club sites only, there is a positive balance of 7 match equivalents for rugby across the District, it should be noted that this factors in the recently opened WR22 AGP at Horsham. It is important to note the amount of junior demand being placed on rugby club sites in the sub areas, which creates a negative balance of 14.5 MES at club sites across the district, this is because there is no supply of dedicated junior rugby pitches within the club landscape across Horsham District. The 26 junior, midi/ mini teams play on adult sites including the WR 3G AGP at Horsham however due to a temporal

¹⁷ Deducting capacity of 1.75 match equivalents for the loss of 1x natural turf adult pitch at Coolhurst Ground and adding the capacity of 14 for the new WR22 AGP at Horsham.

¹⁸ Based on recent consultation undertaken with Horsham RUFC, stating that 3x adult and 9x junior teams use the new WR22 AGP for training and matches. It was also stated that Barns Green RFC also train on the pitch once a week.

planning issue, the WR AGP cannot address this deficit as priority of use is given to the Senior teams.

- 4.14.4 If all available sites with security of use only are considered, the rugby pitches in Horsham are operating at 7 per week under-capacity.
- 4.14.5 There is spare capacity, when all available sites are considered, for future additional demand (from TGRs) up to 2031. However, this has not taken into consideration the RFU's strategic aims to increase 15-a-side teams and see an overall increase in match activity. The RFU's Women and Girls Action plan is also designed to increase female participation in rugby, this has not been considered when calculating the TGRs. One could expect to see a marginal decrease in available sites when incorporating the potential TGRs that could be generated the aforementioned RFU strategic aims.
- 4.14.6 The key output of the supply and demand analysis is that action is required to ensure that rugby can be provided in the study area and that the rugby clubs are able to satisfy the demand from both juniors and senior teams. The site-by-site action plan (table 5.14) will define the key steps that should be undertaken to improve the overall picture of provision and pitch stock.
- 4.14.7 Across the country, rugby clubs are associated with having a strong culture of training mid-week under floodlights. As floodlighting can be difficult to acquire (due to planning considerations or the cost of installation), many clubs have a limited space where they can train and may use a mixture of match or training pitches, non-pitch training areas or AGPs.

Table 5.12: Midweek floodlit training demand

	Supply	Demand						Balance
	Floodlit training capacity	Adult Mens	Adult Womens	18-19 Youth teams	Junior	Minis	Total	
Pulborough Rugby Club¹⁹	3	3	1	0	0	0	4	-1
Horsham RUFC (Coolhurst Sports Ground WR22 3G AGP)	10	3.5	0	1	4	0	9	1
The Holbrook Club (Small sided AGP)²⁰	0	1	0	0	0	0	1	-1
Steyning RFC (Steyning Grammar, Non WR Compliant AGP)²¹	0	1	0	0	0	0	0	-1

4.14.8 Table 5.12 shows the balance of demand vs. supply of the floodlit training capacity to meet midweek demand.

4.14.9 In order to make the calculations in this table true and accurate, the units which the calculations are made must be the same for supply and demand. Typically, AGP capacity is calculated in hours available. However, for the sake of consistency, defined measurements and previous balance calculations (i.e. Tables 5.10 & 5.11), AGP capacity has been converted from hours to match equivalent sessions (MES). Presumptions here are that there are 10 MES per week (1.5 hrs per sessions, 2 sessions per night Monday – Friday). Furthermore, RFU guidance states that 2 teams training on 1 pitch equals 1 MES. Therefore 1 team training on 1 pitch equals 0.5 MES. Please note that Barns Green train once per week at Horsham as do a mixed touch rugby team from Horsham. This has been added onto the total demand at Horsham.

4.14.10 There is a negative balance of one MES at Pulborough indicating that the ground should not be used for match play and that training should be reduced on the pitch in order to prevent it from becoming overused. It should be noted that Pulborough RUFC are unlikely to travel to Horsham to use the WR22 for training which would help to address the deficit

¹⁹ The training pitch at Pulborough has 6 portable floodlights, which remain around the training pitch at all times. However, Pulborough are waiting imminent planning permission approval for the installation of 6 RFU compliant permanent floodlights.

²⁰ The Holbrook Club currently use a small-sided floodlit AGP to train on midweek, however because this AGP is not an RFU compliant surface and it is not of appropriate size, training will be limited, therefore it has not been calculated as capacity. This leaves the Holbrook Club with a negative balance of one match equivalent for midweek training demand.

²¹ The Holbrook Club currently use a floodlit AGP to train on midweek, however because this AGP is not an RFU compliant surface, training will be limited, therefore it has not been calculated as capacity. This leaves Steyning Grammar with a negative balance of one match equivalent for midweek training demand.

identified as this would create club fragmentation due to the two pitches being at least 30 minute drive from one another.

4.14.11 Assuming that one team use the pitch for each session at Horsham's WR22 3G AGP, there is a positive balance of one MES.

4.14.12 It should be noted that there are plans in place to import demand to the 3G AGP at Horsham from clubs outside the local authority.

Table 5.13: Match capacity per club

	Supply		Demand						
	AGP Capacity	Grass Capacity	Adult Mens	Adult Womens	18-19 Youth teams	Junior	Minis	Total	Balance
Pulborough RUFC	0	6.25	1.5	0.5	1	3.5	1.5	8	-1.75
Horsham RUFC (WR22 3G AGP)	4 ²²	5.25	1.5	0.5	0.5	3.5	1.5	7.5	1.75
The Holbrook Club	0	1.75	0.5	0	0	0	0	0.5	1.25
Barnes Green	0	0.5	1	0	0	0	0	0	-0.5
Steyning RFC	0	3	3 ²³	0	0	0	0	0	0

4.14.13 Table 5.13 shows the current match capacity per club. The negative balance of -1.75 MES at Pulborough shows that their match pitches are overplayed and that they require additional capacity to meet current demand.

4.14.14 It should be noted that mini team play counts for 0.25 of one MES (the RFU guidance is as follows: if a mini/midi team plays on half a senior pitch every week for half the time of a senior match then it may be appropriate to record the use as a quarter (0.25) of a senior match equivalent session a week against the senior pitches on a site.)²⁴

4.15 Strategic Sites for Protection, Enhancement and Provision

4.15.1 As shown above, it is recommended that all sites that currently provide rugby for the community area are protected as they have greater demand than supply and are all popular clubs that appeal to a range of player types.

²² As mentioned in table 5.12, AGP capacity has been converted into MES, with a total of 4 MES (2 match slots a day) over Saturday and Sunday.

²³ This includes one weekday training session for the club and the 02 touch rugby session as club members also use this for training

²⁴ <https://www.sportengland.org/facilities-planning/planning-for-sport/planning-tools-and-guidance/playing-pitch-strategy-guidance/>

4.15.2 With this recommendation of protection in mind, Table 5.14 provides further recommendations on potential areas of enhancement for each of the rugby sites that are available for community use.

Table 5.14 – Rugby sites for enhancement in Horsham

Site Name	Sub Area	Total No. of Pitches (all sizes)	Ownership	Pitch Quality	Capacity for community use (match equivalents)	Spare Capacity at Peak Demand	Justification for Protection (PR), Enhancement (E) or Provision (PV)	
Barns Green RFC	Billingshurst	1 x Senior Rugby	Private	Unknown	0.5	No	PR	This site should be protected as playing pitches in the Local Plan.
							E	No enhancement for rugby facilities has been identified as part of this study.
							PV	No required provision has been identified as part of the study.
Bluecoats Sports Health and Fitness Club	Southwater	7 x Junior Rugby	Education	D2/M1	N/A – not available for community use	N/A – not available for community use	PR	This site should be protected as playing fields in the Local Plan. The pitches are used by pupils of the School, but community is not available.
							E	No enhancement for rugby facilities has been identified as part of this study.
							PV	No required provision has been identified as part of the study.
Coolhurst Ground (Horsham RFC)	Horsham	4 x Senior Rugby	Club	1x WR 3G AGP 3x D2/M0	0	No	PR	The site is currently at capacity for grass pitches due to the high level of demand generated by Horsham RUFC. The club have received RFU funding and have plans to develop a WR22 AGP which, once completed, will be able to accommodate all training demand and allow for additional capacity on the grass pitches and training area.
							E	Development plans also include the construction of a new 4-changing room pavilion

Site Name	Sub Area	Total No. of Pitches (all sizes)	Ownership	Pitch Quality	Capacity for community use (match equivalents)	Spare Capacity at Peak Demand	Justification for Protection (PR), Enhancement (E) or Provision (PV)
							with showers and toilets as the current clubhouse is unable to accommodate current numbers.
							PV No required provision has been identified as part of the study.
Pennthorpe School	Billingshurst	1x Senior Rugby 1x Junior rugby	Private	D0/M0	N/A – No formal club demand recorded at the site as part of this study	N/A – No formal club demand recorded at the site as part of this study	PR This site should be protected as playing pitches in the Local Plan. The site is available for community use but currently unused. Community use of this site should be explored.
							E During site assessment, the pitches were identified as uneven and with poor drainage, and although they are heavily used by the school, they are currently unused by the community due to their poor quality. Improved maintenance is recommended.
							PV No further required provision has been identified as part of the study.
Pulborough Rugby Club	Storrington and Pulborough	3x Senior Rugby Union	Club	1x D2/M2 1x D1/M2	-2.25	No	PR This site should be protected as playing pitches in the Local Plan. It is the largest club in the area, with a total of 19 senior and junior teams using the site.
							E Priority developments for the club in the next 18-24 months are the installation of floodlight to the training pitch (this is currently awaiting a planning decision as part of an RFU capital grant) and the extension (2 additional rooms) to their current changing facilities in order to accommodate the growth in demand. Car parking at the site is of poor condition and in need of refurbishment. It is recommended that the club be supported in its development plans.
							PV Although the pitches at the site have adequate drainage and are well maintained, they are

Site Name	Sub Area	Total No. of Pitches (all sizes)	Ownership	Pitch Quality	Capacity for community use (match equivalents)	Spare Capacity at Peak Demand	Justification for Protection (PR), Enhancement (E) or Provision (PV)	
								unable to cater for the club's current demand (particularly in the junior section). It is recommended to support the club in their aspirations to acquire additional land in order to install new pitches and address the current issue of over-capacity.
Steyning Grammar School (Rocks Road)	Steyning and Henfield	1x Senior Rugby 1x Junior Rugby	Local Authority	D1/M0	3	No	PR	This site should be protected as playing pitches in the Local Plan. The site is available for community use and is used by Steyning RFC as their homeground
							E	No enhancement for rugby facilities has been identified as part of this study.
							PV	The school has plans to develop a new pavilion positioned in front of the AGP and overlooking the grass pitches, to provide a more convenient changing space for community clubs that hire out these pitches. The quality of the site is not high due to the drainage issues experienced on the pitches, as the club has plans to grow this could be problematic in the future.
Tanbridge House School	Horsham	1x Senior Rugby 1x Junior Rugby	Local Authority	D1/M0	N/A – no recorded/not available for community use	N/A – no recorded/not available for community use	PR	The site should be protected as playing pitches in the Local Plan. It has a standard quality senior pitch that is available to the community but currently unused and a junior pitch that is not available. Both pitches are well used by pupils of the school.
							E	No enhancement for rugby facilities has been identified as part of this study.
							PV	No required provision has been identified as part of the study.
The College of Richard Collyer	Horsham	1x Junior Rugby Union	Private	D2/M0	N/A – not available for	N/A – not available for	PR	This site should be protected as playing fields in the Local Plan. The pitches are used by pupils of the School, but community is not available.

Site Name	Sub Area	Total No. of Pitches (all sizes)	Ownership	Pitch Quality	Capacity for community use (match equivalents)	Spare Capacity at Peak Demand	Justification for Protection (PR), Enhancement (E) or Provision (PV)	
					community use	community use	E	No enhancement for rugby facilities has been identified as part of this study.
							PV	No required provision has been identified as part of the study.
The Forest School	Horsham	1x Junior Rugby Union	Local Authority	D0/M0	N/A – not available for community use	N/A – not available for community use	PR	This site should be protected as playing fields in the Local Plan. The pitch is used by pupils of the School, but community is not available.
							E	The site has one junior pitch that has been identified as of poor quality and an increased maintenance regime is recommended.
							PV	No required provision has been identified as part of the study.
The Holbrook Club	Horsham	1x Senior Rugby Union	Club	D2/M0	0.75	No	PR	This site is used by Holbrook Rugby Club and should be protected as playing fields in the Local Plan. The rugby club has reported concerns over the movement/loss of the current pitch and it is recommended that the RFU, Sport England and HDC works with the club to secure the site as is and prevent it from being sold to developers.
							E	The clubhouse facility is over 50 years old and was identified as of very poor quality during site assessment and club consultation. A full refurbishment is recommended.
							PV	Further investment is required to provide female changing facilities at the site.
The Weald Community School and Sixth Form	Billingshurst	2x Senior Rugby Union	Local Authority	D1/M0	N/A – not available for community use	N/A – not available for community use	PR	This site should be protected as playing fields in the Local Plan. The pitches are used by pupils of the School, but community use is not available currently due to major redevelopment works.

Site Name	Sub Area	Total No. of Pitches (all sizes)	Ownership	Pitch Quality	Capacity for community use (match equivalents)	Spare Capacity at Peak Demand	Justification for Protection (PR), Enhancement (E) or Provision (PV)
							<p>E Maintenance of the pitches at the site was identified as poor as part of the assessment and an increased regime is recommended.</p> <p>It was also reported that due to an excess usage from P.E lessons the pitches located closest to the school are showing signs of wear and their quality is not as good as the ones located over the road. It is recommended that this usage is distributed across all grass pitches and the AGP on site, in order to avoid overuse.</p> <p>PV No further required provision has been identified as part of the study.</p>
Windlesham House School	Storrington and Pulborough	2x Junior Rugby Union 1 Senior Rugby Union	Education	D1/M2	N/A – No formal club demand recorded at the site as part of this study	N/A – No formal club demand recorded at the site as part of this study	<p>PR This site should be protected as playing pitches in the Local Plan. The site is available for community use but currently unused by rugby clubs.</p> <p>E No further enhancement for rugby facilities has been identified as part of this study.</p> <p>PV No further required provision has been identified as part of the study.</p>

4.16 Rugby Summary

4.16.1 This section summarises the findings from the rugby analysis, which will form the basis of the recommendation and action plan section for HDC.

4.16.2 Table 5.15 includes the response to 5 key questions, which are asked for all PPS studies across the UK, in order to provide a standardised illustration of supply and demand for sports provision.

Table 5.15 – Key PPS findings for rugby in Horsham

Key Question	Analysis
What are the main characteristics of the current supply and demand for provision?	<p>There are 12 rugby sites in Horsham comprising a total of 15 senior pitches and 14 junior pitches and a World Rugby 22 Compliant AGP, that was opened in September 2018 at Coolhurst Sports Ground. Eight of these sites are available for community use, however all club demand is concentrated at five sites: Barns Green RFC, Coolhurst Ground, Pulborough Rugby Club, The Holbrook Club and Steyning Grammar School.</p> <p>There are five rugby clubs operating within the Horsham area, the biggest ones being Pulborough Rugby Club and Horsham RUFC, with 19 and 17 teams respectively.</p>
Is there enough accessible and secured community use provision to meet current demand	<p>When considering all sites that have secured community use, the analysis shows an overall surplus of 3.5 match equivalents across Horsham.</p> <p>When looking at club sites only the analysis shows again an overall surplus of 7.5 match equivalents.</p> <p>It should be noted that, this includes the newly completed WR22 AGP at Coolhurst Ground into the analysis and currently 6.5 match equivalents of spare capacity have been identified on the WR22, given the significant level of match and training demand transferred from the natural turf pitches to the AGP.</p> <p>This club capacity analysis provides a picture of what supply and demand is across club sites, given that rugby clubs generally prefer to focus meeting their needs on club sites even if capacity is available at school sites, to avoid club fragmentation. The pitches at Pulborough Rugby Club are overplayed by 2.5 match equivalents, whilst The Holbrook Club, Barns Green RC and Steyning RFC have 0.75, 0.5 and 0.5 match equivalents of space capacity.</p>
Is the provision that is accessible of sufficient quality and appropriately maintained?	<p>The lowest scoring pitches in terms of quality are located at educational establishments and are not currently used by local clubs, these are the ones at Pennthorpe School (1 adult and 1 junior) and The Forest School (1 junior).</p> <p>The best quality pitches in Horsham are located at the Bluecoats Sports & Health Club (not currently used by rugby clubs), The Holbrook Club and Coolhurst Ground.</p>
What are the main characteristics of the future supply and demand for provision?	<p>An increase for junior rugby by only one team is expected through the minor change in population in Horsham between 2017 and 2031. Future supply is also changing due to the recent completion of the WR22 AGP at Coolhurst Ground. An analysis reflecting the inclusion of this new pitch is included in the Capacity Analysis section of this report.</p>
Is there enough accessible and secured community use provision to meet future demand?	<p>There is enough accessible and secured community use provision to meet future demand in Horsham, however any significant growth in demand would put club sites near capacity and therefore it should be ensured that regular maintenance and drainage works are undertaken to continue improving pitch quality and increasing capacity.</p>

6 Hockey Analysis

6.1 Introduction and Strategic Context

- 6.1.1 In order to understand the overall objectives and priorities of England Hockey (EH), an analysis of key recent strategies and documentation has been undertaken and summarised below.

THE NATIONAL HOCKEY FACILITY STRATEGY (2017).

Vision: For every hockey player in England to have appropriate and sustainable facilities that provide excellent experiences for players.

Mission: More, Better, Happier players with access to appropriate and sustainable facilities

- 6.1.2 The club market for hockey is well structured and clubs are required to affiliate to England Hockey to play in community leagues. As a result, only a few occasional teams lie outside of the EH affiliation structure. Schools and Universities are the other two areas where significant hockey is played.
- 6.1.3 Hockey is clearly benefiting from a double Olympic legacy. After Great Britain's women won bronze in front of a home crowd in London in 2012 the numbers of young girls playing the sport doubled and a historic gold in Rio 2016 saw more than 10,000 players promptly joining clubs. These triumphs have inspired the nation to get active and play hockey. Thanks to the outstanding work of the network of clubs across the country, England Hockey has seen unprecedented growth at both ends of the age range. There has been an 80% increase in the number of boys and girls in clubs, as well as a 54% increase in players over the age of 46.
- 6.1.4 Hockey clubs have reaped the rewards of the improved profile of the sport, focussing on a link with schools to provide excellent opportunities for young players. Programmes such as Quick sticks – a small-sided version of hockey for 7-11 year olds – in Primary Schools have been hugely successful in allowing new players to take part in the sport from an early age. The growth in the sport since the eve of London 2012 has been seen across the country, examples being a 110% increase in under 16s club participation in London, and a 111% growth in the North West in the same age bracket.
- 6.1.5 The three main objectives of the facility strategy are:
- **PROTECT:** To conserve the existing hockey provision. EH currently has over 800 pitches that are used by hockey clubs (club, school, universities). We need to retain the current provision where appropriate to ensure that hockey is maintained across the country
 - **IMPROVE:** To improve the existing facilities stock (physically and administratively). The current facilities stock is ageing and there needs to be strategic investment into refurbishing the pitches and ancillary

facilities. There needs to more support for clubs to obtain better agreements with facilities providers & education around owning an asset.

- **DEVELOP:** To strategically build new hockey facilities where there is an identified need and ability to deliver and maintain. This might include consolidation hockey provision in a local area where appropriate. Research has identified key areas across the country where there is a lack of suitable Hockey provision and there is a need for additional pitches. There is an identified demand for multi pitches in the right places to consolidate hockey and allow clubs to have all of their provision catered at one site.

6.2 Supply

- 6.2.1 Table 6.1 below details the availability of AGPs at sites where they are utilised for hockey club use. This has been presented in the form of match slots (2 hours AGP use). Although mid-week demand is mainly for training purposes, some matches may take place and therefore in the demand section of this paper, training has been converted to match slots to allow for consistent measures.
- 6.2.2 This table includes only those facilities that are currently available for community use and are of a suitable size for competitive hockey to be played. There are six full-sized sand-based AGPs in Horsham District.

Table 6.1 – Ownership and Management Type for sand-based AGP's in Horsham

Site name	Ownership	Management	Availability of community use / Security of community use
Billingshurst Leisure Centre	Local Authority	Places for People Leisure	Available/Secured
Bluecoats Sports Health and Fitness Club	Education	Education	Available/Unsecured
Bluecoats Sports Health and Fitness Club	Education	Education	Available/Unsecured
Millais School	Local Authority	Education	Available/Secured
Steyning Grammar School (Rocks Road)	Local Authority	Education	Available/Secured
Tanbridge House School	Local Authority	Education	Available/Unsecured

TENURE AND MANAGEMENT

- 6.2.3 The majority of hockey sites in Horsham District are Local Authority owned and have secured community use, with the exception of Tanbridge House School, which is unsecured.

QUANTITY OVERVIEW

- 6.2.4 Non-technical site assessments were undertaken by 4global for all hockey sites. There are five pitches of Standard quality and one Poor quality pitch – located at Millais School. The pitch at this School is also the only AGP that is not floodlit.

Table 6.2 – Quantity Overview of sand-based AGPs in Horsham

Site name	Surface Type - Size	Floodlit	Age of playing surface	Condition (Quality score)
Billingshurst Leisure Centre	Sand Dressed – 100mx60m	Yes	Over 10 years	45 - Poor
Bluecoats Sports Health and Fitness Club	Sand Filled - 100mx60m	Yes	2-5 years	70 - Standard
Bluecoats Sports Health and Fitness Club	Sand Dressed - 100mx60m	Yes	Less than 2 years	78 - Standard

Site name	Surface Type - Size	Floodlit	Age of playing surface	Condition (Quality score)
Farlington School	Sand Dressed - 100mx60m	Yes	Over 10 years	70 - Standard
Millais School	Sand Dressed - 100mx60m	No	Over 10 years	45 - Poor
Steyning Grammar School (Rocks Road)	Sand Filled - 100mx60m	Yes	Over 10 years	65 - Standard
Tanbridge House School	Sand Dressed - 100mx60m	Yes	5-10 years	49 - Poor

6.2.5 The two AGPs at Bluecoats Sports Health and Fitness Club are the newest – both are less than two years old. Three AGPs are over 10 years old and are therefore are likely to require refurbishment or replacement of the surface in the near future.

6.3 Demand

6.4 Consultation Overview

6.4.1 Table 6.3 contains a summary of the consultations undertaken with four hockey clubs, focusing on their key issues and future plans (this included Southwick HC, a club previously based in Brighton and Hove based club who have recently moved all demand into Horsham facilities). All pitch-rating comments are the opinions of the club and may differ from the impartial rating given by the site assessor.

Table 6.3: Summary of demand consultations from hockey clubs in Horsham

Club	Consultation Summary
Horsham Hockey Club	<p><u>Teams and pitch usage:</u></p> <ul style="list-style-type: none"> • Mens 1-5, Mens Hobblers and Mens Hotshots (Train Tuesday-2 hours) • Ladies: 1-5, Ladies Hotshots, Ladies Vets and Ladies Summer (Train Wednesday- 2 hours) • Boys - U10,12,14,16,18 (Train Thursday - 1 hour) • Girls - U10,12,14,16,18 (Train Thursday - 1 hour) • Mixed U8s • The majority of matches and training take place at Tanbridge House School, but the club also accesses additional facilities at Bluecoats Health and Leisure Centre (1-2 slots on Saturdays for matches), Millais Scholl (1-2 slots on Saturday for matches), Farlington School (1 night per week for training) and Weald School (occasionally for matches on Saturday). • Colts use the pitch at Tanbridge House School on Sundays 9am-3pm for training and fixtures. • The club are currently in conversations and are looking at potentially moving all training and some match play the Bluecoats Sports Health and Leisure Centre from next season

	<p>but will still need the facilities at Tanbridge House for competitive matches.</p> <ul style="list-style-type: none"> • A key development aspiration is to increase this youth section to 400 over the coming 3 years but they are hampered by lack of facilities. This growth expectation is based on large youth sections in nearby hockey clubs like Surbiton HC and Guildford HC. • They play across a number of different sites which causes issues for the club; namely increased need for staff/ volunteers, insecurity of tenure, lack of club community and difficulties securing funding. At all sites bar one they are hiring on a rolling yearly lease. At the Bluecoats site they have a two-year hire agreement which is due to finish shortly. • As their Ladies 1st team play at National level they need to play on pitches with a minimum quality standard. Bluecoats Sports, Health and Leisure and The Tanbridge House School pitches are the only ones of this quality in the area. However, when playing at the former they have to set up temporary spectator seating and tables for coaching staff. Additionally, as it is a school site their usage is limited, and they have to start games at 12pm which is earlier than many away teams would like. The Tanbridge site is only used as a back-up for their first team matches as they have to park across the road at Tesco and do not have changing facilities. This also makes it unsuitable for youth teams who typically use toilets more frequently than adults.
Holbrook Hockey Club	A mixed friendly club, with 6 male and 5 female members, that only play occasional friendly matches. They don't play any competitive matches as there is no formal mixed league in the area and the club is not big enough to field single sex teams.
South Downs Hockey Club	The club has two teams, one adult women's team and one junior U16s team. Both teams play on a Saturday with junior fixtures in the morning and adult fixtures in the afternoon. Steyning Grammar School is used for fixtures and training. Both sides train, and this occurs four hours on a Wednesday evening, split equally between the two sides. The club rent the pitch from the school and are generally happy with the quality of the site and suggest that there are no issues due to the school maintaining it well. There are no issues in terms of availability either.
Southwick Hockey Club	The club have recently moved all teams over to playing in Horsham, due to their home ground being converted to a 3G, they are currently using Steyning Grammar School as their home ground and intend to do so indefinitely. The club has 5 Adult teams, 3 male and 2 female and they currently access the ground for 2.5 hours for training during the week and competitive matches on a Saturday.

CURRENT DEMAND

6.4.2 The largest hockey club in the district is Horsham Hockey Club – it has a total of 25 teams. The team profile and demand for pitches in the study area is summarised in Table 6.4 and 6.5 below.

Table 6.4 – Team profile for Hockey in Horsham

Club Name	Sub Area	Adult Teams			Juniors	Total
		Senior Men	Senior Women	Mixed		
Holbrook Hockey Club	Horsham	0	0	1	0	1
Horsham Hockey Club	Horsham/ Southwater	7	7	0	11	25
South Downs Hockey Club	Steyning and Henfield	0	1	0	1	2
Southwick HC	Steyning and Henfield	3	2	0	0	5

- 6.4.3 The table below highlights how the profile of hockey teams across Horsham creates demand for AGP match and training hours throughout the week. Senior teams train midweek however some junior teams/development centres may train on weekends. It is important to understand that this will impact on capacity analysis when considered with the competitive match slots required above.

Table 6.5 – Match demand for hockey in Horsham

	Number of teams	Weekday	Saturday	Sunday
		Competitive Hours Required		
Senior teams (16-55)	21	0	20	1
Junior teams (11-15)	12	0	1	2
	Number of teams	Training Hours Required		
Senior teams (16-55)	21	8.5	0	0
Junior teams (11-15)	12	4	0	4

FUTURE DEMAND

- 6.4.4 In order to calculate the future demand for Hockey in the study area, a Team Generation Rate²⁵ has been calculated using the current number of teams and the current population. This measure allows us to calculate what size of population (for various age groups) will typically cause enough demand for a hockey team.
- 6.4.5 This Team Generation Rate can now be applied to the population projections for the study area to confirm how population growth or reduction will affect the demand for teams in each of the key age groups. This population projection data has been provided by the Council and aligns to their core strategy.

²⁵ The Team Generation Rate calculation uses the current number of teams and the current population to calculate a proxy measure of the number of total residents per relevant sports team. This measure is therefore applied to the projected population (depending on the length of the strategy) to predict how many additional teams will be required in order to satisfy the demand from the 'new' population.

- 6.4.6 It should be noted that whilst the Horsham PPS is being drafted Sport England are establishing a new way of calculating population projections, using membership data to create TGRs in order to get the most accurate population projections. Therefore, at Stage E, the PPS steering group should look to adopt this new method of calculation and update the team generation rates accordingly.

Table 6.6 – Future demand projections for hockey teams in Horsham

Horsham TGR Analysis						
Age group	Current popn. Within age group	Current no. Of teams	TGR (amount of population required to generate 1 team)	Estimated future population	Predicted future number of teams	Additional provision needed to accommodate new teams
Senior Men (16-55yrs)	31,265	10.5	2978	30,753	10.5	0
Senior Women (16-55yrs)	32,551	10.5	3100	30,863	11.5	1
Junior Boys (11-15yrs)	4,257	6	710	4,571	6	0
Junior Girls (11-15yrs)	4,134	6	689	4,531	7	1
Total		28		70,718	35	1

- 6.4.7 The TGR calculation shows that there will be 2 estimated additional teams in the area – a Senior Women’s team and a Junior Girls team.

6.5 Supply and Demand Balance

- 6.5.1 To calculate whether there is any spare capacity at hockey sites in the study area, Table 6.7 shows the supply and demand figures for the single site that is used for community use hockey. The table below provides capacity analysis for all hockey club AGPs in Horsham. This table contains demand (in hours) from competitive matches as well as training required by local hockey clubs.
- 6.5.2 In order to assess the availability of hockey facilities at peak times, it has been assumed that the period of highest demand for hockey matches is on a Saturday. Table 6.7 illustrates that although there is some spare capacity of hockey provision in Horsham however this spare capacity is spread over a number of unsecured sites. The issue in Horsham is that big clubs (namely Horsham HC) do not have availability or security of tenure at one or two sites meaning that they have to play matches over multiple sites. Although table 6.7 seems to show a large amount of spare capacity it is important to note that it is unsustainable for a team like Horsham HC to play over many sites, as they currently have to. In addition to this, the most heavily used hockey site in the area (Tanbridge House School) is currently at capacity on Saturdays, when the majority of

fixtures are played. It should also be noted that there is very limited spare capacity at Millais School and Steyning Grammar School during their peak match time (Saturdays), this limits potential expansion plans for the clubs that play at these sites.

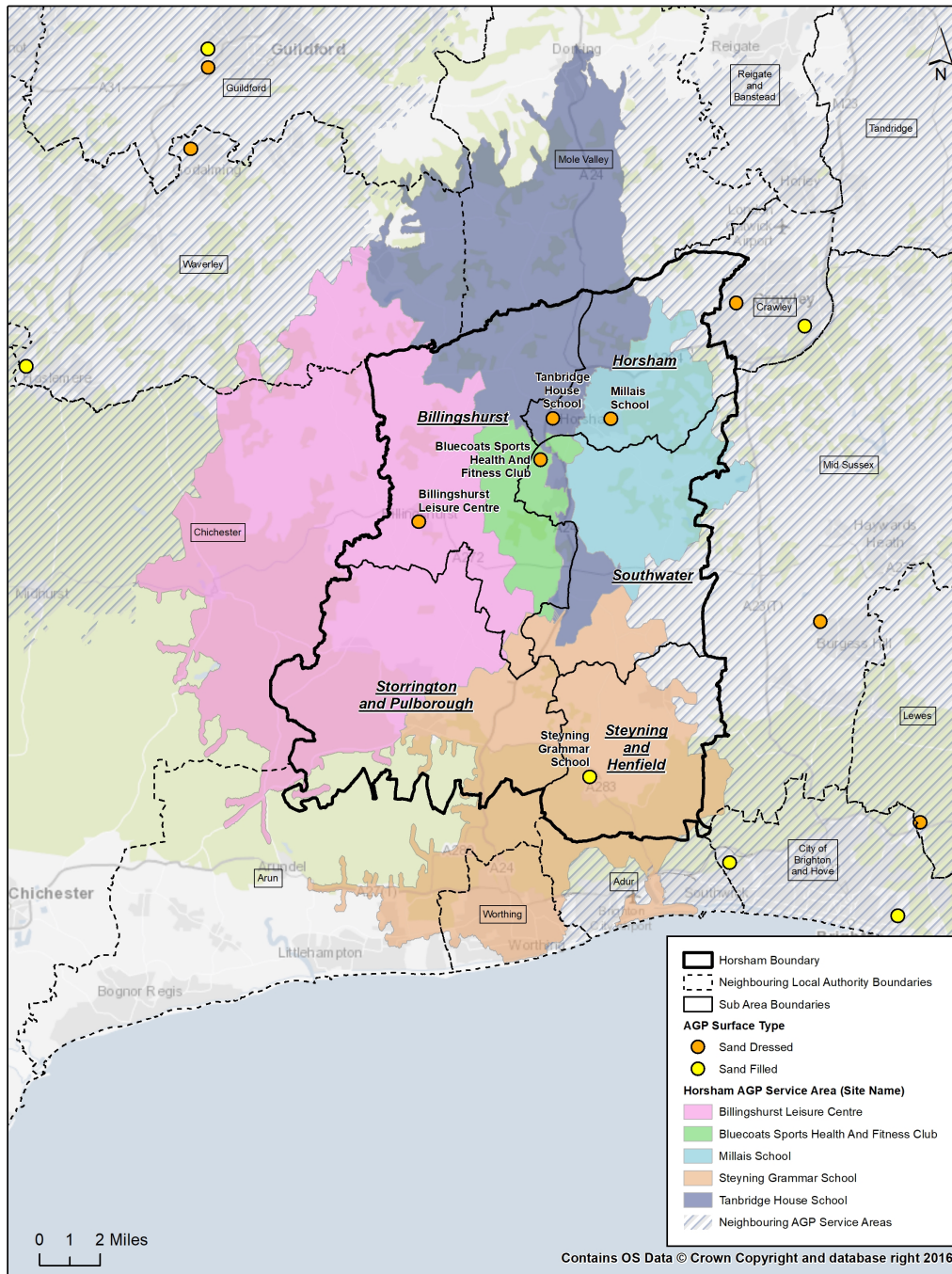
Table 6.7 – Supply and demand balance for hockey in Horsham

Site name	Sub Area	Supply (Hours)			Demand (Hours required – for training and matches)			Balance (Hours)		
		Weekday	Sat	Sun	Weekday	Sat	Sun	Weekday	Sat	Sun
Billingshurst Leisure Centre	Billingshurst	22.5	0	0	22.5 (football demand)	0	0	At Capacity	0	0
Bluecoats Sports Health and Fitness Club	Southwater	17.5	12	16	3 (football demand)	2	0	14.5	10	16
Farlington School	Horsham	10	8	8	2	0	0	8	8	8
Millais School	Horsham	0	6	6	0	4	1	0	2	5
Steyning Grammar School (Rocks Road)	Steyning and Henfield	20	8	8	6.5 + 2 (football demand)	7	0	11.5	1	8
Tanbridge House School	Horsham	25	8	8	6 + 12 (football demand)	8	6	7	At Capacity	2

SUPPLY AND DEMAND BALANCE – SPATIAL ANALYSIS

6.5.3 Map 6.1 overleaf provides a spatial analysis of full-size sand based AGP’s in the study area in order to assess whether the current provision of ‘strategic’ hockey facilities meet the needs of the local residents. These maps also include full size AGP’s from neighbouring local authorities, as there is a significant potential export of demand if the facilities in neighbouring local authorities are an attractive offer for residents. The coloured areas show the unique catchment area of each of the AGP’s, which indicates the closest AGP, within 20-minute drive time, for local residents.

Map 6.1 – Spatial analysis and cross –boundary demand for sand-based AGP’s in Horsham, all AGP data from Active Places Power (Sport England)



Full size sand based AGP sites with community use availability service areas in Horsham (up to 20 minute drive time)



6.5.4 Map 6.1 illustrates that all residents of Horsham District have a community-accessible full-sized sand-based AGP within a 20 minute drive time. The vast majority of these residents are able to access a Horsham District facility, although small areas along the eastern boundary must drive to a neighbouring authority’s facility to reach a sand-based AGP within a 20 minute drive time.

6.6 Capacity Analysis

6.6.1 The following section contains the summary capacity analysis for hockey in Horsham, as well as for a number of relevant summaries, as requested by England Hockey and the Sport England Playing Pitch Guidance.

Table 6.8: Horsham - Summary capacity analysis for hockey

Balance per Pitch Type	Weekday (hrs)	Saturday (hrs)	Sunday (hrs)	Total
Supply – pitch capacity in hours (For available sites only)	72.5	42	46	161
Demand – hours for matches and training	31.5	21	7	59.5
Current Balance for all available sites only	41	21	39	101
Supply – pitch capacity in hours (For available secured sites only)	20	14	14	48
Current Balance for all available secured sites only	-11.5	-7	7	-11.5
Future additional demand (from TGR)	4	1	1	6
Future balance for all available sites	37	20	38	122
Future balance for all available secured sites	-15.5	-8	6	-117.5

6.6.2 Table 6.8 shows that there is excess supply of hockey provision in the area at all available sites, despite the fact that all hockey sites are based on educational sites, reducing the availability during school hours.

6.6.3 However when calculating spare capacity at sites with secured access it becomes clear that there is high level of demand that is not being met by the current provision. It is important to look at capacity at secured sites only because hockey clubs who play at sites with unsecured access cannot guarantee that the site will always be available to play on, because the site owners (most often schools) reserve the right to use the pitch should the need be. In addition to this, secured club sites are necessary for funding applications which in turn increase a clubs ability to grow.

6.6.4 In addition, unmet and displaced demand for provision is also identified on a sport by sport basis. Unmet demand is defined as the number of additional teams that could be fielded if access to a sufficient number of pitches (and ancillary facilities) was available. Displaced demand refers to teams that are generated from residents of the area but due to any number of factors do not currently play within the area. Consultation with the hockey clubs in Horsham suggests there is no unmet or displaced demand in the District.

-
- 6.6.5 The site-by-site action plan will define the key steps that should be undertaken to improve the overall picture of provision and pitch stock.

6.7 Strategic sites for Protection, Enhancement and Provision

6.7.1 Table 6.9 provides a justification for how the single Hockey site should be Protected, Enhanced or Protected.

Table 6.9 – Site by Site Analysis for Hockey

Site Name	Total No. of Pitches (all sizes)	Ownership	Pitch assessment score	Capacity for community use (Hours)	Current Operational Balance	Justification for Protection (PR), Enhancement (E) or Provision (PV)
Billingshurst Leisure Centre	1x 100x60 Sand Dressed AGP	Local Authority	45 - Poor	0 hours in total 0 Weekday 0 Saturday 0 Sunday	0 hrs	PR This site should be protected as Hockey provision in the Local Plan. It is not currently used by local hockey clubs but it is shared with The Weald Community School, who use it throughout the day, and also have booking for other sports after school hours.
						E The AGP was identified as of standard quality, however the surface is over 10 years old and in need of resurfacing. This site cannot currently be used for hockey clubs due to the poor quality of the pitch. In order to enhance this site and make it usable for local teams, it is in need of resurfacing.
						PV No required provision has been identified as part of the study.
Bluecoats Sports Health and Fitness Club	2x 100x60 Sand Filled AGP	Education	70 - Standard	45.5 hours in total 12 Saturday 16 Sunday	40.5 hrs	PR The site should be protected as Hockey provision in the Local Plan, as it is used by Horsham HC on a weekly basis. The Club has an agreement in place with the School, to use both of the pitches to accommodate the Club's high demand for additional pitch space in the District Both AGPs at the site are relatively new, have been identified as of Standard quality. It should be noted that one of the pitches is reserved for football use only during week days and the site has no ancillary facilities for the hockey club to use. No ancillary facilities on the site cause significant issues for teams and referees when the club host matches there on weekends.

Site Name	Total No. of Pitches (all sizes)	Ownership	Pitch assessment score	Capacity for community use (Hours)	Current Operational Balance	Justification for Protection (PR), Enhancement (E) or Provision (PV)	
			78 - Standard			E	No enhancement for hockey facilities has been identified as part of this study.
						PV	No required provision has been identified as part of the study.
Farlington School	x1 Sandbased AGP	Education	0 - Standard	26 Hours in total 10 weekday 8 Saturday 8 Sunday	24 hrs	PR	This site should be protected as playing pitches in the Local Plan. The site is not available to the community but it is used by the school for matches, training, physical education and other activity.
						E	No enhancements are recommended at this site.
						PV	No further provision has been identified as being required as part of this study.
Millais School	1 x 100x60 Sand Dressed AGP	Local Authority	45 - Poor	12 hours in total 0 Weekday 6 Saturday 6 Sunday	7 hrs	PR	The site is currently used for by Horsham HC for competitive matches and Holbrook HC for occasional friendly fixtures, and should be protected as Hockey provision in the Local Plan.
						E	The poor AGP at the site is showing signs of aging and is desperate need of resurfacing. In addition to this, the school have expressed a desire to install floodlights in order to allow additional usage after school hours.
						PV	No required provision has been identified as part of the study.
Steyning Grammar School (Rocks Road)	1 x 100x60 Sand Filled AGP	Local Authority	66 - Standard	36 hours in total 8 Saturday 8 Sunday	20.5 hrs	PR	The site should be protected as Hockey provision in the Local Plan. The standard quality AGP at the site is currently used by South Downs HC adult and junior sides and Southwick HC adult teams for training and matches.

Site Name	Total No. of Pitches (all sizes)	Ownership	Pitch assessment score	Capacity for community use (Hours)	Current Operational Balance	Justification for Protection (PR), Enhancement (E) or Provision (PV)	
						E	The AGP is over 10 years old and resurfacing is required in order to improve pitch quality. A condition survey is recommended in order to assess the lifespan of the carpet.
Tanbridge House School	1 x Sand Dressed AGP	Local Authority	62 - Standard	41 hours in total 25 Weekday 8 Saturday 8 Sunday	9 hrs- Pitch currently at capacity at time of peak demand	PV	The school has aspirations to build new pavilion in front of the AGP in order to provide a more convenient changing space for the local teams that currently hire the site.
						PR	The site should be protected as Hockey provision in the Local Plan. It is a standard quality education site that is heavily used by Horsham HC for matches and training, but is unable to provide long term security of tenure.
						E	Although the AGP is well maintained, it is showing some signs of wear and it is recommended that it is resurfaced within the next 3 years. Goal posts were identified as poor and are in need of replacing. The Tanbridge site does not have parking for players therefore they currently have to use the car park and toilet facilities at Tesco, which is clearly unsustainable long term.
PV	The site is currently at capacity for hockey during peak times of demand (Saturdays). If Horsham HC go ahead with their agreement to displace a significant amount of demand to Bluecoats Sports Health and Fitness Club, this should allow for further capacity made available at the site for hockey and other sports clubs. However anci						

6.8 Hockey Summary

- 6.8.1 This section summarises the findings from the hockey analysis, which will form the basis of the recommendation and action plan section for Horsham District Council.
- 6.8.2 Table 6.10 includes the response to 5 key questions, which are asked for all PPS studies across the UK, in order to provide a standardised illustration of supply and demand for sports provision.

Table 6.10 – Key PPS findings for hockey in Horsham

Key Question	Analysis
What are the main characteristics of the current supply and demand for provision?	<p>The quality of provision across the District for hockey is standard, Out of the 7 existing full sized AGPs, 5 were scored as standard and 2 as poor as part of the assessment.</p> <p>The highest scoring pitches in Horsham are the ones located at Bluecoats Sports Health and Fitness Club (both less than two years old) and the lowest scoring pitches are located at Millais School and Billingshurst Leisure Centre. Three out of the 7 AGPs in Horsham are over 10 years old and are therefore likely to require refurbishment or replacement in the near future.</p> <p>There are three hockey clubs based in Horsham, the largest one being Horsham HC with a total of 25 teams. There is also a club previously based in Brighton and Hove, Southwick HC who have recently moved all teams over to Horsham. They are using the pitch at Steyning Grammar School. Ancillary provision for Horsham HC is poor at most of the sites (Bluecoats and Tandridge) that they currently use, which is problematic for a successful and rapidly growing club.</p>
Is there enough accessible and secured community use provision to meet current demand	<p>There is technically enough capacity at the existing available sites to meet the current needs for outdoor hockey in Horsham, however should available unsecured provision be taken away, there would be an under supply of provision in the district. It should be noted that while there is currently available provision across the district this is spread across a number of sites, meaning that big clubs like Horsham HC are spread across a number of sites, which is unsustainable for the club. Tanbridge House School is currently at capacity at peak times (Saturday PM) for adult provision, and Steyning Grammar School is reaching capacity, with only one match equivalent available on Saturdays. It should be mentioned that although</p>
Is the provision that is accessible of sufficient quality and appropriately maintained?	<p>The AGP that Horsham HC use for midweek training is less than two years old whilst the other AGP on site is 2- 5 years old, however this site has restricted access for club use.</p> <p>Two of the remaining sites have scored in the lower end of the standard rating and two have been identified as poor, which shows that the quality of existing facilities across Horsham is below standard and improved maintenance or pitch refurbishments are required in the near future. The quality of available ancillary provision has also been identified as poor across the district, limiting club growth, with big clubs like Horsham HC only having limited toilet provision available at the sites they use. In addition to this, security of use is very limited across the district which limits future growth of the clubs in the area.</p>
What are the main characteristics of the future supply and demand for provision	<p>Future demand for hockey in Horsham is expected to increase the number of formal hockey teams in the Horsham by two teams (in the Senior women and Junior Girls age group). The sport has enjoyed significant growth since the Women’s gold medal at the Rio Olympics, which it is hoped will stimulate further growth at both junior and adult age groups across the country however. Horsham HC is a key club with a Ladies team who play in the national league, they club have large growth plans (increase the youth numbers to 400) however these growth plans are currently limited because the club has to play across 5 different sites and the club have no home ground. This is not sustainable and causes problems for referees and players alike.</p>

Key Question	Analysis
Is there enough accessible and secured community use provision to meet future demand	<p>The future peak time analysis indicates that over the lifetime of the strategy, Tanbridge House School and Steyning Grammar School are expected to continue to have limited spare capacity for demand during the peak period. As a result, it is recommended to work with the clubs and explore the possibility of increasing use of the Billingshurst Leisure Centre and Bluecoats Sports Club sites. However the AGP at Billingshurst Leisure Centre would need to be in order for it to be used for Hockey provision.</p> <p>Although spare capacity has been identified across Horsham it should be noted that Horsham HC currently play across five sites, though although future spare capacity has been identified, it is not sustainable for Horsham to play across five sites for a number of issues, namely: Safeguarding issues over limited access to toilet and changing facilities and umpires not having the time to move from site to site between games. Finally, no clubhouse on site impacts on the "whole club" experience for players and sustainability of the sport in the long term.</p>

7 Stoolball Analysis

7.1.1 Stoolball in England is governed by Stoolball England, which provides participation support to local authorities and stoolball clubs across the country but primarily in south-east of England.

7.1.2 Stoolball England’s latest National Strategy is for 2017-2019, with the following vision identified as part of the strategy;

‘We want to see stoolball played to a high standard with a consistent interpretation of the rules, increasing in strength in south-east England and expanding its reach to other regions of the country’

7.1.3 Stoolball England aim to promote and encourage stoolball to be played in an enjoyable environment in approximately 150 schools and 250 commercial organisations, clubs and education establishments nationwide. In the past 12 months, the Strategy has produced noticeable and encouraging results, including the formation of 11 new stoolball teams, one of which being junior, and a total of 150 new participants in the sport.

7.1.4 In Sussex, which has the highest proportion of stoolball participants, there are seven competitive ladies’ leagues, with mixed stoolball largely centred in the Hailsham, Eastbourne and Lewes areas of Sussex. Stoolball is now moving forward, with new clubs emerging in Sussex, Kent and Surrey and matches being played not only during weekday evenings but also at the weekends when clubs organise fundraising tournaments.²⁶

7.2 Supply

QUANTITY OVERVIEW

7.2.1 Stoolball in Horsham District is played at recreation and cricket grounds, with clubs utilising the cricket pitch outfield and ancillary facilities. Map 7.1 overleaf shows the location of the sites in

²⁶ <https://www.stoolball.org.uk/about/our-strategy-for-stoolball-in-england-2012-2014/>

Horsham that are used by stoolball teams. There are nine sites across the District; two sites are located in the Storrington and Pulborough sub area, three sites are in Billingshurst, two sites are in Horsham and Steyning and Billingshurst. There are no sites used for stoolball in the Southwater sub area.

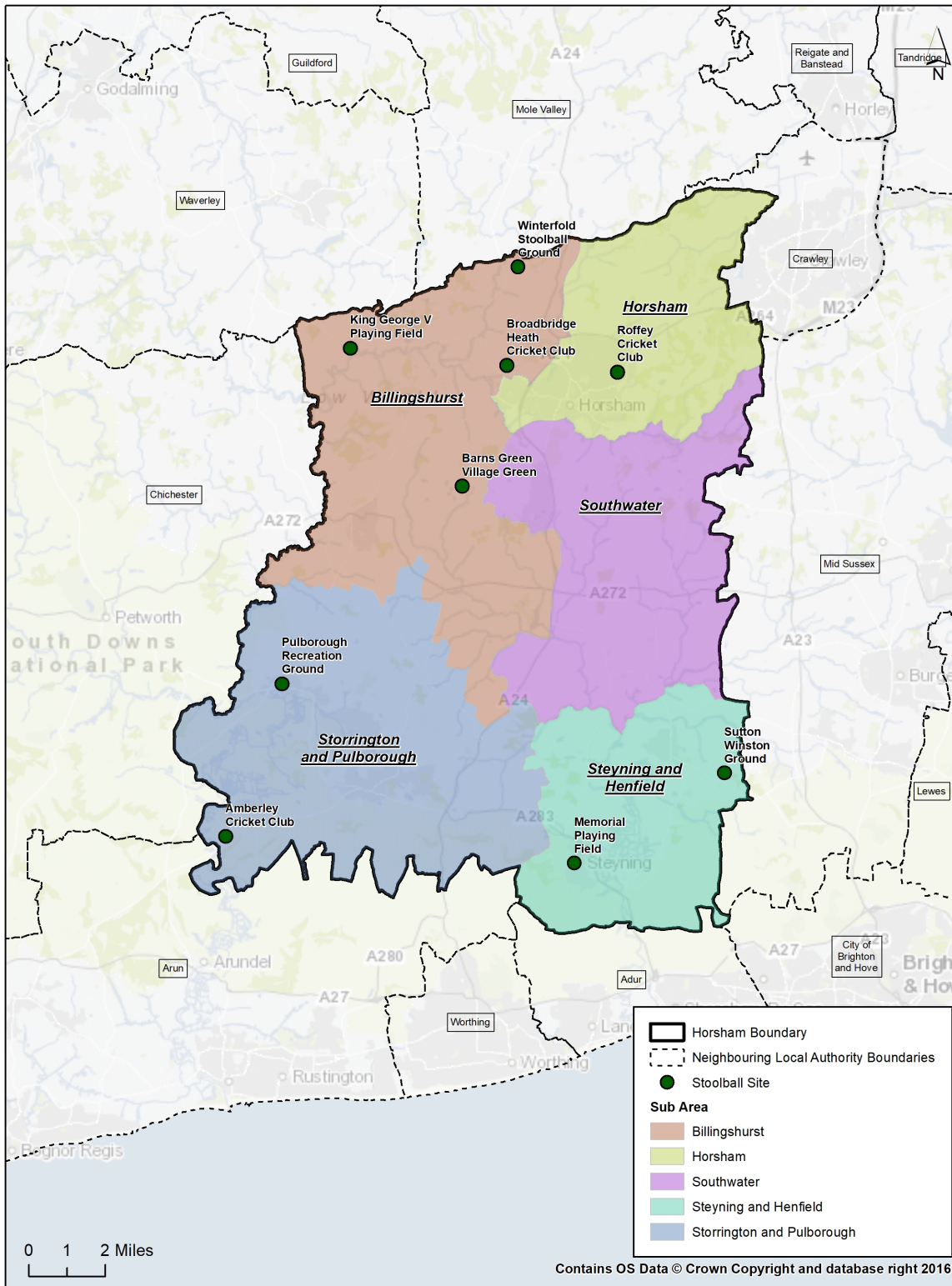
TENURE AND MANAGEMENT

- 7.2.2 Table 7.1 below shows that all nine sites used for stoolball in the District have secured community access, which are owned by either a parish council, a local authority or a trust.

Table 7.1 – Stoolball site ownership summary

Stoolball Site	Sub Area	Community Use on Site	Security of use	Ownership
Amberley Cricket Club	Storrington and Pulborough	Available	Secured	Parish Council
King George V Playing Fields	Southwater	Available	Secured	Local Authority
Pulborough Recreation Ground	Storrington and Pulborough	Available	Secured	Parish Council
Roffey Cricket Ground	Horsham	Available	Secured	Trust
The Blackstone Academy Ground	Steyning and Henfield	Available	Secured	Local Authority
Barns Green Village Green	Billingshurst	Available	Secured	Trust
Broadbridge Heath Cricket Club	Billingshurst	Available	Secured	Unknown
Memorial Playing Field	Steyning and Henfield	Available	Secured	Parish Council
Winterfold Stoolball Ground	Horsham	Not available	Unsecured	Private

Map 7.1: Stoolball sites in Horsham



Stoolball sites in Horsham

QUALITY ASSESSMENT

- 7.2.3 The quality scores for each site are taken from the cricket pitch outfield scores. Supply information was obtained by the 4global research team (in June 2017) and NGBs using a non-technical assessment framework provided by the ECB. The assessment considers the quality of playing surface, the quality of changing rooms and the score of their maintenance regime when compared to ECB recommendations. In addition to the site visits, the club consultation was used to validate the quality ratings. Each site is rated as GOOD, STANDARD or POOR.
- 7.2.4 Table 7.2 summarises the quality assessment results. Of the nine pitches in the District, seven of the outfields are rated as standard quality and two as good quality. Roffey Cricket Club and The Blackstone Academy Ground have good quality outfields and the latter also has an excellent changing facility. However, the changing facility at Roffey Cricket Club has a roof in disrepair and requires improvement, as well as poor pitch drainage that causes flooding in some areas of the pitch.
- 7.2.5 The pitch and changing pavilion at King George V Playing Fields and Amberley Cricket Club are of standard quality, which are adequate for the needs of the user clubs.
- 7.2.6 The pitch at Pulborough Recreation Ground is severely sloped and fairly bumpy, but the drainage appears to be adequate. The changing facility is showing signs of age and refurbishment/ replacement of this facility is required.

Table 7.2 – Stoolball site summary in Horsham

Stoolball Site	Sub Area	Outfield Quality Rating	Changing Rooms Quality Rating
Amberley Cricket Club	Storrington and Pulborough	Standard	Standard
King George V Playing Fields (Partridge Green Sports and Social Club)	Southwater	Standard	Standard
Pulborough Recreation Ground	Storrington and Pulborough	Standard	Poor
Roffey Cricket Ground	Horsham	Good	Standard
The Blackstone Academy Ground	Steyning and Henfield	Good	Good
Barns Green Village Green	Billingshurst	Standard	Standard
Broadbridge Heath Cricket Club	Billingshurst	Standard	Standard
Memorial Playing Field	Steyning and Henfield	Standard	Poor
Winterfold Stoolball Ground	Horsham	Standard	Standard

7.3 Demand

CLUB AND TEAM PROFILE

- 7.3.1 To understand the demand for stoolball in the study area, the following detailed consultations provide further clarity on the priorities and issues of key clubs (that responded to 4global's survey requests) in the study area.

Table 7.3 – Key comments from clubs across Horsham

Club	Members	Consultation Summary
Amberley Ladies Stoolball Club	20	One senior, 18 adults and one youth members make up the club. The facility they currently use is Amberley Cricket Club, is their preferred facility and they use it for four hours a week on a Monday. The outfield is standard quality, not well maintained, and has major issues with rabbit holes. The club expects no change in membership numbers in the coming years.
Blackstone Ladies Stoolball Club	40	All of the members of the club are adult, with the exception of 10 senior members, who do not participate in stoolball games. The club use the facilities at The Blackstone Academy Ground which are of excellent quality. The club are not expecting an increase in demand in coming years.
Partridge Green Ladies Stoolball Club	13	The club has 11 adults and two senior members. The facilities they use at King George V Playing Fields are adequate for their needs, and they use them for four hours a week on Monday evenings for matches. The site is maintained by a club volunteer to a playable standard. The club has stated that the ancillary facility is in need of refurbishment, in particular the doors and windows. The club hopes to expand and aims to increase by five members in the next three years.
Pulborough Ladies Stoolball Club	15	This club has a current total of 15 members; one youth, 11 adults and three seniors. They use the pitch at Pulborough Recreation Ground, which is their preferred facility. The pitch is well maintained by the Council, however the ancillary facility is out-dated and requires refurbishment.
Roffey Ladies Stoolball Club	20	The club consists of mostly adult members, as well as two youth and five senior members. The club has been located at Roffey Cricket Club since 1920 and it is their preferred facility, which they use for four hours a week. The outfield is well maintained by the cricket ground's staff and the clubhouse is adequate too. Development priorities include extending the car park as there is only limited spaces available.
Barns Green Stoolball Club	16	Sixteen adult members make up the club. The facility they currently use is Barns Green Village Green and is their preferred facility and they use it for four hours a week on a Monday. The outfield is standard quality. The club expects no change in membership numbers in the coming years.
Broadbridge Heath Stoolball Club	19	Nineteen adult members make up the club. The facility they currently use is Broadbridge Heath Cricket Club and is their preferred facility and they use it for four hours a week on a Monday. The outfield, grass wickets and changing facilities are of high quality. The club expects no change in membership numbers in the coming years.
Steyning Stoolball Club	16	Sixteen adult members make up the club. The facility they currently use is the Memorial Playing Field and is their preferred facility and they use it for four hours a week on a Monday. The pitch outfield is of good quality (80%) but the site does suffer from unofficial use and regular dog fowling as a result of it being popular with the public. The club expects no change in membership numbers in the coming years.
Winterfold Stoolball Club	15	Fifteen adult members make up the club. The facility they currently use is Winterfold Stoolball Ground, Denne Farm and is their preferred facility and they use it for four hours a week on a Monday. The outfield is standard quality. The club expects no change in membership numbers in the coming years.

CURRENT, FUTURE AND LATENT DEMAND

- 7.3.2 Of the nine clubs in Horsham, two clubs (Partridge Green Ladies Stoolball Club and Roffey Ladies Stoolball Club) projected a slight growth in membership over the next 2-3 years. Six clubs (Amberley Ladies Stoolball Club, Pulborough Ladies Stoolball Club, Barns Green Stoolball Club, Broadrige Health and Stoolball Club, Steyning Stoolball Club, Winterfold Stoolball Club) say that membership numbers are expected to remain constant and one club (Blackstone Ladies Stoolball Club) predicts a potential decrease in membership numbers.

7.4 Strategic sites for Protection, Enhancement and Provision

7.4.1 Based on the evidence collated in the PPS for stoolball pitch provision, it can be concluded that there are certain facilities across Horsham that are recorded as high value sites, for a number of reasons.

7.4.2 Table 7.4 provides a justification for how each of the stoolball sites should be Protected, Enhanced or Provided for.

Table 7.4 – Strategic cricket sites for protection and enhancement

Site Name	Sub Area	Quality of pitch	Quality of changing facility	Justification for Protection (PR), Enhancement (E) or Provision (PV)	
Amberley Cricket Club	Storrington and Pulborough	Standard	Standard	PR	This site should be protected as playing fields in the Local Plan. It is used by Amberley Ladies Stoolball Club, which has 20 members.
				E	The cricket pitch outfield and changing facilities at this site were rated standard quality – 56% overall site score. No enhancement has been identified as part of this study.
				PV	No required provision has been identified as part of this study.
King George V Playing Field	Southwater	Standard	Standard	PR	This site should be protected as playing fields in the Local Plan. It is used by Partridge Green Ladies Stoolball Club, which has 13 members.
				E	The cricket pitch outfield and changing pavilion at this site are of standard quality. No issues were raised by the user clubs and therefore no enhancement has been identified as part of this study.
				PV	No required provision has been identified as part of this study.
Pulborough Recreation Ground	Storrington and Pulborough	Standard	Poor	PR	This site should be protected as playing fields in the Local Plan. It is used by Pulborough Ladies Stoolball Club, which has 15 members.
				E	The overall quality of this site is poor. The pitch is severely sloped and fairly bumpy, but the drainage appears to be adequate. The changing facility is showing signs of age. Refurbishment/replacement of all facilities at this site is needed.
				PV	No required provision has been identified as part of this study.

Site Name	Sub Area	Quality of pitch	Quality of changing facility	Justification for Protection (PR), Enhancement (E) or Provision (PV)	
Roffey Cricket Club	Horsham	Good	Standard	PR	This site should be protected as playing fields in the Local Plan. It is used by Roffey Ladies Stoolball Club, which has 20 members.
				E	The grass wickets and non-turf practice nets at this site are of good quality (80%-83%), however the changing pavilion is of standard quality (52%) and the drainage on the site is very poor – it has collapsed in areas. To mitigate flooding of the pitch during wet weather, improvement to the drainage system at this site is required.
				PV	No required provision has been identified as part of this study.
The Blackstone Academy Ground	Steyning and Henfield	Good	Good	PR	This site should be protected as playing fields in the Local Plan. It is used by Blackstone Ladies Stoolball Club, which has 40 members.
				E	The cricket pitch outfield at this site are of good quality and the changing pavilion is in an excellent condition (100%), which contributed to 94% and 92% overall site scores. No enhancement is required as part of this study.
				PV	No required provision has been identified as part of this study.
Barns Green Stoolball Club	Billingshurst	Standard	Standard	PR	This site should be protected as playing pitches in the Local Plan. The site is used by Barns Green SC on a regular basis, which has 16 adult members.
				E	The pitch at this site was identified as standard quality, which is operating under-capacity. Therefore, no enhancements are recommended at this site.
				PV	No further provision has been identified as being required as part of this study.
Broadbridge Heath Stoolball Club	Billingshurst	Standard	Standard	PR	This site should be protected as playing fields in the Local Plan. It is used by Broadbridge Heath SC, which has 19 Adult members.
				E	The site scored an overall good quality rating (78%). The outfield, grass wickets and changing facilities are of high quality. No enhancement has been identified as part of this study.
				PV	No required provision has been identified as part of this study.

Site Name	Sub Area	Quality of pitch	Quality of changing facility	Justification for Protection (PR), Enhancement (E) or Provision (PV)	
Steyning Stoolball Club	Steyning and Henfield	Standard	Standard	PR	This site should be protected as playing fields in the Local Plan. This site is regularly used by Steyning Stoolball Club.
				E	The overall quality score for this site is standard (63%) – the pitch outfield is of good quality (80%) but the site does suffer from unofficial use and regular dog fowling as a result of it being popular with the public.
				PV	No required provision has been identified as part of this study.
Winterfold Stoolball Club	Horsham	Standard	Standard	PR	This site is a private ground and is regularly used by Winterfold Stoolball Club.
				E	The overall quality score for this site is standard (63%).
				PV	No required provision has been identified as part of this study.

8 Glossary of terms

8.1.1 In order to fully understand the Playing Pitch Strategy, 4global have created a glossary detailing key terms and phrases mentioned throughout. The glossary is detailed below, along with appropriate definitions;

ACRONYMS

- **3G AGP:** Third Generation Artificial Grass Pitch
- **4g:** 4global Consulting
- **AGP:** Artificial Grass Pitch(es)
- **APS:** Active People Survey(s)
- **CC:** Cricket Club
- **CIL:** Community Infrastructure Levy
- **CSP:** County Sports Partnership
- **ECB:** England and Wales Cricket Board
- **EH:** England Hockey
- **FA:** Football Association
- **FC:** Football Club
- **FE:** Further Education
- **GIS:** Geographical Information Systems
- **HC:** Hockey Club
- **HE:** Higher Education
- **IOG:** Institute of Groundmanship
- **JFC:** Junior Football Club
- **LDF:** Local Development Framework
- **LMS:** Last Man Stands
- **NPPF:** National Planning Policy Framework
- **PPS:** Playing Pitch Strategy
- **PQS:** Performance Quality Standard
- **RFU:** Rugby Football Union
- **RLFC:** Rugby League Football Club
- **RUFC:** Rugby Union Football Club
- **S106:** Section 106 Agreement
- **U:** Under.

PHRASES

8.1.2 **Carrying capacity** is the amount of play a site can regularly accommodate (in the relevant comparable unit) for community use without adversely affecting its quality and use. This is typically outlined by the NGB.

8.1.3 **Casual use or other use** could take place on natural grass pitches or AGPs and include:

- Regular play from non-sports club sources (e.g. companies, schools, fitness classes)
 - Infrequent informal/friendly matches
 - Informal training sessions
 - More casual forms of a particular sport organised by sports clubs or other parties
 - Significant public use and informal play, particularly where pitches are located in parks/recreation grounds.
- 8.1.4 **Displaced demand** generally relates to play by teams or other users of playing pitches from within the study area (i.e. from residents of the study area) which takes place outside of the area. This may be due to issues with the provision of pitches and ancillary facilities in the study area, just reflective of how the sports are played (e.g. at a central venue for the wider area) or due to the most convenient site for the respective users just falling outside of the local authority/study area.
- 8.1.5 **Future demand** is an informed estimate made of the likely future demand for pitches in the study area. This is generally based on the most appropriate current and future population projections for the relevant age and gender groupings for each sport. Key trends, local objectives and targets and consultation also inform this figure.
- 8.1.6 **Latent demand** is demand that evidence suggests may be generated from the current population should they have access to more or better provision. This could include feedback from a sports club who may feel that they could set up and run an additional team if they had access to better provision.
- 8.1.7 **Match equivalent sessions** is an appropriate comparable unit for pitch usage. For football, rugby union and rugby league, pitches should relate to a typical week within the season and one match = one match equivalent session if it occurs every week or 0.5 match equivalent sessions if it occurs every other week (i.e. reflecting home and away fixtures). For cricket pitches it is appropriate to look at the number of match equivalent sessions over the course of a season and one match = one match equivalent session.
- 8.1.8 **National Governing Body of Sport (NGB)** - typically these are independent, self-appointed organisations that govern their sports through the common consent of their sport. Sport England has a recognition process for NGBs that aims to identify a single lead NGB structure which governs a sport at UK, GB or home country level.
- 8.1.9 **Overplay** is when a pitch is used over the amount that the carrying capacity will allow, (i.e. more than the site can accommodate). Pitches have a limit of how much play they can accommodate over a certain period of time before their quality, and in turn their use, is adversely affected.
- 8.1.10 **Secured Community Use** - these pitches will be managed as either; a 'play & play' site by the local authority or leisure trust, by a specific sports club or Parish Council, or by an education establishment with secure community-use agreements in place.
- 8.1.11 **Spare capacity** is the amount of additional play that a pitch could potentially accommodate in addition to current activity. There may be reasons why this potential to accommodate

additional play should not automatically be regarded as actual spare capacity, for example, a site may be managed to regularly operate slightly below its carrying capacity to ensure that it can cater for a number of friendly matches and training activity. This needs to be investigated before the capacity is deemed actual spare capacity.

- 8.1.12 **Team Generation Rate** - ratio between the number of teams within a defined area, and the total population within a given age range for that area.
- 8.1.13 **Unmet demand** is demand that is known to exist but unable to be accommodated on current supply of pitches. This could be in the form of a team with access to a pitch for matches but nowhere to train or vice versa. This could also be due to the poor quality and therefore limited capacity of pitches in the area and/or a lack of provision and ancillary facilities which meet a certain standard of play/league requirement. League secretaries may be aware of some unmet demand as they may have declined applications from teams wishing to enter their competitions due to a lack of pitch provision which in turn is hindering the growth of the league.
- 8.1.14 **Unsecured Community Use** - these are pitches that are currently used or available for community-use, however there is no secure management/usage agreement in place.